

A G E N D A

SOUTH CAROLINA WORKERS' COMPENSATION COMMISSION

1333 Main Street, 5th Floor
Columbia, South Carolina 29201
September 19, 2022 10:30 a.m.

Meeting to be held in Hearing Room A

This meeting agenda was posted prior to the meeting and proper advance notice was made to all concerned parties in compliance with requirements in the Freedom of Information Act.

- | | | |
|-----|---|---|
| 1. | CALL TO ORDER | CHAIRMAN BECK |
| 2. | APPROVAL OF AGENDA OF BUSINESS MEETING OF SEPTEMBER 19, 2022 | CHAIRMAN BECK |
| 3. | APPROVAL OF MINUTES OF THE REGULAR BUSINESS MEETING OF AUGUST 29, 2022, (Tab 1) | CHAIRMAN BECK |
| 4. | GENERAL ANNOUNCEMENTS | MR. CANNON |
| 5. | APPLICATIONS FOR APPROVAL TO SELF-INSURE (Tab 2) | MS. BROWN |
| 6. | DEPARTMENT DIRECTORS' REPORTS | |
| | Human Resources (Tab 3) | MS. WARD |
| | Information Services (Tab 4) | MR. PLUSS |
| | Insurance and Medical Services (Tab 5) | MR. DUCOTE |
| | Claims (Tab 6) | MS. SPANN |
| | Judicial (Tab 7) | MS. BRACY |
| 7. | DEPARTMENT OF VOCATIONAL REHABILITATION | MR. CANNON |
| | Monthly Report (Tab 8) | MS. HARRIET ABNER
MR. JAMES WILLIAMS |
| 8. | EXECUTIVE DIRECTOR'S REPORT (Tab 9) | MR. CANNON |
| 9. | FINANCIAL REPORT (Tab 10) | MR. CANNON |
| 10. | OLD BUSINESS | CHAIRMAN BECK |
| 11. | EXECUTIVE SESSION | CHAIRMAN BECK |
| | General Counsel has requested an Executive Session to discuss pending litigation. | |
| 12. | ADJOURNMENT | CHAIRMAN BECK |

Table of Contents

1	Approval of Minutes of Business Meeting of August 29, 2022
2	Self-Insurance
3	Human Resources
4	Information Services
5	Insurance & Medical Services
6	Claims
7	Judicial
8	Vocational Rehabilitation
9	Executive Director's Report
10	Financial Report
11	New Business

TAB 1

THE
SOUTH CAROLINA WORKERS'
COMPENSATION COMMISSION
BUSINESS MEETING
August 29, 2022

A Business Meeting of the South Carolina Workers' Compensation Commission was held in Hearing Room A of the Workers' Compensation Commission on Monday, August 29, 2022, at 10:30 a.m. The meeting agenda was posted prior to the meeting and proper advance notice was made to all concerned parties in compliance with requirements in the Freedom of Information Act. The following Commissioners were present:

T. SCOTT BECK, CHAIRMAN
GENE MCCASKILL, VICE CHAIR
MELODY L. JAMES, COMMISSIONER
AVERY WILKERSON, COMMISSIONER
AISHA TAYLOR, COMMISSIONER
CYNTHIA DOOLEY, COMMISSIONER

Present also were Gary Cannon, Executive Director; Keith Roberts, General Counsel, Christy Brown, Self-Insurance Director; Amy Bracy, Judicial Director; Wayne Ducote, Insurance & Medical Services Director; Sonji Spann, Claims Director; Kristen Mcree, Staff Attorney; Bridget Ward, Human Resource Director; Kris Pluss, Director of Information Technology; Douglass Mann, IT Consultant; Bonnie Anzelmo, Injured Workers Advocates; Jared Libet, South Carolina Attorney General's Office; David Leggett, South Carolina Attorney General's Office and Carly Davis from the South Carolina Attorney General's Office was also present.

Commissioner R. Michael Campbell, II joined via telephone conference.

Chairman Beck called the meeting to order at 10:40 a.m.

AGENDA

Commissioner McCaskill moved that the agenda be approved. Commissioner Wilkerson seconded the motion, and the motion was approved.

AMENDMENT TO MINUTES – BUSINESS MEETING OF July 18, 2022

Commissioner Wilkerson moved to amend minutes from July 18, 2022, Business Meeting to reflect Commissioner McCaskill as Vice-Chair of the Commission rather than Commissioner Wilkerson. Commissioner Taylor seconded the motion, and the motion was approved.

GENERAL ANNOUNCEMENTS

Director Cannon announced our new Law Clerk, Abigail Lodge.

APPLICATIONS FOR APPROVAL TO SELF-INSURE

Self-insurance applications were presented by Christy Brown, Self-Insurance Director.

Six (6) prospective members of Two (2) funds were presented to the Commission for approval. The applications were:

Palmetto Timber Fund

G Brothers Logging LLC

MAVC LLC

Norman N Norris Jr

Rocky Grove Timber

South Carolina Home Builders SIF

Dixie Forestry & Grading Co LLC

Elite Superior Construction LLC

After examination of the applications, it was determined that each complied with the Commission's requirements, and each was recommended for approval.

Commissioner Wilkerson made the motion to approve the applications to self-insure. Commissioner Taylor requested to be recused from the vote. Commissioner James seconded the motion to approve the applications to self-insure, and the motion was approved.

DEPARTMENT DIRECTORS' REPORTS

Each Department report was submitted in written form and included in the Commission's agenda booklets.

Human Resources

Ms. Ward submitted the Human Resources report. Commissioner Taylor asked if the number of separations of 1 was correct. Ms. Ward replied that the number was in error and we had no separations.

Information Technology Department

Mr. Pluss submitted the IT report. There were no comments or questions from the Commission.

Insurance and Medical Services Department

Mr. Ducote submitted his report in written form. There were no comments or questions from the Commission. Mr. Ducote also introduced Jacqueline Marvin, Compliance Investigator.

Claims Department

Ms. Spann submitted her report in written form. There were no comments or questions from the Commission.

Judicial Department

Ms. Bracy submitted her report in written form. There were no questions from the Commission.

EXECUTIVE DIRECTOR'S REPORT

Mr. Cannon submitted his report in written form. There were no comments or questions from the Commission.

ADMINISTRATION – FINANCIAL REPORT

Mr. Cannon submitted his report in written form. There were no questions from the Commission.

OLD BUSINESS

There was no old business.

NEW BUSINESS

There was no new business.

EXECUTIVE SESSION

Commissioner Taylor made a motion to move into Executive Session to discuss pending litigation matters. Commissioner McCaskill seconded the motion, and the motion was approved. The Commission went into Executive Session at 11:00 a.m.

Commissioner Taylor made the motion to leave Executive Session at 11:33 a.m.; noting that no activity was taken. Commissioner McCaskill seconded the motion, and the motion was approved.

ADJOURNMENT

Commissioner Wilkerson made the motion to adjourn. Commissioner Taylor seconded the motion, and the motion was approved.

The August 29, 2022, meeting of the South Carolina Workers' Compensation Commission adjourned at 11:33 am.

Reported September 6, 2022
Arnisha Keitt
Executive Assistant

TAB 2

TAB 3

State of South Carolina

1333 Main Street, 5th Floor
P.O. Box 1715
Columbia, S.C. 29202-1715



TEL: (803) 737-5700
FAX: (803) 737-5764

Workers' Compensation Commission

TO: Gary Cannon

FROM: Bridget Ward

DATE: Sept 9, 2022

SUBJECT: Monthly Human Resources Report for September 2022 Business Meeting

This report summarizes Human Resources' activities from August 1, 2022, through August 31, 2022.

At the end of August, the Commission had 49 full-time employees and two part-time employees.

- **New Hires:** Four
- **Separations or Retirements:** Two
- **FMLA Leaves:** None

In August, six SCEIS personnel transactions and eight SCEIS time/leave transactions were processed. Detailed payroll and time/leave reports were run as scheduled. Any issues that arose were corrected with the collaborative effort of either the SCIES team or the Comptroller General Office.

HR arranged for all carpeted areas and the main flooring on the Commission to be professionally cleaned in August and scheduled for one insurance vendor to visit and provide a presentation for all employees. HR participated in one webinar hosted by PEBA concerning the 2022 open enrollment and one webinar with DOA about the LinkedIn Learning program.

Ten "All Employee" emails were sent by HR during August, and Nine travel reports were processed. HR received and reviewed 1205 emails and sent 1170 emails.

There were two building issues and no parking issues in August. The building issues were resolved promptly, and there four updates to the parking assignments were submitted.

There were seven COVID cases and two scares in the month of August. The employees returned to work after the protocol was followed, contact tracing was done, and the appropriate quarantine/isolation period was observed.

Staffing:

4 New employees:

- Commissioner's Admin started on 8/1,
- IT - Information Systems/Business Analyst I started on 8/17
- IMS -Program Co I started on 8/17
- Legal - Law Clerk started on 8/22.

The vacated IT- Information Systems/Business Analyst III position was posted in August, but upon further review, the decision was made to postpone hiring and fill it at a later date.

TAB 4

State of South Carolina

1333 Main St, Suite 500
P.O. Box 1715
Columbia, S.C. 29202-1715



Tel: (803) 737-5700
Fax: (803) 737-1258
www.wcc.sc.gov

Workers' Compensation Commission

To: Gary Cannon, SCWCC Executive Director
From: Kris Pluss, IT Director
Date: September 9, 2022
Subject: IT Department August 2022 Full Commission Report

This report summarizes the activities and accomplishments for projects and initiatives in the IT department during August 2022.

I. Systems Operations, Maintenance and Support

EDI

WCC IT Staff is continuing to work with the ISO/Verisk to establish processes and an implementation plan for the EDI claims processing migration. We continue our participation in IAIABC conference calls for: Jurisdiction Only meetings, EDI Claims Committee and the POC 3.0 taskforce. Phase 1 is scheduled to be completed during the First Quarter of 2023.

Progress

WCC IT Staff had four separate virtual meetings with Progress Engineers, Project Managers and Sales Consultants to discuss existing application stability concerns, new software offerings and enhancements for EDI, Form Creation and eCase.

Systems Support

The IT team continues to collectively manage all end user support for agency provided workstations, iPhones, and iPads.

Security

We had no security alerts in August.

Reporting

140 Service Desk tickets were received by WCC IT during August 2022.
128 Tickets were assigned a priority of Low / Medium.
11 Tickets were assigned a priority of High.
1 Ticket was assigned a priority of Urgent.

II. Projects, Enhancements and Development

Legacy Modernization

WCC IT had a virtual meeting with SC.Gov / NIC to discuss the ePay Project Scope (online payments). SC.Gov was able to gather WCC requirements for: payment amounts, acceptable methods of payment, and form submission.

TAB 5

State of South Carolina



Workers' Compensation Commission

To: Mr. Gary Cannon
SCWCC Executive Director

From: Wayne Ducote, Jr.
IMS Director

Date: 15-Sep-22

Subj: Insurance and Medical Services Department
August 2022 Full Commission Report

Please find attached information provided to summarize the status and workflow of initiatives currently underway within the Insurance and Medical Services (IMS) Department.

In addition to the statistical data provided, please be advised of the following:

- | | |
|---------------------|--|
| Compliance Division | <ol style="list-style-type: none">1. Reviewing revenue metrics / projections.2. Working with staff to review workflow processes and additional training opportunities.3. Continuing to explore outreach opportunities with stakeholders. |
| Coverage Division | <ol style="list-style-type: none">1. Working with staff to review workflow processes and explore opportunities to enhance service provision.2. Lapse in Coverage: 44 new registrants; 0 notifications sent. |
| Medical Services | <ol style="list-style-type: none">1. Processing six medical bill reviewer certifications and renewals.2. One medical bill pricing review was done in the month of August. |

While this summary is in no way all-inclusive, it may serve to assist you and our Commissioners in understanding the key initiatives underway in the IMS Department and provide measures by which the Department's effectiveness can be gauged. IMS welcomes any guidance that you and/or our Commissioners can provide concerning our performance and direction.

Employer Rule to Show Cause Hearings and Compliance Activity

The Compliance Division docketed 0 new RTSC cases and 3 total RTSC cases in the month of August. And, compelled 26 South Carolina employers to come into compliance with the Act. Year to date, 0 new RTSC cases and 3 total RTSC cases have been docketed.

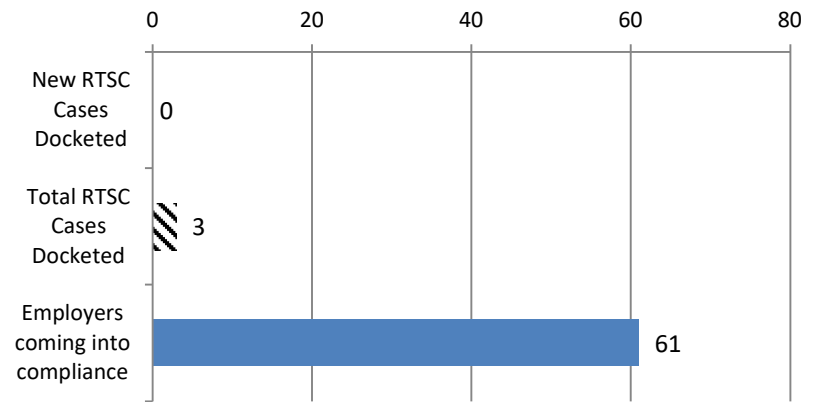
Employers Obtaining Coverage

Year to date, the Compliance Division has compelled 61 South Carolina employers to come into compliance with the Act. In so doing, approximately 527 previously uninsured workers are now properly covered.

Penalties Waived

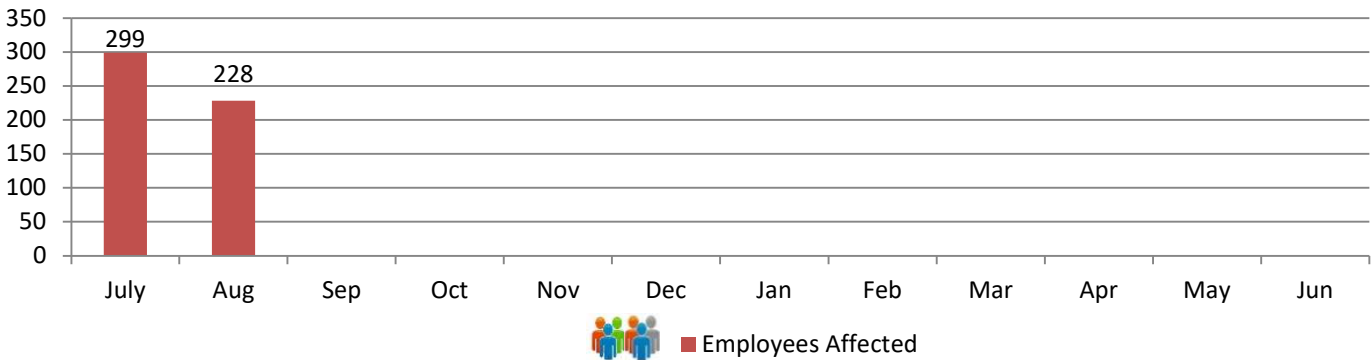
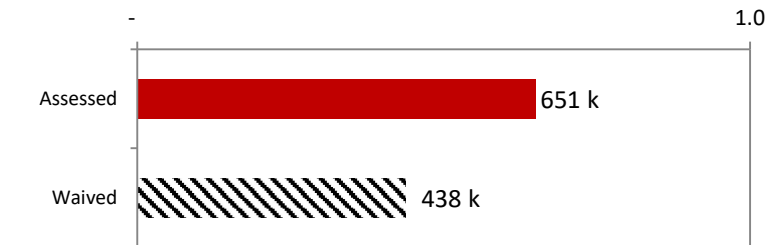
Although the Division has assessed \$651 k in fines this fiscal year, \$438 k have been waived or rescinded as employers have either obtained insurance coverage or were found not to be subject to the Act.

RTSC and Compliance Activity



Fines and Penalties

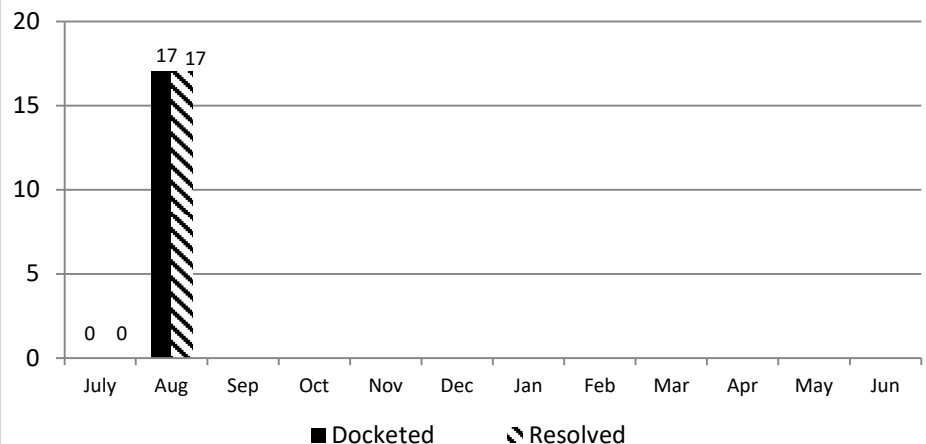
Millions



Carrier Rule to Show Cause Hearings

The Compliance Division manages the Rule to Show Cause process involving the recovery of outstanding carrier fines and penalties. In the month of August 2022, 17 carrier RTSC cases were docketed; 17 cases were resolved for a total of \$17,189.

Year to date, a total of 17 carrier RTSC cases have been docketed, 17 cases for a total of \$17,189 have been resolved.

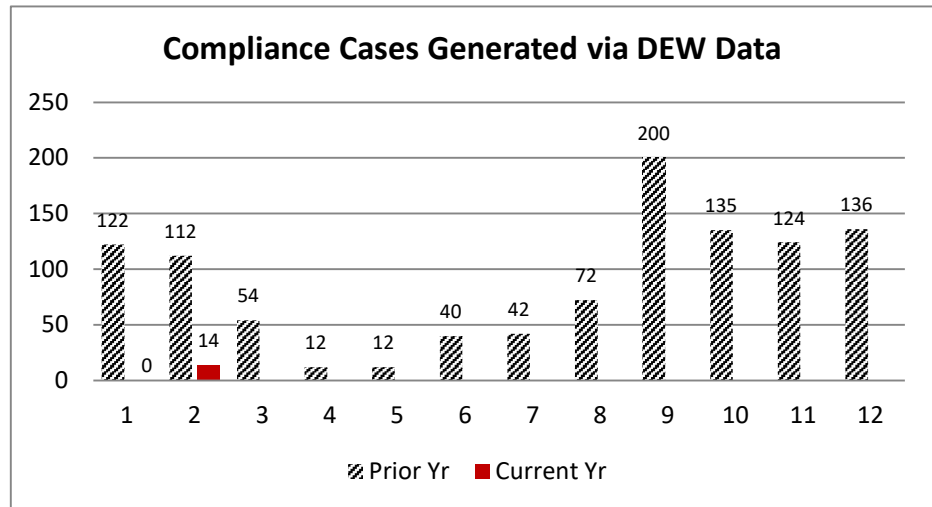
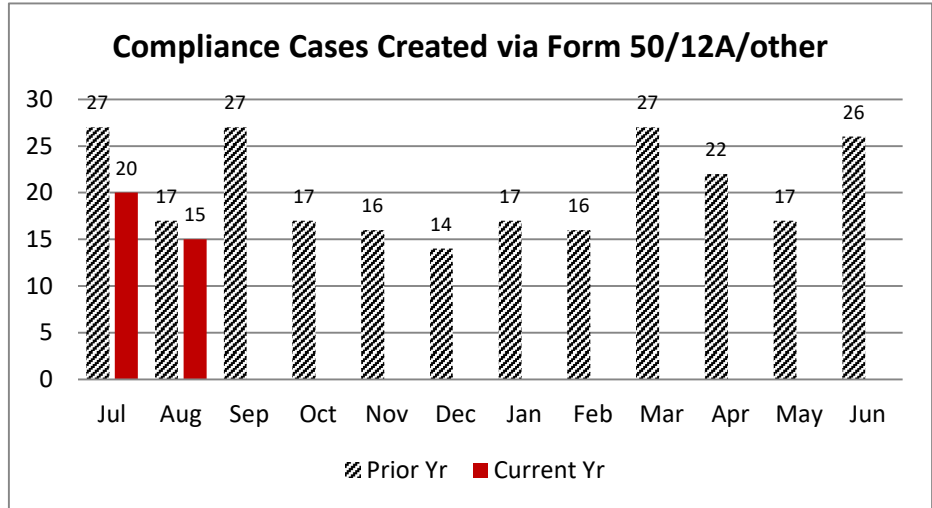


In August 2022, 15 compliance files were created from the combined filings of Form 50's, 12A's, and stakeholder reporting involving uninsured employers.

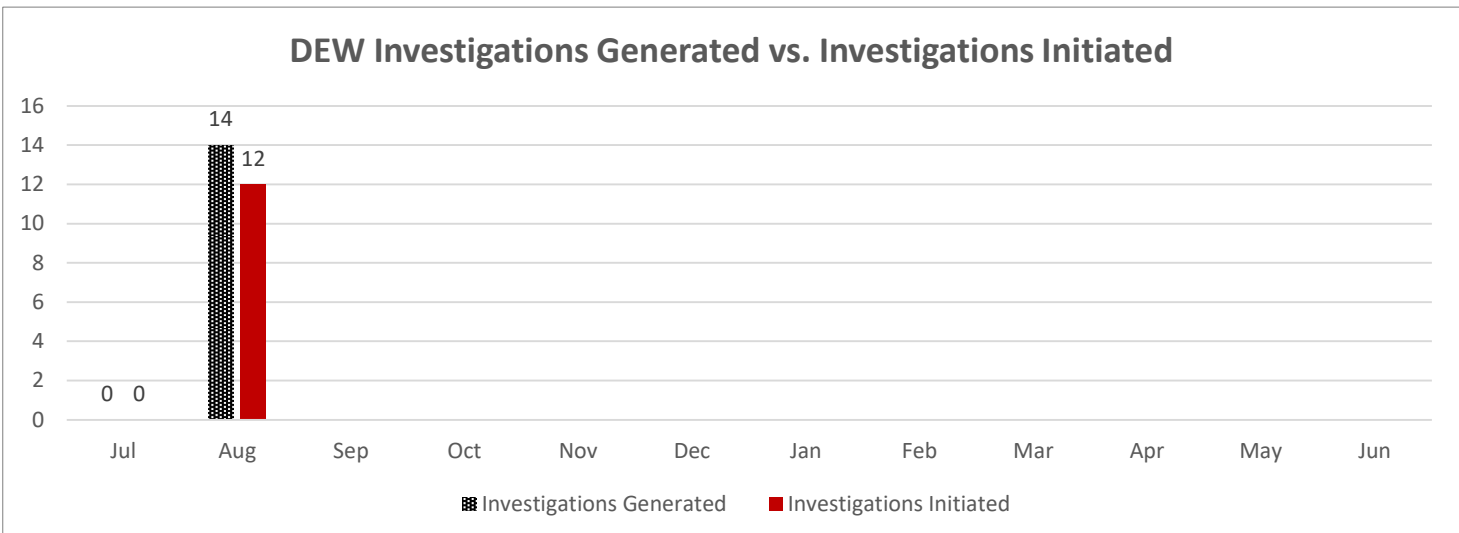
YTD vs. Prior Year total (243): 14%
 Aug 2021 to Aug 2022: 88%
 Current Yr End trend: 86% of 2021-2022
 YTD 2022-2023 v. YTD 2021-2022: 80%

In Aug 2022, 14 compliance files were generated from the DEW data process.

YTD vs. Prior Year total (1,061): 1%
 Aug 2021 to Aug 2022: 13%
 Current Yr End trend: 8% of 2021-2022
 YTD 2022-2023 v. YTD 2021-2022: 6%



The DEW Data Pool is determined by the total number of potential, non-compliant employers who report wages to DEW with at least 4 employees and who's FEIN does not match with any coverage records in the Commission's coverage database. The investigations generated is the number of compliance investigations generated from the pool. The investigations initiated is the number of compliance investigations initiated from those that were generated.



Carryover Caseload:

The Compliance Division closed August 2022 with 305 cases active, compared to an active caseload of 321 at the close of August 2021.

Cases Resolved:

For the month of August 2022, Compliance Division staff closed-out 86 cases.

Compliance Fines:

In August 2022, the Compliance Division collected \$35,381 in fines and penalties. Year to Date, the Compliance Division has collected \$104,883 in fines and penalties.

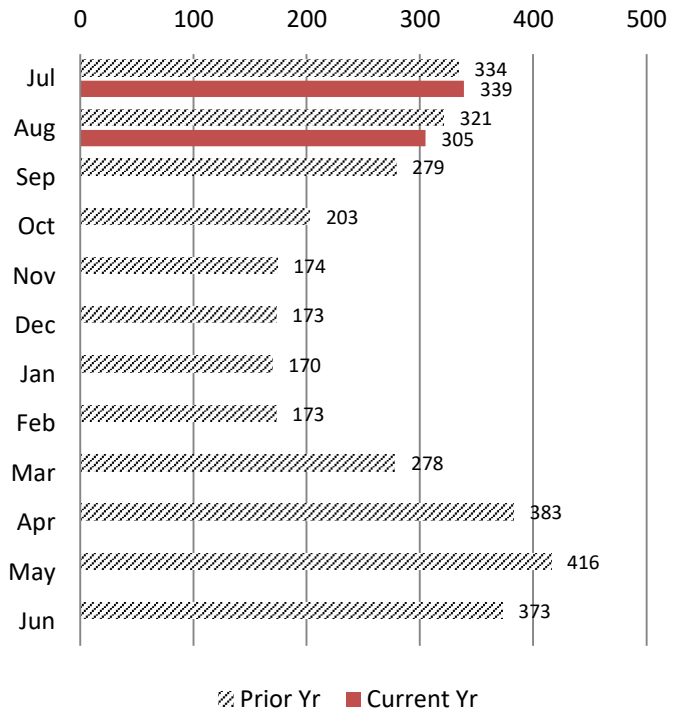
Year to Date vs Prior Year Total (\$686,193): 15%

Aug 2021 vs. Aug 2022: 42%

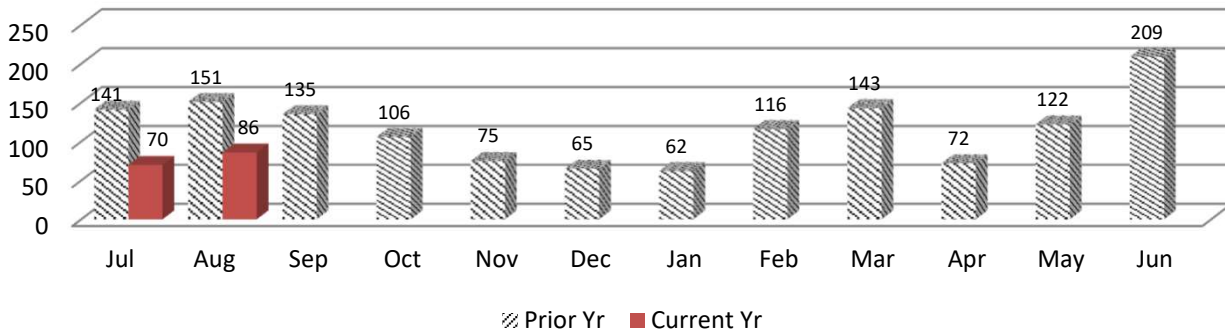
Current Year End trend is 92% of 2021-2022

YTD 2021-22 (Aug - June) vs YTD 2022-2023: 55%

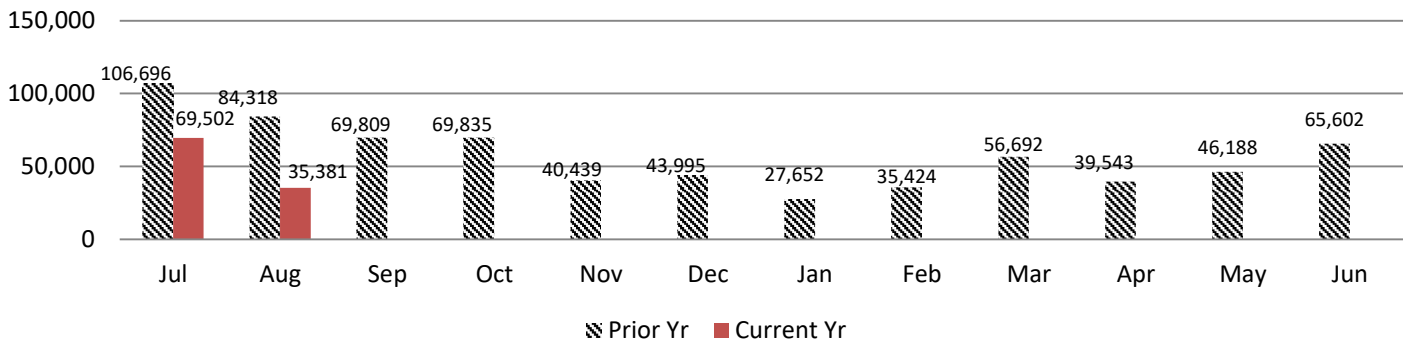
Caseload Pending v. Prior Year



Cases Resolved v. Prior Year



Compliance Fines Collected v. Prior Year

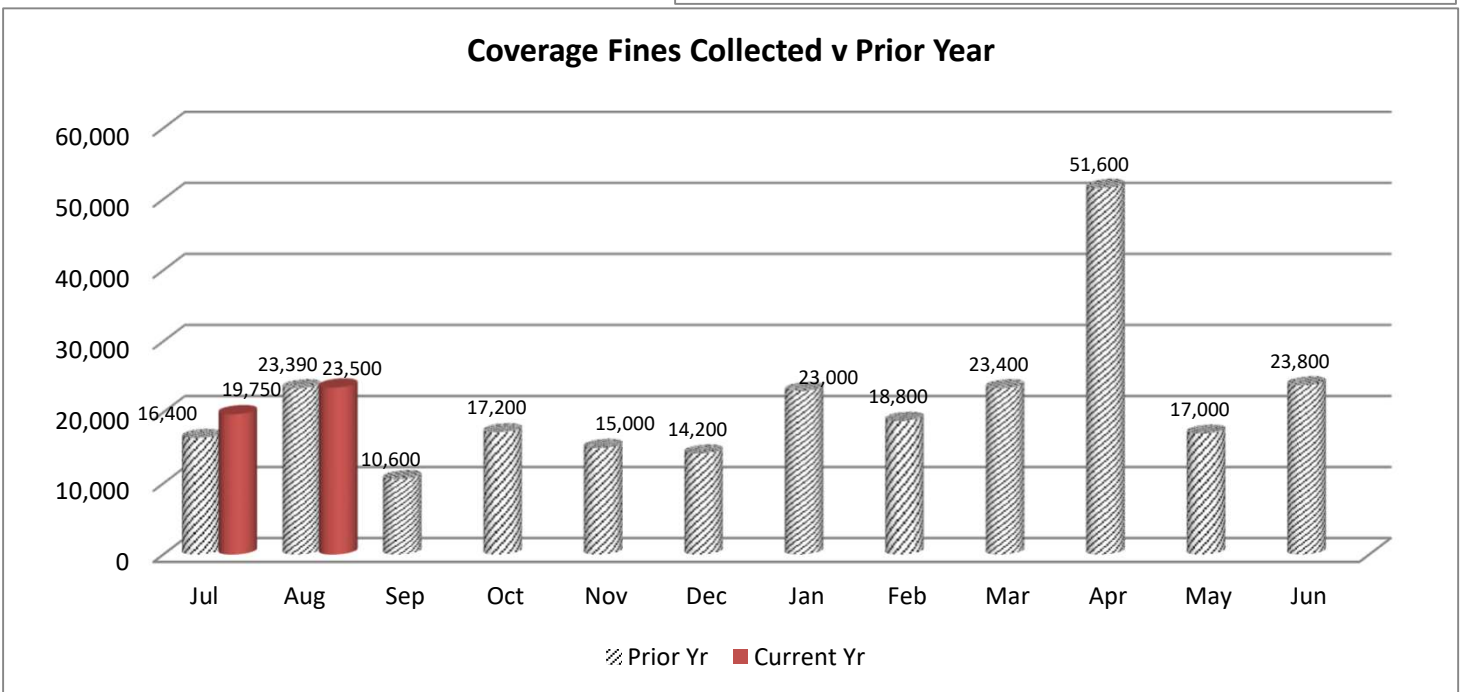
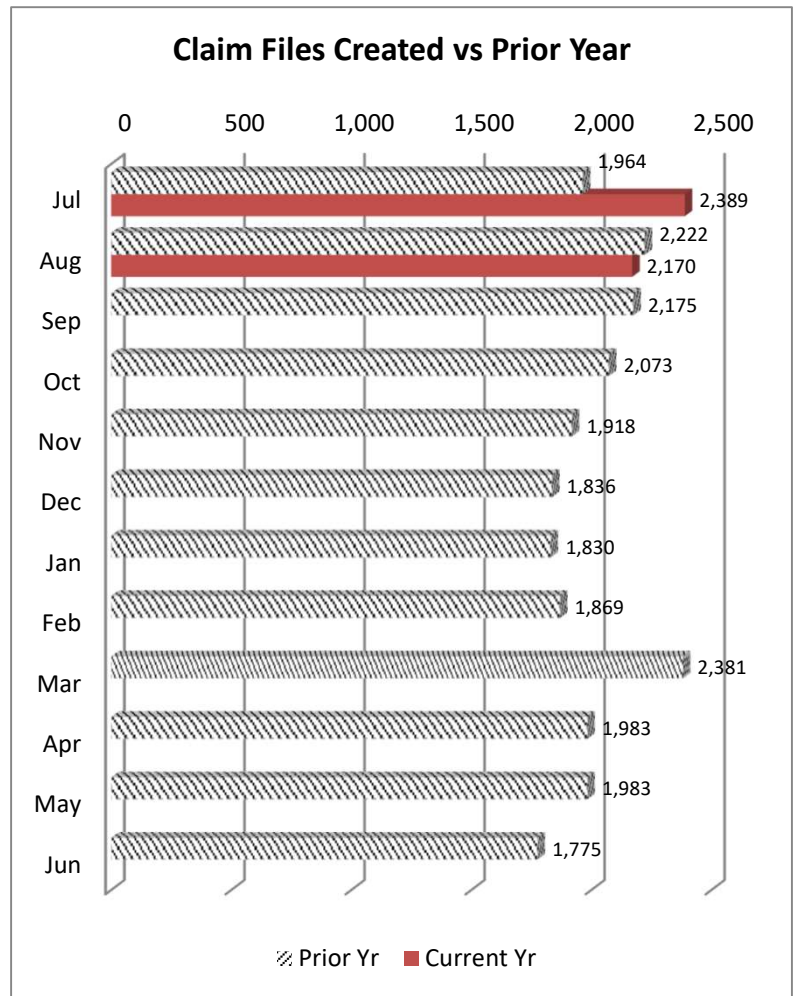


WCC Claim Files:

In August 2022, the Coverage Division received a total of 2,170 WCC Claim files. Of these, 1,856 were created through proper carrier filing of a 12A, and 314 were generated as a result of a Form 50 claim filing. Year to Date 4,559 Claim files have been created which is 19% of claim file volume prior year (24,009).

Coverage Fines:

The Coverage Division collected \$23,500 in fine revenue in August 2022, as compared to \$23,390 in Coverage fines/penalties accrued during August 2021. Year on Year, Coverage fines are at 17% of collections for prior year.




IMS SELF INSURANCE DIVISION

August 2022

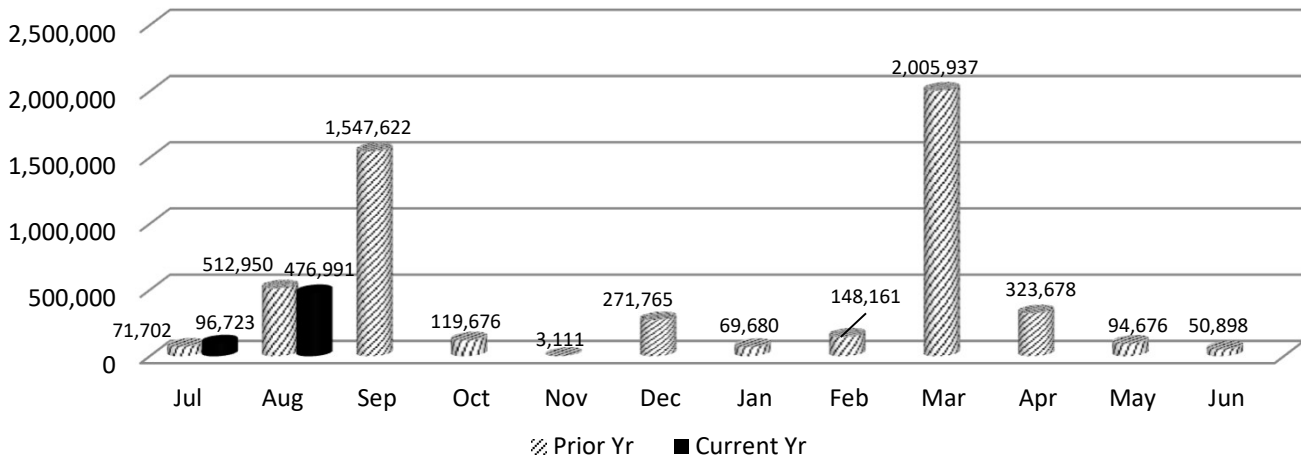
During the month of August 2022, the Self Insurance Division:

- * collected \$476,991 in self-insurance tax.
- * added 6 new self-insurers.
- * conducted 4 Self Insurance audits.

Year to Date, Self Insurance tax revenue is trending at 98% of prior year and 8 Self Insurance audits have been completed.



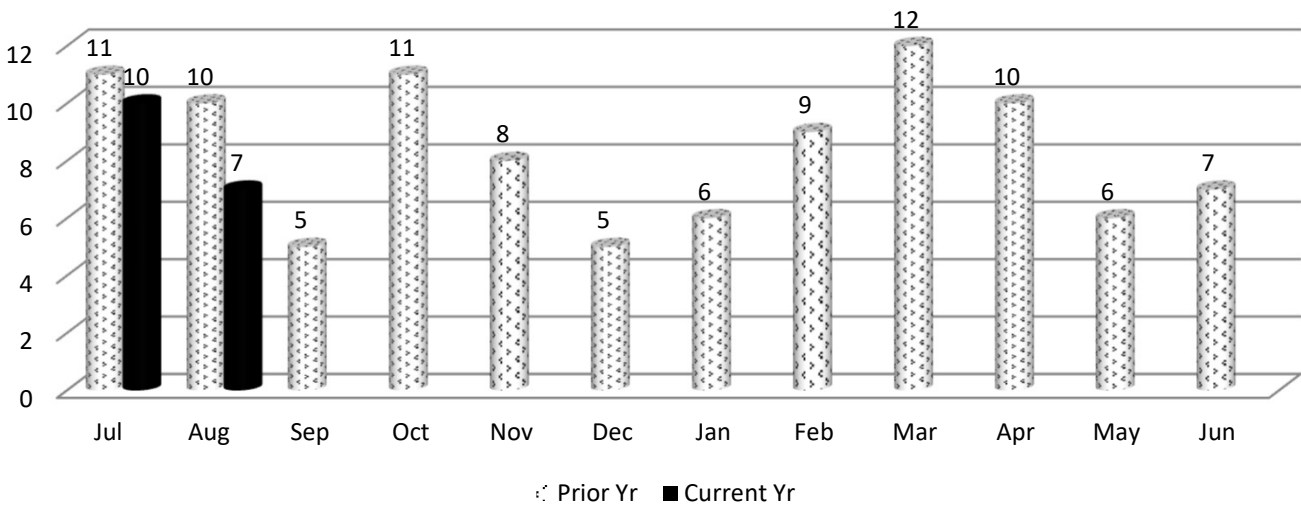
Self Insurance Tax Collections v. Prior Year



IMS MEDICAL SERVICES DIVISION

In August 2022, the Medical Services Division began the month with 10 bills pending review, received an additional 9 bills for review, conducted 12 bill reviews and ended the month with 7 bills pending.

Medical Bills Pending Review v. Prior Year



TAB 6

State of South Carolina

1333 Main Street, 5th Floor
P.O. Box 1715
Columbia, S.C. 29202-1715



TEL: (803) 737-5700
www.wcc.sc.gov

Workers' Compensation Commission **MEMORANDUM**

To: Gary Cannon, Executive Director

From: Sonji Spann, Claims Director

Date: September 19, 2022

Re: Claims Department September 2022 Full Commission Report

Attached is the Statistical Report for the Claims Department for the period July 1, 2022 - June 30, 2023, for the Business Meeting on September 19, 2022.

Claims activities are in Column (a) with the totals for the two month period for FY22-23 in column (o). Column (q) reflects the percentage change when comparing the totals for same period in the current fiscal at the totals for the same period in last fiscal year. The total Claims Activities, for this period have increase 4% when compared to the same period from last fiscal year.

The number of Total Fines assessed are up 13% compared to the same period last fiscal year and the Total Fines paid 23% higher when compared to the same period last year

I will be happy to answer any questions you or the Commissioners have.

Claims Department Statistical Report

FY2022-2023

July 1, 2022 -June 30, 2023

Claims Activities	July	August	Sept	FY22-23 Total	FY21-22 Total	% Diff from prev year
(a)	(b)	(c)	(d)	(o)	(p)	(q)
Forms 15-I	1,041	1,220		2,261	2,180	4%
Forms 15-II/Forms 17	826	989		1,815	1,961	-7%
Forms 16 for PP/Disf	207	222		429	403	6%
Forms 18	5,023	5,227		10,250	8,836	16%
Forms 20	541	629		1,170	1,137	3%
Form 50 Claims Only	311	269		580	607	-4%
Form 61	602	781		1,383	1,307	6%
Letters of Rep	195	152		347	509	-32%
Clinchers	701	907		1,608	1,575	2%
Third Party Settlements	27	30		57	38	50%
SSA Requests for Info	23	43		66	113	-42%
Cases Closed	2,056	2,389		4,445	4,261	4%
Cases Reviewed	3,290	3,089		6,379	6,591	-3%
Total	14,843	15,947	-	30,790	29,518	4%
				-		
Total Fines Assessed	505	222		727	635	13%
Form 18 Fines	331	220		551	652	-15%
Total Amt Paid	\$63,200	\$59,450		122,650	\$99,450	23%

TAB 7

State of South Carolina

1333 Main Street
P.O. Box 1715
Columbia, S.C. 29202-1715



Tel: (803) 737-5700
Fax: (803) 737-1234
www.wcc.sc.gov

Workers' Compensation Commission

September 9, 2022

To: Gary Cannon
Executive Director

From: Amy A. Bracy
Judicial Director

RE: Monthly Judicial Report for August 2022

During the month of August, the Judicial Department processed eight hundred eighty-seven (887) requests for hearings (claimant and defense pleadings). Comparing the numbers from the same period last year, claimant pleadings are up 15% and defense pleadings experienced an 8% decrease. The department received one hundred thirty (130) Motions, a 10% decrease compared to the same period last year and one hundred forty-nine (149) clincher conference requests, up 5% compared to last year.

There were fifty-two (52) Single Commissioner Hearings conducted during the past month, thirty-one (31) pre-hearing conferences held, and eight (8) Full Commission hearings held. A total of four hundred thirty-five (435) Orders (Single Commissioner Orders, Consent Orders and Administrative Orders) were served at the single Commissioner level, thirty-eight (38) of those were Decision and Orders that resulted from hearings that went on the record and one hundred thirty-one (131) were Motion Orders that were a result of Motions ruled upon by Commissioners.

There were two hundred sixty-seven (267) Informal Conferences requested during August and two hundred twelve (212) were conducted.

There were thirty-nine (39) regulatory mediations scheduled and sixty-seven (67) requested mediations. Totals are up 40% and down 12% in the respective categories for the same period last year. The Judicial Department was notified of sixty (60) matters resolved in mediation, with the receipt of Forms 70. This category's total is down 7% compared to the same period last year. This does not include mediations that take place outside of what is reported to the Commission.

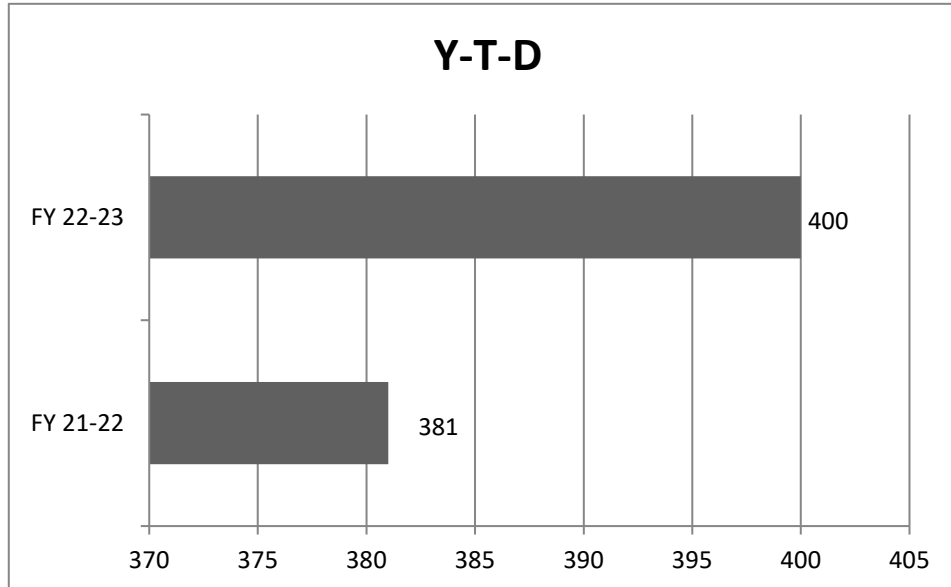
In the month of August, Judicial received four (4) Notices of Intent to Appeal to the Court of Appeals and zero (0) to the Circuit Court.

**Judicial Department Statistical Report
Statistics For Fiscal Year 2022-2023**

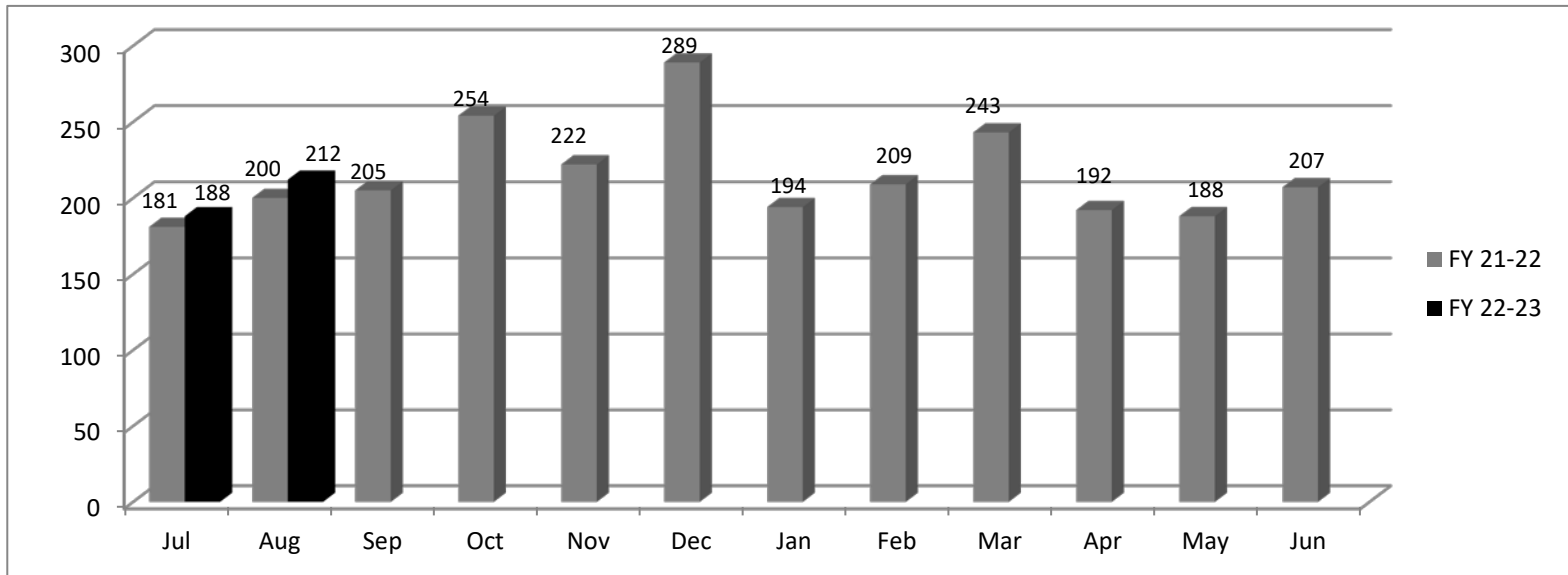
	July	Aug	Sept	Oct	Nov	Totals YTD 2022-2023	Totals YTD 2021-2022	% Diff from prev year	YTD Diff + (-)	FY22-23 Mth Avg	FY21-22 Mth Avg
Claimant Pleadings	612	586				1,198	1044	15%	154	599	522
Defense Response to Pleadings	474	495				969	815	19%	154	485	408
Defense Pleadings	223	301				524	572	-8%	(48)	262	286
Motions	104	130				234	260	-10%	(26)	117	130
Form 30	11	7				18	35	-49%	(17)	9	18
FC Hearings Held	4	8				12	15	-20%	(3)	6	8
FC Orders Served	8	6				14	28	-50%	(14)	7	14
Single Comm. Hearings Held	31	52				83	101	-18%	(18)	42	51
Single Comm. Orders Served	160	182				342	404	-15%	(62)	171	202
Single Comm. Pre-Hearing Conf Held	20	31				51	25	104%	26	26	13
Consent Orders	261	230				491	429	14%	62	246	215
Adminstrative Orders	2	23				25	23	9%	2	13	12
Clincher Conference Requested	122	149				271	258	5%	13	136	129
Informal Conference Requested	222	267				489	506	-3%	(17)	245	253
Informal Conference Conducted	188	212				400	381	5%	19	200	191
Regulatory Mediations	27	39				66	47	40%	19	33	24
Requested Mediations	47	67				114	130	-12%	(16)	57	65
Ordered Mediations	1	0				1	0	100%	1	1	0
Mediation Resolved	39	60				99	107	-7%	(8)	50	54
Mediation Impasse	8	12				20	41	-51%	(21)	10	21
Mediation Held; Issues Pending	0	0				0	2	0%	(2)	0	1
Claim Settled Prior to Mediation	6	9				15	21	-29%	(6)	8	11
Mediation Not Complete in 60 days	2	6				8	5	60%	3	4	3

Informal Conf. Conducted

	FY 21-22	FY 22-23
Jul	181	188
Aug	200	212
Sep	205	
Oct	254	
Nov	222	
Dec	289	
Jan	194	
Feb	209	
Mar	243	
Apr	192	
May	188	
Jun	207	
Total	2584	400

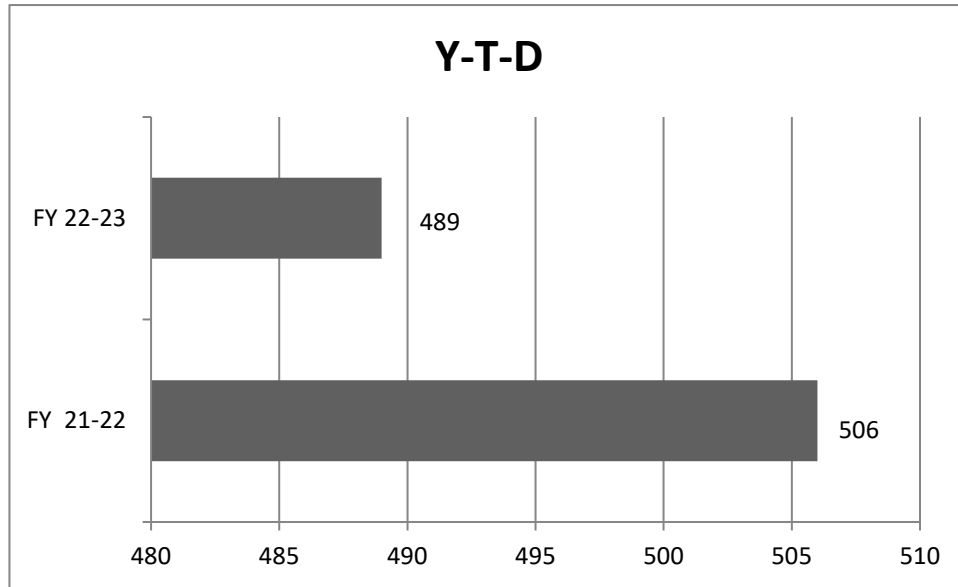


	FY 21-22	FY 22-23
Y-T-D	381	400

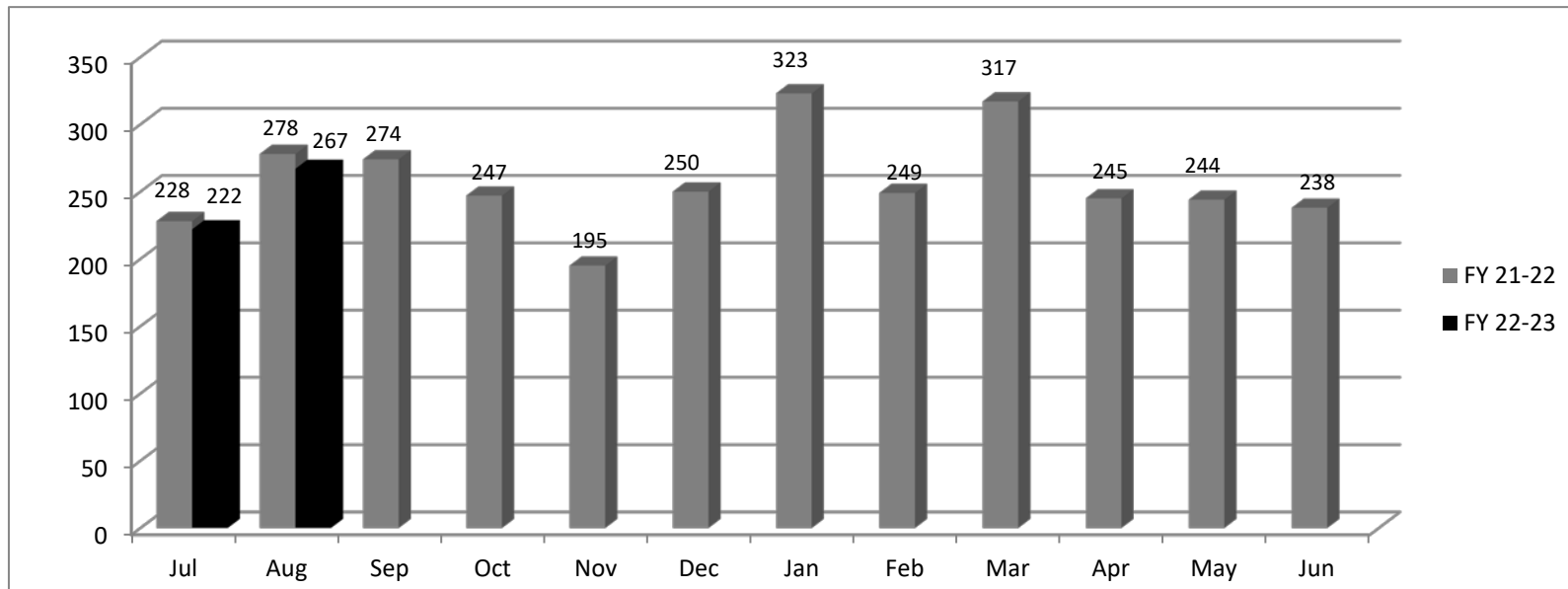


Informal Conf. Requested

	FY 21-22	FY 22-23
Jul	228	222
Aug	278	267
Sep	274	
Oct	247	
Nov	195	
Dec	250	
Jan	323	
Feb	249	
Mar	317	
Apr	245	
May	244	
Jun	238	
Total	3088	489



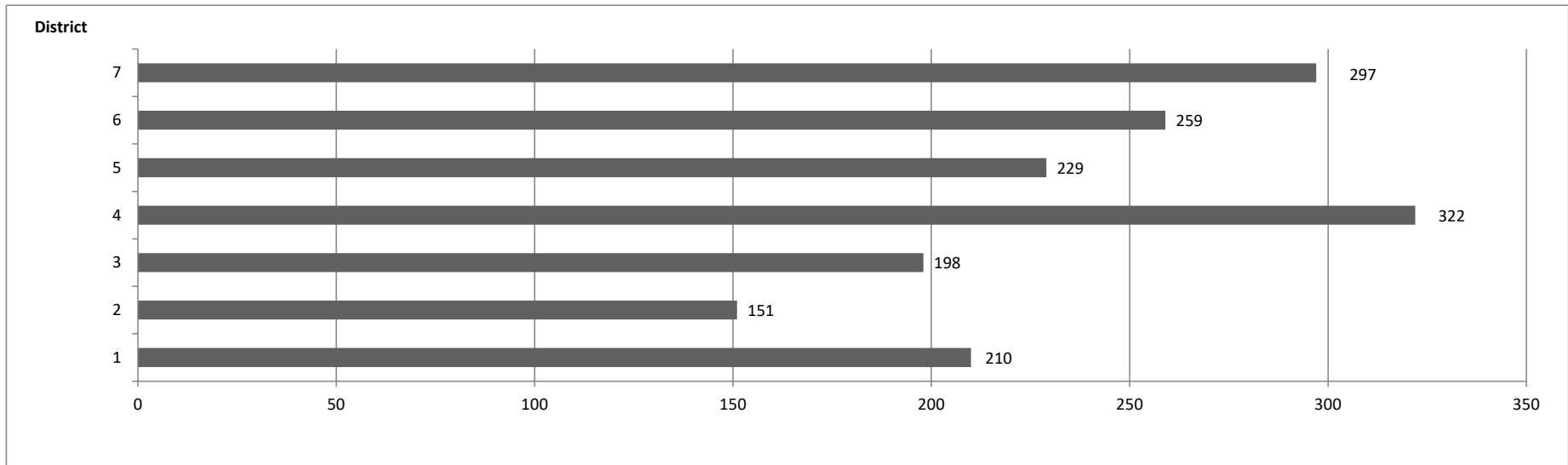
	FY 21-22	FY 22-23
Y-T-D	506	489



Pleadings Assigned - Three Year Comparison by Month

	District 1			District 2			District 3			District 4			District 5			District 6			District 7		
	Greenville			Anderson			Orangeburg			Charleston			Florence			Spartanburg			Richland		
	22-23	21-22	20-21	22-23	21-22	20-21	22-23	21-22	20-21	22-23	21-22	20-21	22-23	21-22	20-21	22-23	21-22	20-21	22-23	21-22	20-21
Jul	105	112	120	81	87	81	112	72	85	150	166	151	111	109	126	135	122	112	142	156	154
Aug	105	93	88	70	67	73	86	101	105	172	174	142	118	112	125	124	101	95	155	134	133
Sep		109	87		77	70		96	107		158	162		143	128		112	113		143	169
Oct		89	93		73	81		103	125		152	175		110	115		95	104		130	159
Nov		96	92		66	88		95	100		144	176		112	96		84	104		116	134
Dec		104	90		80	68		100	115		156	168		123	132		108	96		131	141
Jan		85	79		54	56		84	96		167	172		129	110		91	88		118	124
Feb		93	84		75	88		87	86		170	133		105	101		108	93		145	118
Mar		108	125		87	93		84	118		186	201		149	132		130	106		166	164
Apr		106	94		75	63		82	100		181	138		120	112		127	106		164	134
May		82	90		69	69		81	85		149	134		130	110		103	98		136	126
Jun		122	95		74	74		100	98		161	164		152	117		111	103		147	134
Totals	210	1199	1137	151	884	904	198	1085	1220	322	1964	1916	229	1494	1404	259	1292	1218	297	1686	1690

Pleadings Assigned by District Year to Date



TAB 8

State of South Carolina

1333 Main Street
P.O. Box 1715
Columbia, S.C. 29202-1715



Tel: (803) 737-5700
Fax: (803) 737-1234
www.wcc.sc.gov

Workers' Compensation Commission

TO: Commissioners

FROM: Gary Cannon

DATE September 19, 2022

RE: SC Department of Vocational Rehabilitation Department (SCVRD)

Attached is a copy of an email from James Williams, Consumer Services at SCVRD, transmitting the WCC Referrals for the FY2018, FY2019, FY2020, FY2021, FY2022 and July 1, 2022 through August 31, 2022 in FY2023.

Mr. Williams and Harriett Abner, Director of Consumer Services will attend the Business Meeting on September 19 to update you on their activities and respond to any questions you may have.



Referral Date

7/1/2022 8/31/2022

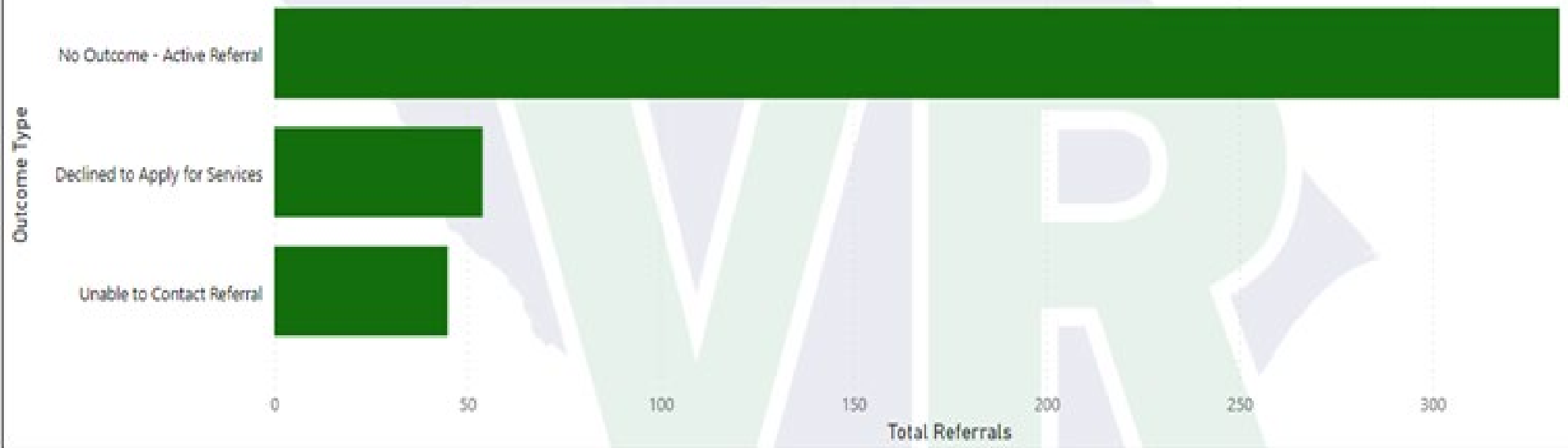
Area Office

All

Referring Organization

SC Workers Compensation

Total Referrals by Outcome Type



Referral Summary

Outcome Type	Total Referrals
Declined to Apply for Services	54
No Outcome - Active Referral	333
Unable to Contact Referral	45
Total	432



Referral Date **SFY 2022**

Area Office

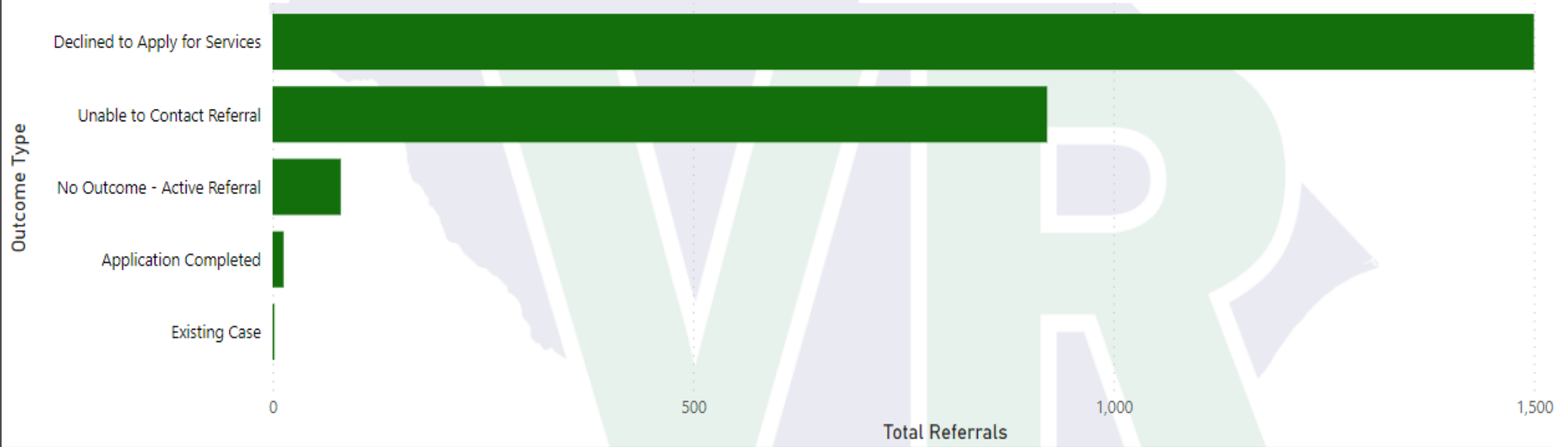
Referring Organization

7/1/2021 6/30/2022

All

SC Workers Compensation

Total Referrals by Outcome Type



Referral Summary

Outcome Type	Total Referrals
Application Completed	13
Declined to Apply for Services	1500
Existing Case	2
No Outcome - Active Referral	81
Unable to Contact Referral	921
Total	2517

**Close Out
for SFY 2022
will occur on 9/30/2022**



Referral Date

7/1/2020 6/30/2021

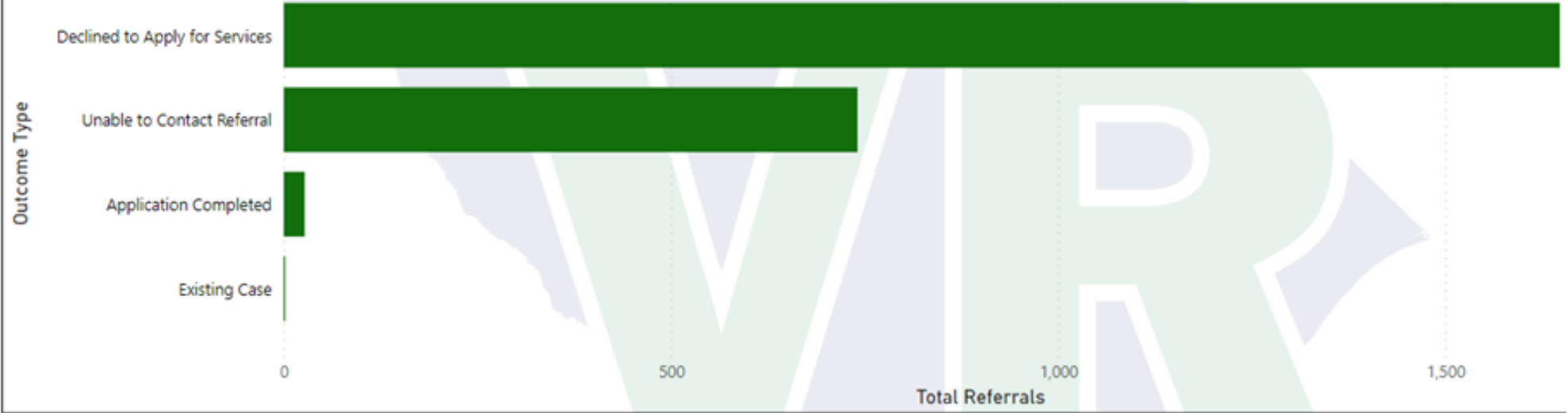
Area Office

All

Referring Organization

SC Workers Compensation

Total Referrals by Outcome Type



Referral Summary

Outcome Type	Total Referrals
Application Completed	27
Declined to Apply for Services	1648
Existing Case	1
Unable to Contact Referral	741
Total	2417



Referral Date

7/1/2019 6/30/2020

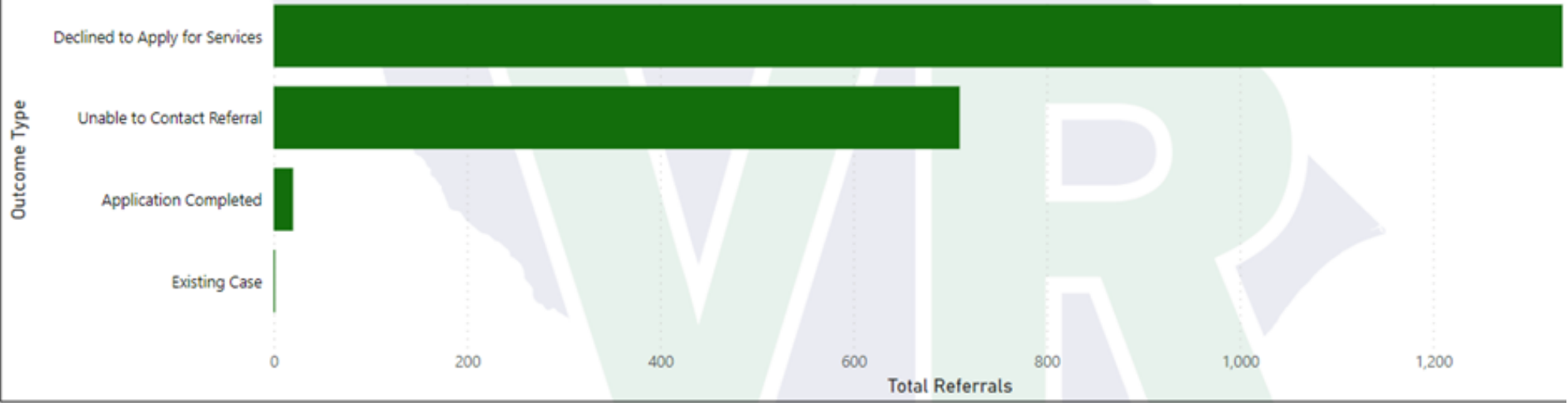
Area Office

All

Referring Organization

SC Workers Compensation

Total Referrals by Outcome Type



Referral Summary

Outcome Type	Total Referrals
Application Completed	20
Declined to Apply for Services	1334
Existing Case	1
Unable to Contact Referral	710
Total	2065

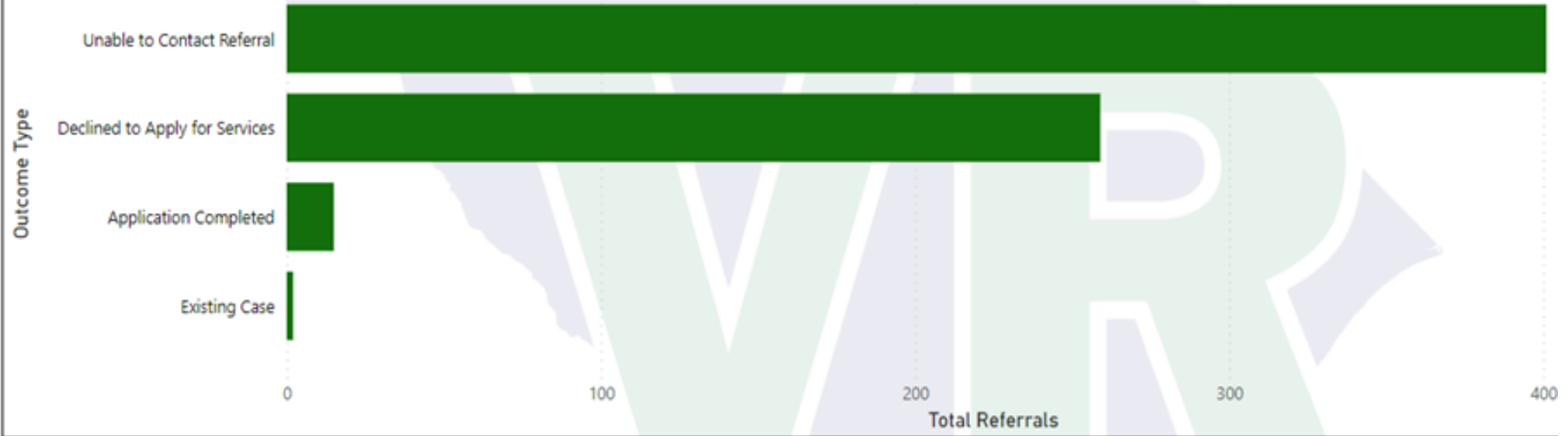


Referral Date
7/1/2018 6/30/2019

Area Office
All

Referring Organization
SC Workers Compensation

Total Referrals by Outcome Type



Referral Summary

Outcome Type	Total Referrals
Application Completed	15
Declined to Apply for Services	259
Existing Case	2
Unable to Contact Referral	401
Total	677



Referral Date

7/1/2017 6/30/2018

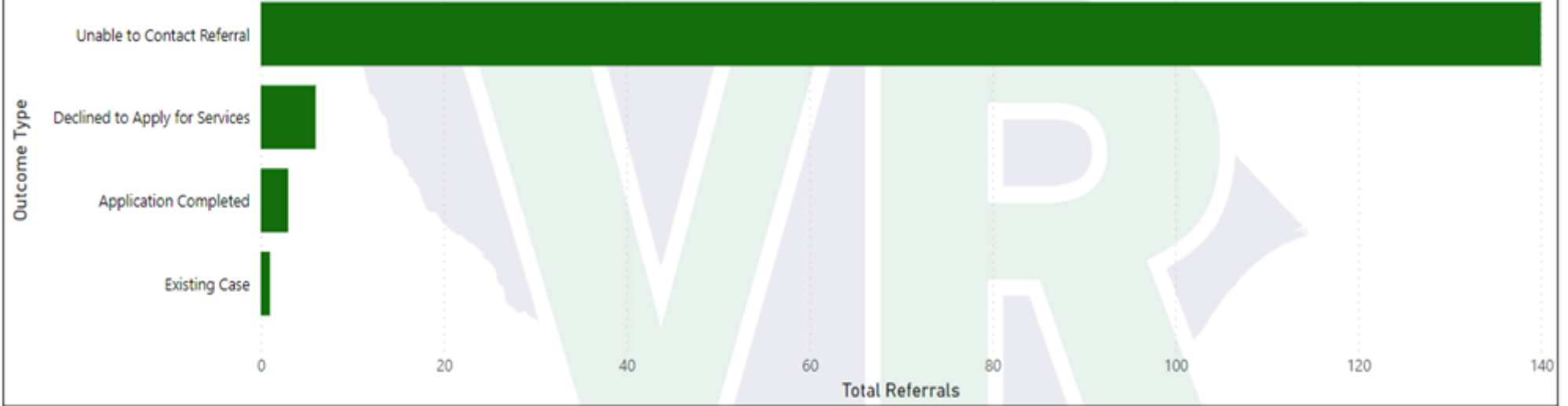
Area Office

All

Referring Organization

SC Workers Compensation

Total Referrals by Outcome Type



Referral Summary

Outcome Type	Total Referrals
Application Completed	3
Declined to Apply for Services	6
Existing Case	1
Unable to Contact Referral	140
Total	150

TAB 9

State of South Carolina



Workers' Compensation Commission

Executive Director's Report September 19, 2022

Meetings/Activities

During the month of August the Executive Director reported the following meetings and activities: Met with Mr. Pluss five times to discuss IT data collection, AV equipment project, and the IT Modernization Project; participated in four interviews of applicants for vacant positions in the agency; attended the Regulators College in Orlando, FL; participated in seven meetings in preparation of and testified at the trial for the WestPoint Homes litigation; participated in a call with one vendor offering consulting services; participated in a call for state regulators sponsored by IAIABC; a call with State Property Management concerning agency's lease agreement; two meetings with the AV equipment vendor; one call with Division of Human Resources concerning the FY2023-24 personnel budget; presented at the SC Employers' Advocates Association regional meeting in Greenville; and presented at the SC Bar Workers' Compensation Essentials seminar.

Constituent /Public Information Services

For the month of August, the Executive Director's and the General Counsel's offices had 229 contacts with stakeholders.

Financial Transactions Activity

During the month of August, the Director's office processed and approved 24 travel expense reports, 92 invoices, and 36 deposits for DOA to process in the SCIES system.

SCWCC Stakeholder Electronic Distribution List

For the month of August, the Office had no additions to the email distribution list.

Advisory Notices

During the month of August, the office posted two (2) notices on the Commission's website and emailed it to the distribution list.

TAB 10

State of South Carolina

1333 Main Street, 5th Floor
P.O. Box 1715
Columbia, S.C. 29202-1715



TEL: (803) 737-5700
www.wcc.sc.gov

Workers' Compensation Commission

MEMORANDUM

TO: COMMISSIONERS

FROM: Gary Cannon
Executive Director

DATE: September 19, 2022

RE: FINANCIAL REPORT – FY2022-23

Attached are the adjusted Budget vs. Actual Report for the General Fund and Earmarked Fund and the Revenue Report for the period July through August in Fiscal Year 2022-23. The benchmark for the year-to-date period is 17%.

General Fund Expenditures

The total year-to-date expenditures in the General Fund for this period is 18% of the budgeted amount.

Earmarked Fund – Revenues

The total operating Earmarked Fund revenues for this period is \$493,794 which is 16% of the budgeted amount.

Earmarked Fund – Expenditures

The total expenditures for the year-to-date period ending August 31 totaled \$ 534,416, which is 10% of the \$5.6 million budgeted amount.

Self-Insurance Tax Funds

The total Self-insurance Taxes collected for this period is \$330,717, which 13% of the total amount budgeted.

South Carolina Workers' Compensation Commission
Budget vs. Actual Report
FY 2023 As of 8/31/2022
17% of year elapsed

Fund 10010000 - GENERAL FUND - Operating Items

Administration

Commitment Item	Commitment Item Description	Current Budget	YTD Expenditures	% Used	Commitments	Remaining Balance
501015	DIRECTOR	142,153	24,403	17%		117,750
501058	CLASSIFIED POS		7,875			-7,875
512001	OTHER OPERATING	216,035				
5050010000	IN ST-MEALS-NON-REP		230			
5050020000	IN ST-LODGING		1,421			
5050041000	HR-IN ST-AUTO MILES		729			
5050060000	IN ST-MISC TR EXP		196			
Total OTHER OPERATING:		216,035	2,576	1%	0	213,459
Total Administration:		358,188	34,854	10%	0	323,334

Claims

Commitment Item	Commitment Item Description	Current Budget	YTD Expenditures	% Used	Commitments	Remaining Balance
501058	CLASSIFIED POS	82,579	14,176	17%		68,403
Total Claims:		82,579	14,176	17%		68,403

Commissioners

Commitment Item	Commitment Item Description	Current Budget	YTD Expenditures	% Used	Commitments	Remaining Balance
501026	CHAIRMAN	172,258	29,571	17%		142,687
501033	COMMISSIONER	1,003,438	202,723	20%	0	800,715
501050	TAXABLE SUBS	56,950	9,876	17%		47,074
501058	CLASSIFIED POS	362,545	58,196	16%		304,349
501070	OTH PERS SVC		1,207			-1,207
5050041000	HR-IN ST-AUTO MILES				608	
5050080000	IN ST-SUBSIST ALLOW				364	
Total OTHER OPERATING:					972	-972
Total Commissioners:		1,595,191	301,572	19%	972	1,292,647

South Carolina Workers' Compensation Commission
Budget vs. Actual Report
FY 2023 As of 8/31/2022
17% of year elapsed

Fund 10010000 - GENERAL FUND - Operating Items

Insurance & Medical

Commitment Item	Commitment Item Description	Current Budget	YTD Expenditures	% Used	Commitments	Remaining Balance
501058	CLASSIFIED POS	31,365	5,384	17%		25,981
Total Insurance & Medical:		31,365	5,384	17%		25,981

Judicial

Commitment Item	Commitment Item Description	Current Budget	YTD Expenditures	% Used	Commitments	Remaining Balance
512001	OTHER OPERATING	31,158				
Total OTHER OPERATING:		31,158				31,158
Total Judicial:		31,158				31,158

Employer Contributions

Commitment Item	Commitment Item Description	Current Budget	YTD Expenditures	% Used	Commitments	Remaining Balance
513000	EMPLOYER CONTRIB	645,373	125,961	20%		519,412
Total Employer Contributions:		645,373	125,961	20%		519,412

Total GENERAL FUND - Operating Items:		2,743,854	481,947	18%	972	2,260,935
--	--	------------------	----------------	------------	------------	------------------

South Carolina Workers' Compensation Commission
Budget vs. Actual Report
FY 2023 As of 8/31/2022
17% of year elapsed

Fund 10010000 - GENERAL FUND - Special Items

IT System Project

Commitment Item	Commitment Item Description	Current Budget	YTD Expenditures	% Used	Commitments	Remaining Balance
561000	Special Item	1,695,084				1,695,084
Total IT System Project:		1,695,084				1,695,084

Total GENERAL FUND - Special Items:		1,695,084				1,695,084
--	--	------------------	--	--	--	------------------

South Carolina Workers' Compensation Commission
Budget vs. Actual Report
FY 2023 As of 8/31/2022
17% of year elapsed

Fund 38440000 - EARMARKED FUND

Administration

Commitment Item	Commitment Item Description	Current Budget	YTD Expenditures	% Used	Commitments	Remaining Balance
501058	CLASSIFIED POS	791,985	33,453	4%		758,532
501070	OTH PERS SVC	41,000				41,000
512001	OTHER OPERATING	2,281,948				
5020077240	DP SERVICES – STATE		15,157			
5020080000	FREIGHT EXPRESS DELV		8			
5021020000	ATTORNEY FEES		48			
5021450000	MOTOR VEHICLE SVCS		18			
5021479202	CARPET MAINTENANCE		2,000			
5021540001	PROF SRV-LANG INTER		35			
5021570000	CONTRACTUAL SERVICES		7			
5024990000	OTH CNT-NON-IT & REA		3,000			
5030010000	OFFICE SUPPLIES		324			
5030010004	SUBSCRIPTIONS		1,110		9,111	
5030030000	PRINTED ITEMS		248			
5030067101	PRGM LIC - APP SUPP		3,239		37,358	
5030067170	EQUIP&SUPP- PRINT EU		98		1,080	
5031479203	JANITORIAL SUPPLIES		412			
5040060000	ST RENT-NON ST BLDG				6,574	
5040070000	RENT-ST OWN RL PROP		120			
5040490009	RENT PARKING		3,975		17,255	
5041010000	DUES & MEMBER FEES		420			
5041020000	FEES AND FINES		26			
5041840000	LEASE BLDG PRINCIPAL		33,647		371,394	
5041850000	LEASE BLDG INTEREST		905		1,766	
5050041000	HR-IN ST-AUTO MILES		134			
5050510000	OUT ST-MEALS-NON-REP		220			
5050570000	TRNG-OUT-ST REG FEE		1,055			
5051540000	LEASED CAR-ST OWNED		2,667			
Total OTHER OPERATING:		2,281,948	68,874	3%	444,537	1,768,537
Total Administration:		3,114,933	102,327	3%	444,537	2,568,069

South Carolina Workers' Compensation Commission
Budget vs. Actual Report
FY 2023 As of 8/31/2022
17% of year elapsed

Fund 38440000 - EARMARKED FUND

Inform. services

Commitment Item	Commitment Item Description	Current Budget	YTD Expenditures	% Used	Commitments	Remaining Balance
501058	CLASSIFIED POS		53,295			-53,295
5020077100	SERVICES- APP SUP				73,008	
5020077220	SERVICES- VOICENET		1,944			
5021469316	SECURITY ALARM SRVC		2,713			
5030067130	EQUIP&SUPP- EUC		16,345			
5030067170	EQUIP&SUPP- PRINT EU				3,660	
5040057000	CONTINGNT RENT - IT		295			
Total OTHER OPERATING:			21,297		76,668	-97,964
Total Inform. services:			74,592		76,668	-151,260

Litigation - it proj

Commitment Item	Commitment Item Description	Current Budget	YTD Expenditures	% Used	Commitments	Remaining Balance
512001	OTHER OPERATING	35,000				
Total OTHER OPERATING:		35,000				35,000
Total Litigation - it proj:		35,000				35,000

Claims

Commitment Item	Commitment Item Description	Current Budget	YTD Expenditures	% Used	Commitments	Remaining Balance
501058	CLASSIFIED POS	280,850	35,969	13%		244,881
512001	OTHER OPERATING	19,700				
Total OTHER OPERATING:		19,700				19,700
Total Claims:		300,550	35,969	12%		264,581

South Carolina Workers' Compensation Commission
Budget vs. Actual Report
FY 2023 As of 8/31/2022
17% of year elapsed

Fund 38440000 - EARMARKED FUND

Commissioners

Commitment Item	Commitment Item Description	Current Budget	YTD Expenditures	% Used	Commitments	Remaining Balance
501050	TAXABLE SUBS	70,000				70,000
512001	OTHER OPERATING	230,700				
5020120000	CELLULAR PHONE SVCS		4,200			
5021010003	LEGAL SRV-TRANSCRIPT		458			
5021010005	LEGAL SRV-REPORTER		15,240			
5050010000	IN ST-MEALS-NON-REP		805		195	
5050020000	IN ST-LODGING		2,684		581	
5050031000	HR-IN ST-AIR TRANS		197			
5050041000	HR-IN ST-AUTO MILES		4,955		595	
5050060000	IN ST-MISC TR EXP		561		51	
5050080000	IN ST-SUBSIST ALLOW		1,290			
Total OTHER OPERATING:		230,700	30,389	13%	1,422	198,890
Total Commissioners:		300,700	30,389	10%	1,422	268,890

South Carolina Workers' Compensation Commission
Budget vs. Actual Report
FY 2023 As of 8/31/2022
17% of year elapsed

Fund 38440000 - EARMARKED FUND

Insurance & Medical

Commitment Item	Commitment Item Description	Current Budget	YTD Expenditures	% Used	Commitments	Remaining Balance
501058	CLASSIFIED POS	459,463	64,130	14%		395,333
501070	OTH PERS SVC	22,881				22,881
512001	OTHER OPERATING	54,500				
5020080000	FREIGHT EXPRESS DELV		16			
5021540000	NON-IT OTHER PRO SRV		130			
5024990000	OTH CNT-NON-IT & REA		160			
5050010000	IN ST-MEALS-NON-REP		563			
5050020000	IN ST-LODGING		2,712			
5050031000	HR-IN ST-AIR TRANS		1,533			
5050041000	HR-IN ST-AUTO MILES		180			
5050050000	IN ST-OTHER TRANS		618			
5050060000	IN ST-MISC TR EXP		310			
5050570000	TRNG-OUT-ST REG FEE		45			
Total OTHER OPERATING:		54,500	6,267	11%	0	48,233
Total Insurance & Medical:		536,844	70,396	13%	0	466,448

Judicial

Commitment Item	Commitment Item Description	Current Budget	YTD Expenditures	% Used	Commitments	Remaining Balance
501058	CLASSIFIED POS	500,000	81,594	16%		418,406
501070	OTH PERS SVC	75,000	6,133	8%		68,867
512001	OTHER OPERATING	25,000				
5030070000	POSTAGE		4,000			
5050570000	TRNG-OUT-ST REG FEE		45			
Total OTHER OPERATING:		25,000	4,045	16%	0	20,955
Total Judicial:		600,000	91,772	15%	0	508,228

South Carolina Workers' Compensation Commission
Budget vs. Actual Report
FY 2023 As of 8/31/2022
17% of year elapsed

Fund 38440000 - EARMARKED FUND

Employer Contributions

Commitment Item	Commitment Item Description	Current Budget	YTD Expenditures	% Used	Commitments	Remaining Balance
513000	EMPLOYER CONTRIB	719,818	128,970	18%	865	589,983
Total Employer Contributions:		719,818	128,970	18%	865	589,983
Total EARMARKED FUND:		5,607,845	534,416	10%	523,491	4,549,938

South Carolina Workers' Compensation Commission

Commitments

FY 2023 As of 8/31/2022

Fund 38440000 - EARMARKED FUND

Administration

Commitment Item	Commitment Item Description	Vendor	Commitment
5030010004	SUBSCRIPTIONS	WEST PUBLISHING CORPORATION	9,111
5030067101	PRGM LIC - APP SUPP	WEST PUBLISHING CORPORATION	37,358
5030067170	EQUIP&SUPP- PRINT EU	FORMS & SUPPLY INC	1,080
5040060000	ST RENT-NON ST BLDG	GALIUM 1333 MAIN LLC	6,574
5040490009	RENT PARKING	REPUBLIC PARKING SYSTEM INC	17,255
5041840000	LEASE BLDG PRINCIPAL	GALIUM 1333 MAIN LLC	371,394
5041850000	LEASE BLDG INTEREST	GALIUM 1333 MAIN LLC	1,766
Total Administration:			444,537

Inform. services

Commitment Item	Commitment Item Description	Vendor	Commitment
5020077100	SERVICES- APP SUP	INSURANCE SERVICES OFFICE INC	62,640
5020077100	SERVICES- APP SUP	PROGRESS SOFTWARE CORP	10,368
5030067170	EQUIP&SUPP- PRINT EU	US INK AND TONER INC	3,660
Total Inform. services:			76,668

Employer Contributions

Commitment Item	Commitment Item Description	Vendor	Commitment
5130400000	INS WORKERS COMP	STATE ACCIDENT FUND	865
Total Employer Contributions:			865

Total EARMARKED FUND:			522,070
------------------------------	--	--	----------------

Any items with vendor "Not assigned" are pending financial adjustments. Any commitment on the Budget vs. Actual Report that is missing from this list is a travel commitment.

South Carolina Workers' Compensation Commission
Earmarked Fund Revenues
FY 2023 As of 8/31/2022
17% of year elapsed

Account	Acct No.	Budget	YTD Actual Revenue	% of Budget
WORKERS' COMPENSATION HEARING FEE	4110090000	1,091,322	172,520	16%
WORKERS COMP SELF INSURANCE APPLIC	4160040000	26,555	400	2%
WORKERS COMPENSATION FILING VIOLATIC	4223030000	1,985,476	307,467	15%
PARKING FEE	4350040000	5,900	910	15%
WORKERS COMPENSATION AWARD REVIEW	4350140000	32,251	3,000	9%
PHOTOCOPYING FEE	4380050000	25,300	10,197	40%
SALE OF LISTINGS & LABELS	4480060000	4,187	50	1%
REFUND PRIOR YR EXPENDITURE	4520010000			
RETURNED CHECKS	4530010000		(950)	
ADJUSTMENT TO AGENCY DEPOSITS	4530020000		(100)	
MISCELLANEOUS REVENUE	4530030000		300	
Total Revenues		3,170,991	493,794	16%

Self Insurance Tax		2,500,000	330,717	13%
---------------------------	--	------------------	----------------	------------

Total		5,670,991	824,511	15%
--------------	--	------------------	----------------	------------