

A G E N D A

SOUTH CAROLINA WORKERS' COMPENSATION COMMISSION

1333 Main Street, 5th Floor
Columbia, South Carolina 29201
October 16, 2023 10:30 a.m.

Meeting to be held in Hearing Room A

The Commission's Business Meeting will be broadcast live on the Internet via Zoom. Interested parties may access the broadcast at the following link:

Join Zoom Meeting

<https://us02web.zoom.us/j/8249297108?pwd=akcwMkMxSnYzQWFxdEs4V2x6UWtyUT09>

Meeting ID: 824 929 7108

Passcode: 073988

This meeting agenda was posted prior to the meeting and proper advance notice was made to all concerned parties in compliance with requirements in the Freedom of Information Act.

- | | |
|---|--|
| 1. CALL TO ORDER | CHAIRMAN BECK |
| 2. APPROVAL OF AGENDA OF BUSINESS MEETING OF OCTOBER 16, 2023 | CHAIRMAN BECK |
| 3. APPROVAL OF MINUTES OF THE REGULAR BUSINESS MEETING OF OCTOBER 16, 2023(Tab 1) | CHAIRMAN BECK |
| 4. GENERAL ANNOUNCEMENTS | MR. CANNON |
| 5. APPLICATIONS FOR APPROVAL TO SELF-INSURE (Tab 2) | MS. BROWN |
| 6. DEPARTMENT DIRECTORS' REPORTS
Human Resources (Tab 3)
Information Services (Tab 4)
Insurance and Medical Services (Tab 5)
Claims (Tab 6)
Judicial (Tab 7)
Self-Insurance (Tab 8) | MS.MCREE
MR. PLUSS
MR. DUCOTE
MS. SPANN
MS. BRACY
MS. BROWN |
| 7. DEPARTMENT OF VOCATIONAL REHABILITATION
Monthly Report (Tab 9) | MR. CANNON |
| 8. EXECUTIVE DIRECTOR'S REPORT (Tab 10) | MR. CANNON |
| 9. FINANCIAL REPORT (Tab 11) | MR. CANNON |
| 10. OLD BUSINESS | CHAIRMAN BECK |
| 11. NEW BUSINESS (Tab 12)
Approval of 2024 Commission Meeting Calendar | CHAIRMAN BECK |
| 12. EXECUTIVE SESSION | CHAIRMAN BECK |
| 13. ADJOURNMENT | CHAIRMAN BECK |

Table of Contents

1	Approval of Minutes of Business Meeting of September 18, 2023
2	Self-Insurance
3	Human Resources
4	Information Services
5	Insurance & Medical Services
6	Claims
7	Judicial
8	Self-Insurance
9	Vocational Rehabilitation
10	Executive Director's Report
11	Financial Report
12	New Business

TAB 1

THE
SOUTH CAROLINA WORKERS'
COMPENSATION COMMISSION
BUSINESS MEETING
September 18, 2023

A Business Meeting of the South Carolina Workers' Compensation Commission was held in Hearing Room A of the Workers' Compensation Commission on Monday, September 18, 2023, at 10:30 a.m. The meeting agenda was posted prior to the meeting and proper advance notice was made to all concerned parties in compliance with requirements in the Freedom of Information Act. The following Commissioners were present:

T. SCOTT BECK, CHAIRMAN
AVERY WILKERSON, COMMISSIONER
R. MICHEAL CAMPBELL, II, COMMISSIONER
MELODY JAMES, COMMISSIONER
CYNTHIA DOOLEY, COMMISSIONER
AISHA TAYLOR, COMMISSIONER

Present also were Keith Roberts, General Counsel; Christy Brown, Self-Insurance Director; Amy Bracy, Judicial Director; Kristen Mcree, HR Director, Wayne Ducote; Kris Pluss, Director of Information Technology; Kayla Jordan, Prince Ejindu, MD MPH MRO, Emily Jelinek.

Chairman Beck called the meeting to order at 10:39 a.m.

AGENDA

Commissioner McCaskill moved that the agenda be approved. Commissioner Dooley seconded the motion, and the motion was approved.

APPROVAL OF MINUTES – BUSINESS MEETING OF AUGUST 28, 2023

Commissioner McCaskill moved that the minutes of the Business Meeting of August 28, 2023 be approved. Commissioner Dooley seconded the motion, and the motion was approved.

GENERAL ANNOUNCEMENTS

No general announcements.

APPLICATIONS FOR APPROVAL TO SELF-INSURE

Self-insurance applications were presented by Christy Brown, Self-Insurance Director. **Two (2)** prospective members of One (1) fund were presented to the Commission for approval. The applications were:

South Carolina Home Builders SIF
M2Signs Solutions LLC dba Signarama of Columbia
Sanders Installation LLC

After examination of the applications, it was determined that each complied with the Commission's requirements, and each was recommended for approval.

Commissioner Taylor made the motion to approve the applications to self-insure. Commissioner Campbell seconded the motion to approve the applications to self-insure, and the motion was approved.

DEPARTMENT DIRECTORS' REPORTS

Each Department report was submitted in written form and included in the Commission's agenda booklets.

HUMAN RESOURCES

Ms. Mcree presented the Human Resources report. There were no comments or questions from the Commission.

INFORMATION TECHNOLOGY DEPARTMENT

Mr. Pluss presented the IT report. There were no comments or questions from the Commission.

INSURANCE AND MEDICAL SERVICES DEPARTMENT

Mr. Ducote presented his report in written form. There were no comments or questions from the Commission.

CLAIMS DEPARTMENT

Mr. Cannon presented the written report in Ms. Spann's absence. There were no comments or questions from the Commission.

JUDICIAL DEPARTMENT

Ms. Bracy presented her report in written form. There were no questions from the Commission.

VOCABATIONAL REHABILITATION

No report submitted.

EXECUTIVE DIRECTOR'S REPORT

Mr. Cannon submitted his report in written form. There were no comments or questions from the Commission.

ADMINISTRATION – FINANCIAL REPORT

Mr. Cannon submitted his report in written form. There were no questions from the Commission.

OLD BUSINESS

There was no old business.

NEW BUSINESS

There was no new business.

EXECUTIVE SESSION

There was no executive session.

ADJOURNMENT

Commissioner Taylor made the motion to adjourn. Commissioner Campbell seconded the motion, and the motion was approved.

The September 18, 2023, meeting of the South Carolina Workers' Compensation Commission adjourned at 10:52 am.

Reported October 5, 2023
Arnisha Keitt
Executive Assistant

TAB 2

TAB 3

State of South Carolina

1333 Main St, Suite 500
P.O. Box 1715
Columbia, S.C. 29202-1715



Tel: (803) 737-5700
Fax: (803) 737-1258
www.wcc.sc.gov

Workers' Compensation Commission

To: Gary Cannon

From: Kristen McRee

Date: October 16, 2023

RE: Monthly Human Resources Report for the October 2023 Business Meeting

This report summarizes Human Resources' activities from September 1, 2023 through September 30, 2023. At the end of September, the Commission had 50 full-time employees and 2 part-time employees.

- **New Hires:** One **Separations or Retirements:** None **FMLA Leaves:** None

HR Processed seven (7) SCEIS personnel transactions and five (5) SCEIS time/leave transactions. Detailed reports were run as scheduled. Any issues that arose are in the process of resolution with the assistance of the SCEIS teams. HR sent seven (7) "All Employees" emails during September and processed 8 travel trip reports. In addition, HR received and reviewed 1,228 and sent 663 emails.

HR Attended:

- Position Appropriate HR Trainings
- Position Appropriate SCEIS Trainings and CLE courses

There were two (2) parking issues in September and no building issues. All building and parking issues were resolved, and there were no updates to the parking assignments. There were four (4) COVID cases in September. Contact tracing was completed as appropriate. HR will continue to obtain testing kits from DHEC to provide convenient free testing for all employees. HR also has masks available for employee optional use.

During the month of September, the Commission concluded recruiting efforts for the Staff Attorney position. The candidate was scheduled to begin work at the Commission on October 4, 2023.

- **Vacant positions to be filled:** Attorney II, AE20, Staff Attorney
- **Position(s) filled in September:** Attorney II, AE20, Staff Attorney

TAB 4

State of South Carolina

1333 Main St, Suite 500
P.O. Box 1715
Columbia, S.C. 29202-1715



Tel: (803) 737-5700
Fax: (803) 737-1258
www.wcc.sc.gov

Workers' Compensation Commission

To: Gary Cannon, SCWCC Executive Director
From: Kris Pluss, IT Director
Date: October 9, 2023
Subject: IT Department September 2023 Full Commission Report

This report summarizes the activities and accomplishments for projects and initiatives in the IT Department during September 2023.

I. Systems Operations, Maintenance and Support

EDI

WCC IT has contacted Verisk and requested to schedule a re-engagement meeting on Wednesday, October 11, 2023.

Security

One Phishing email was reported to the WCC IT Team during September.

Reporting

110 Service Desk tickets were received by WCC IT during September 2023.
93 Tickets were assigned a priority of Low.
15 Tickets were assigned a priority of Medium.
2 Tickets were assigned a priority of High.
0 Tickets were assigned a priority of Urgent.

II. Projects, Enhancements and Development

Legacy Modernization

Progress

The new eCase Display system enhancements were successfully deployed in late July. WCC IT continues to work with external stakeholders to gather feedback and discuss potential system updates. WCC IT is currently working with Progress Professional Services to allow external stakeholders the ability to “opt-in” to notifications online and to allow external stakeholders the ability to enter Protection Requests via eCase. WCC IT and Progress Professional Services are scheduled to begin testing these enhancements in October.

SC.Gov – Filing of Forms

WCC IT attended 9 Virtual Meetings with SC.Gov and the Department of Administration's, Digital of Governmental Services Division in September. All the No-Fee Filing Claims Forms have been created and WCC IT and WCC Subject Matter Experts have completed three rounds of internal testing. WCC IT has contacted the State Accident Fund and will coordinate testing once SC.Gov can provide the live links to the Production Environment. SC.Gov Technical Staff have completed the first iteration of the No-Fee Filing Judicial Forms. WCC IT has begun testing those submissions in the test environment. Once available, electronic payments will be tested internally to verify all funds are processed and routed correctly prior to external availability. WCC IT will continue to provide updates to external stakeholders via constant contact email blasts and the wcc.sc.gov website.

TAB 5

State of South Carolina



Workers' Compensation Commission

To: Mr. Gary Cannon
SCWCC Executive Director

From: Wayne Ducote, Jr.
IMS Director

Date: 12-Oct-23

Subj: Insurance and Medical Services Department
September 2023 Full Commission Report

Please find attached information provided to summarize the status and workflow of initiatives currently underway within the Insurance and Medical Services (IMS) Department.

In addition to the statistical data provided, please be advised of the following:

- | | |
|---------------------|---|
| Compliance Division | <ol style="list-style-type: none">1. Reviewing revenue metrics / projections.2. Working with staff to review workflow processes and additional training opportunities.3. Continuing to explore outreach opportunities with stakeholders. |
| Coverage Division | <ol style="list-style-type: none">1. Working with staff to review workflow processes and explore opportunities to enhance service provision.2. Lapse in Coverage (Progress): 73 new registrants; 0 notifications sent.3. Lapse in Coverage (NCCI 3Q): 920 new registrants; 69 notifications sent. |
| Medical Services | <ol style="list-style-type: none">1. Three medical bill pricing reviews were done in the month of September.2. One medical bill reviewer recertification was completed in September. |

While this summary is in no way all-inclusive, it may serve to assist you and our Commissioners in understanding the key initiatives underway in the IMS Department and provide measures by which the Department's effectiveness can be gauged. IMS welcomes any guidance that you and/or our Commissioners can provide concerning our performance and direction.

Employer Rule to Show Cause Hearings and Compliance Activity

The Compliance Division docketed 1 new RTSC cases and 1 total RTSC cases in the month of September. And, compelled 38 South Carolina employers to come into compliance with the Act. Year to date, 3 new RTSC cases and 4 total RTSC cases have been docketed.

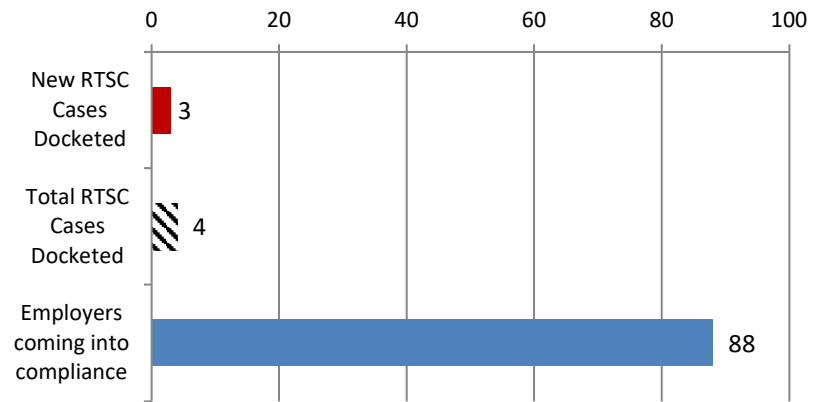
Employers Obtaining Coverage

Year to date, the Compliance Division has compelled 88 South Carolina employers to come into compliance with the Act. In so doing, approximately 605 previously uninsured workers are now properly covered.

Penalties Waived

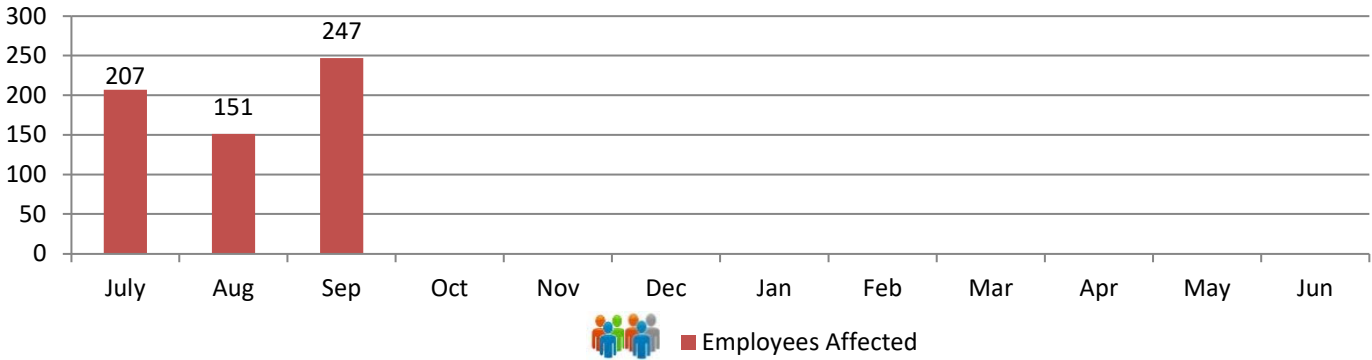
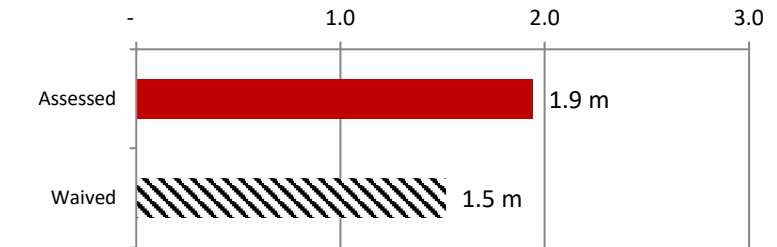
Although the Division has assessed \$1.9 m in fines this fiscal year, \$1.5 m have been waived or rescinded as employers have either obtained insurance coverage or were found not to be subject to the Act.

RTSC and Compliance Activity



Fines and Penalties

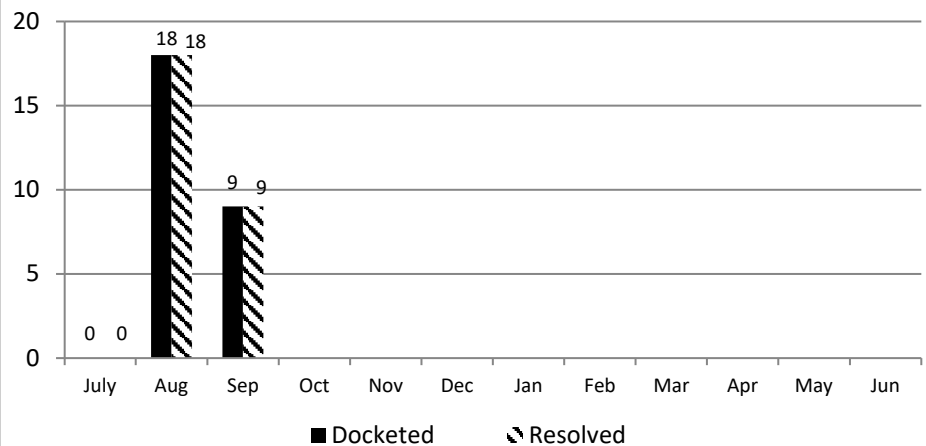
Millions



Carrier Rule to Show Cause Hearings

The Compliance Division manages the Rule to Show Cause process involving the recovery of outstanding carrier fines and penalties. In the month of September 2023, 9 carrier RTSC cases were docketed; 9 cases were resolved for a total of \$16,200.

Year to date, a total of 27 carrier RTSC cases have been docketed, 27 cases for a total of \$30,200 have been resolved.

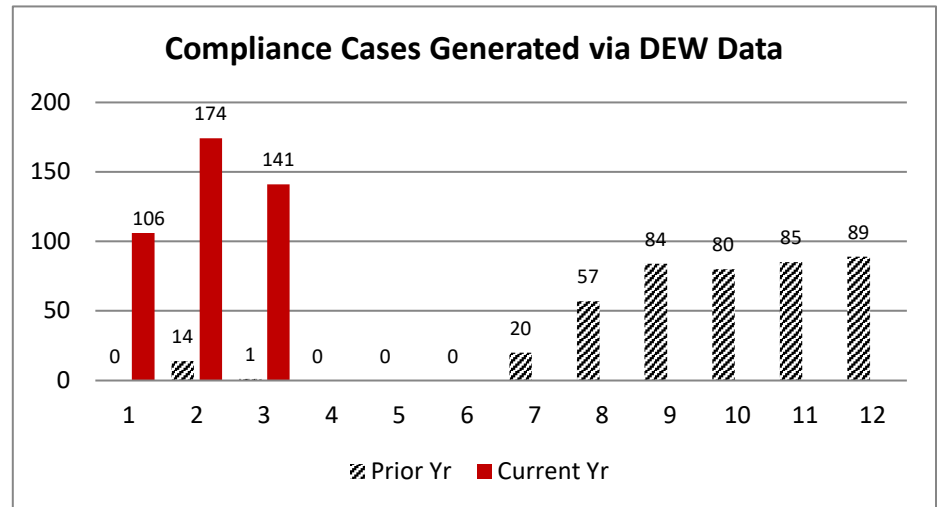
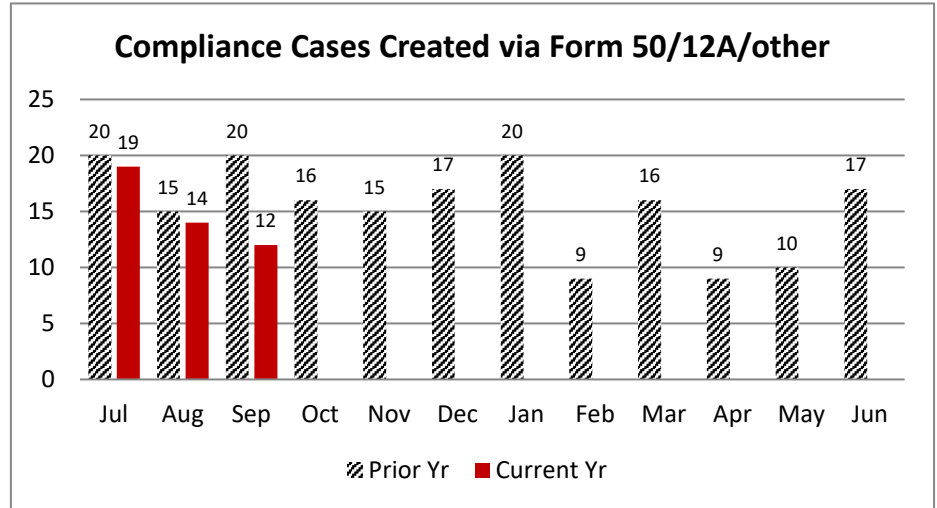


In September 2023, 12 compliance files were created from the combined filings of Form 50's, 12A's, and stakeholder reporting involving uninsured employers.

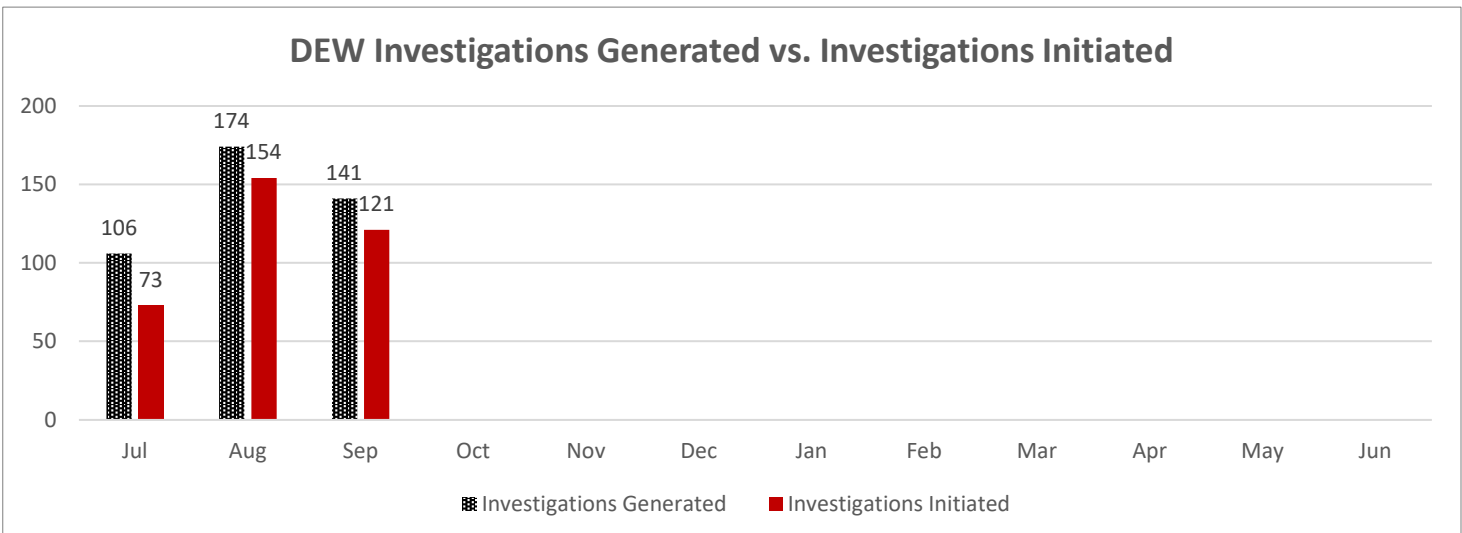
YTD vs. Prior Year total (184): 24%
 Sept 2022 to Sept 2023: 60%
 Current Yr End trend: 98% of 2022-2023
 YTD 2023-2024 v. YTD 2022-2023: 82%

In September 2023, 141 compliance files were generated from the DEW data process.

YTD vs. Prior Year total (430): 98%
 Sept 2022 to Sept 2023: %
 Current Yr End trend: 392% of 2022-2023
 YTD 2023-2024 v. YTD 2022-2023: 2807%



The DEW Data Pool is determined by the total number of potential, non-compliant employers who report wages to DEW with at least 4 employees and who's FEIN does not match with any coverage records in the Commission's coverage database. The investigations generated is the number of compliance investigations generated from the pool. The investigations initiated is the number of compliance investigations initiated from those that were generated.



Carryover Caseload:

The Compliance Division closed September 2023 with 217 cases active, compared to an active caseload of 282 at the close of September 2022.

Cases Resolved:

For the month of September 2023, Compliance Division staff closed-out 157 cases.

Compliance Fines:

In September 2023, the Compliance Division collected \$74,100 in fines and penalties. Year to Date, the Compliance Division has collected \$206,152 in fines and penalties.

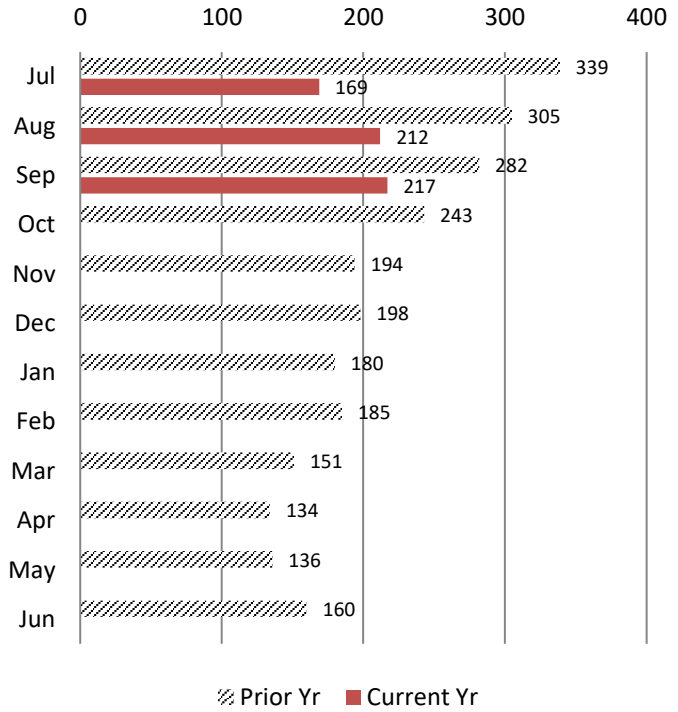
Year to Date vs Prior Year Total (\$483,063): 43%

Sept 2022 vs. Sept 2023: 362%

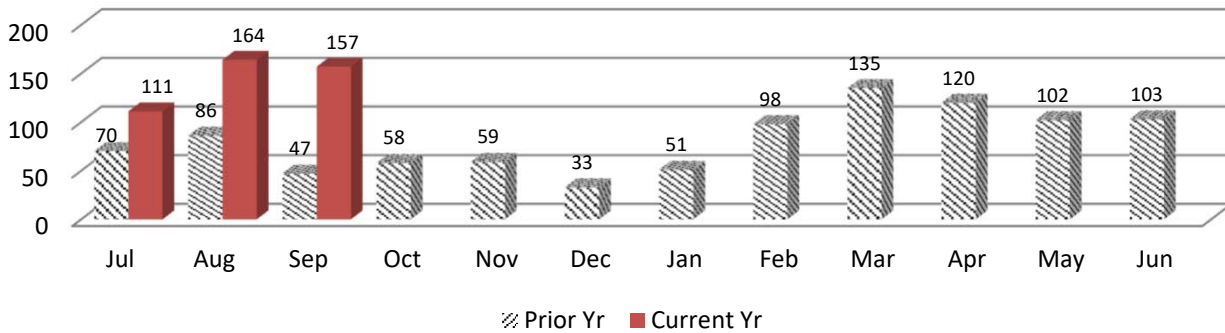
Current Year End trend is 171% of 2022-2023

YTD 2022-23 (Sept - June) vs YTD 2023-2024: 164%

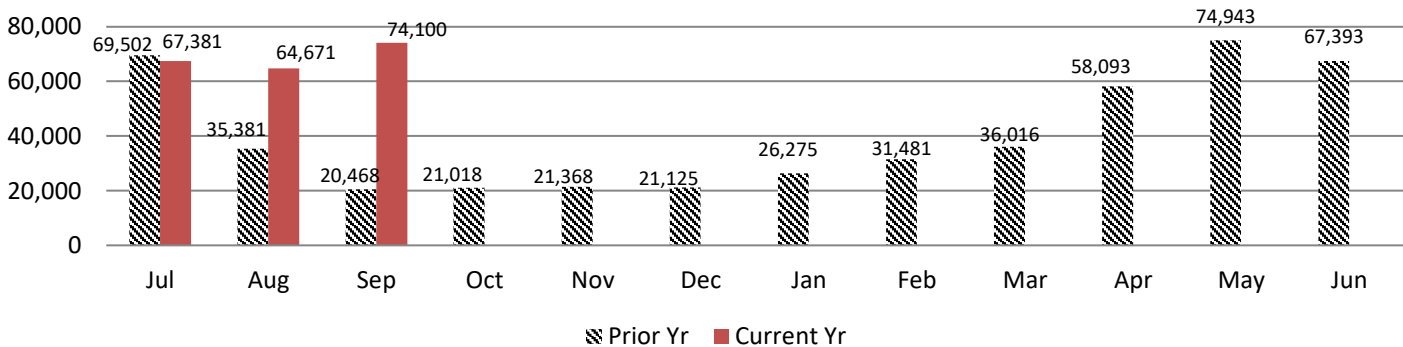
Caseload Pending v. Prior Year



Cases Resolved v. Prior Year



Compliance Fines Collected v. Prior Year

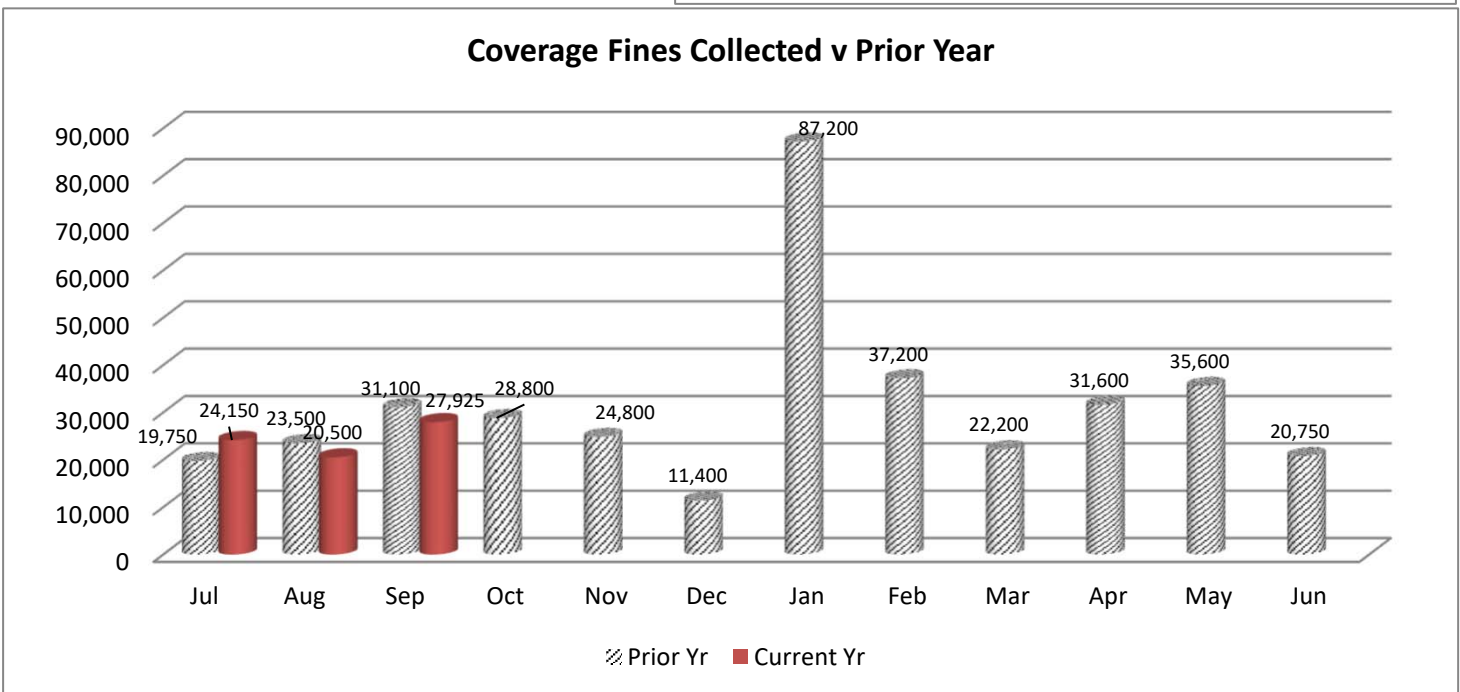
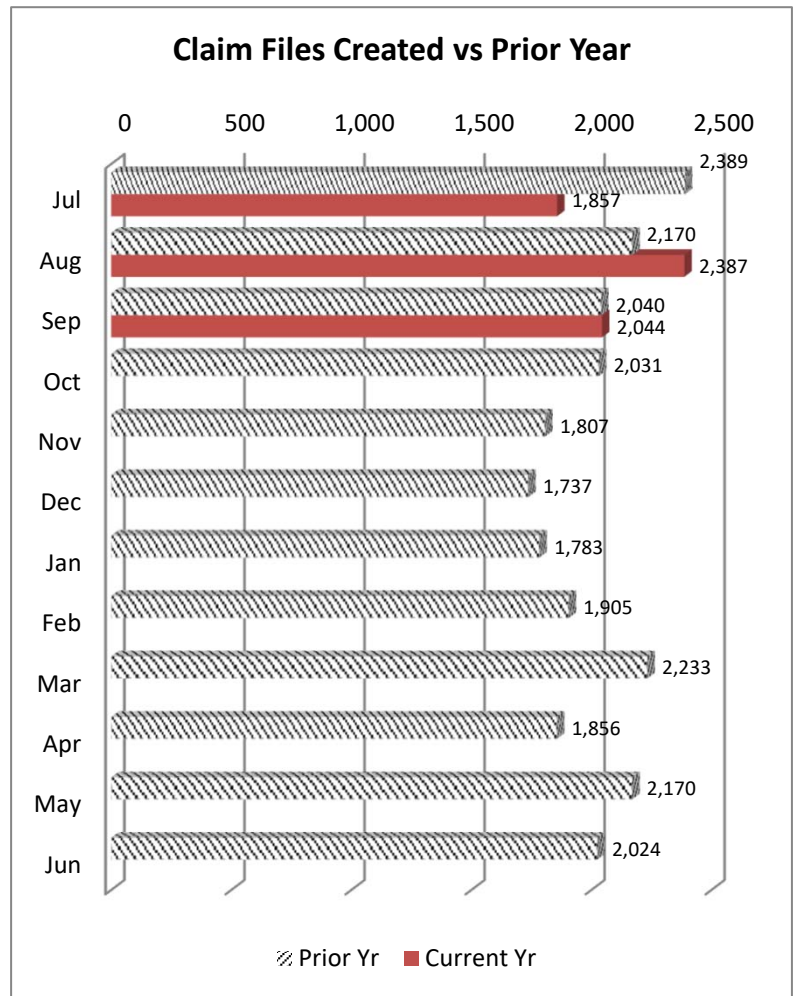


WCC Claim Files:

In September 2023, the Coverage Division received a total of 2,044 WCC Claim files. Of these, 1,751 were created through proper carrier filing of a 12A, and 293 were generated as a result of a Form 50 claim filing. Year to Date 6,288 Claim files have been created which is 26% of claim file volume prior year (24,145).

Coverage Fines:

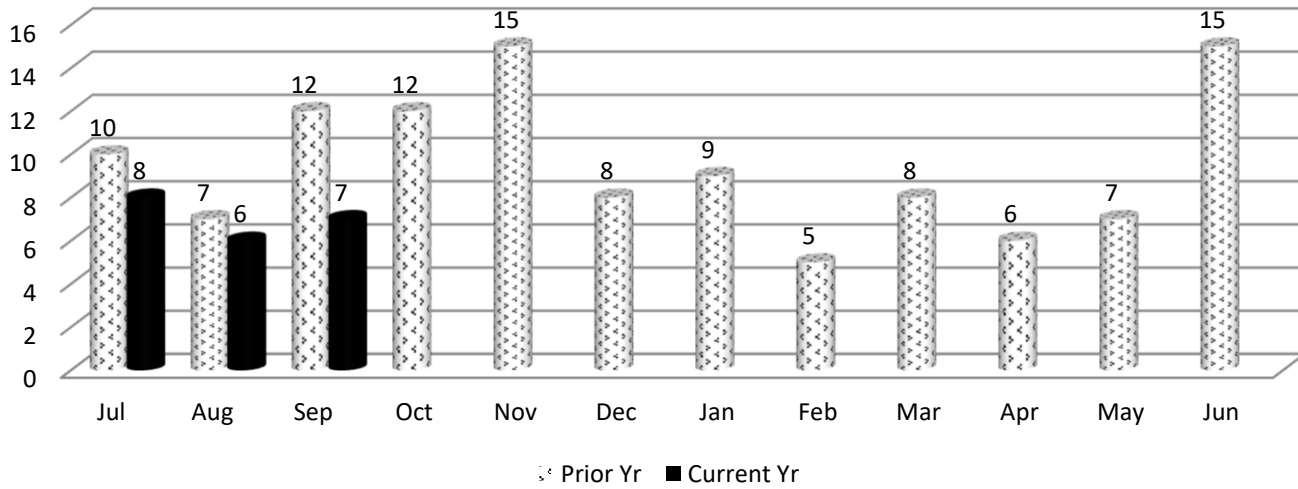
The Coverage Division collected \$27,925 in fine revenue in September 2023, as compared to \$31,100 in Coverage fines/penalties accrued during September 2022. Year on Year, Coverage fines are at 19% of collections for prior year.



IMS MEDICAL SERVICES DIVISION

In September 2023, the Medical Services Division began the month with 6 bills pending review, received an additional 14 bills for review, conducted 13 bill reviews and ended the month with 7 bills pending.

Medical Bills Pending Review v. Prior Year



TAB 6

State of South Carolina

1333 Main Street, 5th Floor
P.O. Box 1715
Columbia, S.C. 29202-1715



TEL: (803) 737-5700
www.wcc.sc.gov

Workers' Compensation Commission **MEMORANDUM**

To: Gary Cannon, Executive Director

From: Sonji Spann, Claims Director

Date: October 16, 2023

Re: Claims Department October 2023 Full Commission Report

Attached is the Statistical Report for the Claims Department for the period July 1, 2023 – Sept. 30, 2023, for the Business Meeting on October 16, 2023.

Claims activities are in Column (a) with the totals for the three-month period for FY23-24 in column (o). Column (q) reflects the percentage change when comparing the totals for same period in the current fiscal at the totals for the same period in last fiscal year. The total Claims Activities, for this period have decrease 6% when compared to the same period from last fiscal year.

The number of Cases reviewed shows an 8% decrease; the Fines Assessed reflects a 3% increase; and the Total Fines Paid decreased by 50% respectively when compared to the same period last fiscal year.

I will be happy to answer any questions you or the Commissioners have.

Claims Department Statistical Report

FY2023-2024

July 1, 2023 - June 30, 2024

Claims Activities	July	August	Sept	FY23-24 Total	FY22-23 Total	% Diff from prev year
(a)	(b)	(c)	(d)	(o)	(p)	(q)
Forms 15-I	927	1,174	1,020	3,121	3,336	-6%
Forms 15-II/Forms 17	670	742	687	2,099	2,706	-22%
Forms 16 for PP/Disf	43	39	55	137	609	-78%
Forms 18	4,716	5,293	4,979	14,988	15,118	-1%
Forms 20	514	624	503	1,641	1,757	-7%
Form 50 Claims Only	267	309	263	839	864	-3%
Form 61	628	756	670	2,054	2,000	3%
Letters of Rep	123	178	119	420	544	-23%
Clinchers	601	679	613	1,893	2,267	-16%
Third Party Settlements	17	21	22	60	75	-20%
SSA Requests for Info	44	39	36	119	91	31%
Cases Closed	1,927	2,270	2,132	6,329	6,266	1%
Cases Reviewed	1,947	2,479	3,407	7,833	8,482	-8%
Total	12,424	14,603	14,506	41,533	44,115	-6%
				-	-	
Total Fines Assessed	241	444	290	975	948	3%
Form 18 Fines	230	414	230	874	771	13%
Total Amt Paid	\$33,200	\$33,400	\$30,050	96,650	193,350	-50%

TAB 7

State of South Carolina

1333 Main Street
P.O. Box 1715
Columbia, S.C. 29202-1715



Tel: (803) 737-5700
Fax: (803) 737-1234
www.wcc.sc.gov

Workers' Compensation Commission

October 5, 2023

To: Gary Cannon
Executive Director

From: Amy A. Bracy
Judicial Director

RE: Monthly Judicial Report for September 2023

During the month of September, the Judicial Department processed eight hundred seventy-five (875) requests for hearings (claimant and defense pleadings). Comparing the numbers from the same period last year, claimant pleadings are up 8% and defense pleadings experienced an 11% increase. The department received one hundred five (105) Motions, an 18% decrease compared to the same period last year and one hundred thirty-eight (138) clincher conference requests, a 2% decrease compared to the same time last year.

There were fifty-six (56) Single Commissioner Hearings conducted during the past month, sixteen (16) pre-hearing conferences held, and nine (9) Full Commission hearings held. A total of four hundred seventy-one (471) Orders (Single Commissioner Orders, Consent Orders and Administrative Orders) were served at the single Commissioner level, twenty-eight (28) of those were Decision and Orders that resulted from hearings that went on the record and one hundred thirty-four (134) were Motion Orders that were a result of Motions ruled upon by Commissioners.

There were two hundred sixty-three (263) Informal Conferences requested during September and one hundred seventy-four (174) were conducted.

There were thirty-four (34) regulatory mediations scheduled and forty-five (45) requested mediations. Totals are up 13% and 11% in the respective categories for the same period last year. The Judicial Department was notified of forty-eight (48) matters resolved in mediation, with the receipt of Forms 70. This category's total is up 20% compared to this period last year. This does not include mediations that take place outside of what is reported to the Commission.

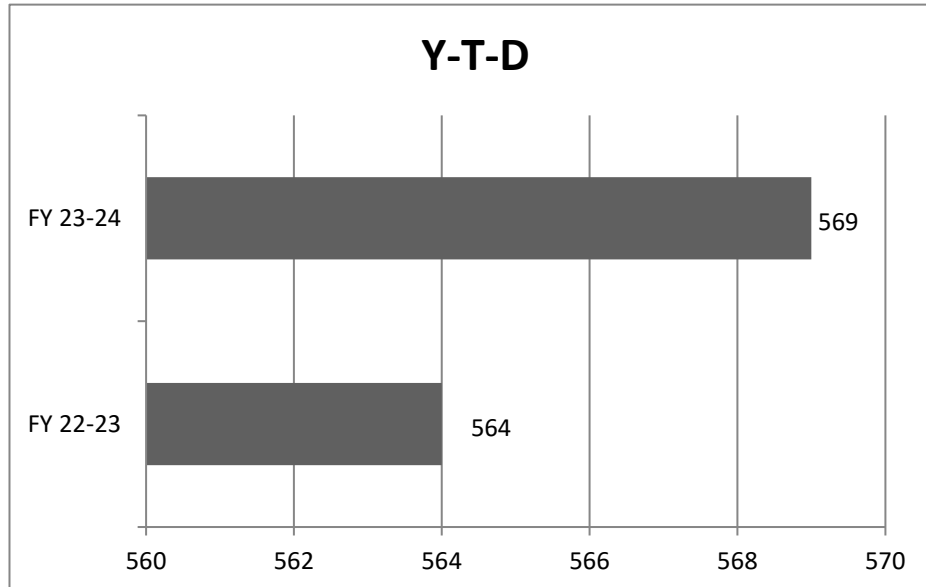
In the month of September, Judicial received two (2) Notice of Intent to Appeal to the Court of Appeals and zero (0) to the Circuit Court.

**Judicial Department Statistical Report
Statistics For Fiscal Year 2023-2024**

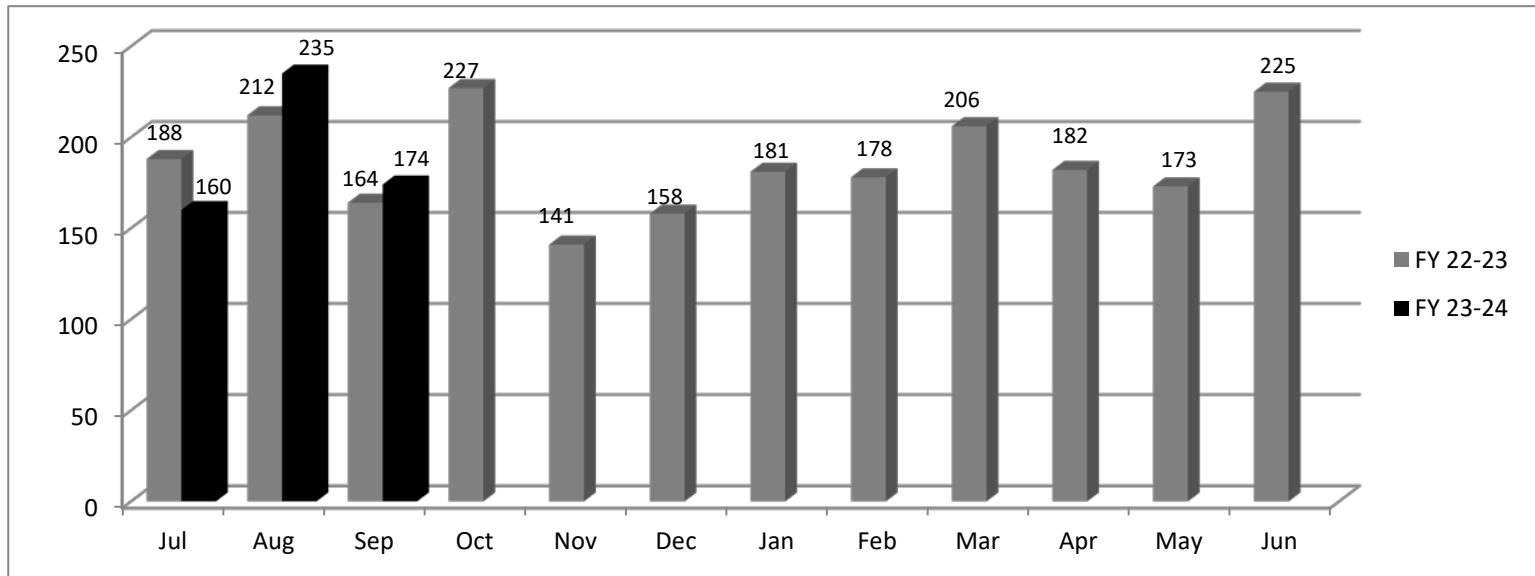
	July	Aug	Sept	Oct	Nov	Totals YTD 2023-2024	Totals YTD 2022-2023	% Diff from prev year	YTD Diff + (-)	FY23-24 Mth Avg	FY22-23 Mth Avg
Claimant Pleadings	516	702	619			1,837	1708	8%	129	612	569
Defense Response to Pleadings	432	556	569			1,557	1408	11%	149	519	469
Defense Pleadings	261	289	256			806	724	11%	82	269	241
Motions	90	90	105			285	346	-18%	(61)	95	115
Form 30	8	7	10			25	27	-7%	(2)	8	9
FC Hearings Held	3	8	9			20	22	-9%	(2)	7	7
FC Orders Served	6	9	2			17	25	-32%	(8)	6	8
Single Comm. Hearings Held	46	66	56			168	140	20%	28	56	47
Single Comm. Orders Served	136	195	178			509	525	-3%	(16)	170	175
Single Comm. Pre-Hearing Conf Held	4	15	16			35	57	-39%	(22)	12	19
Consent Orders	239	286	284			809	809	0%	0	270	270
Administrative Orders	3	10	9			22	40	-45%	(18)	7	13
Clincher Conference Requested	127	142	138			407	415	-2%	(8)	136	138
Informal Conference Requested	219	233	263			715	731	-2%	(16)	238	244
Informal Conference Conducted	160	235	174			569	564	1%	5	190	188
Regulatory Mediations	37	36	34			107	95	13%	12	36	32
Requested Mediations	60	83	45			188	169	11%	19	63	56
Ordered Mediations	1	2	0			3	1	200%	2	1	0
Mediation Resolved	33	77	48			158	132	20%	26	53	44
Mediation Impasse	7	32	10			49	28	75%	21	16	9
Mediation Held; Issues Pending	1	5	0			6	2	0%	4	2	1
Claim Settled Prior to Mediation	5	10	10			25	25	0%	0	8	8
Mediation Not Complete in 60 days	0	0	5			5	11	-55%	(6)	2	4

Informal Conf. Conducted

	FY 22-23	FY 23-24
Jul	188	160
Aug	212	235
Sep	164	174
Oct	227	
Nov	141	
Dec	158	
Jan	181	
Feb	178	
Mar	206	
Apr	182	
May	173	
Jun	225	
Total	2235	569

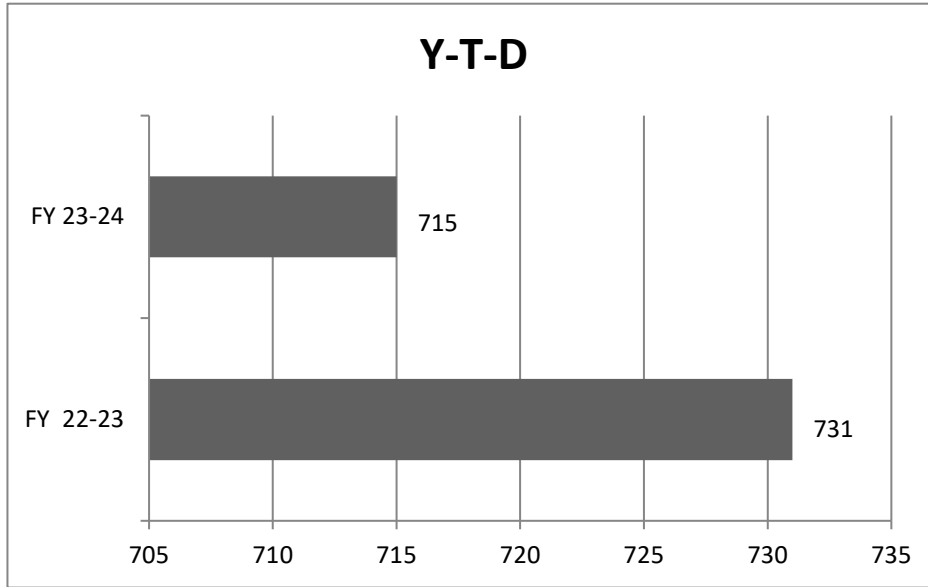


	FY 22-23	FY 23-24
Y-T-D	564	569

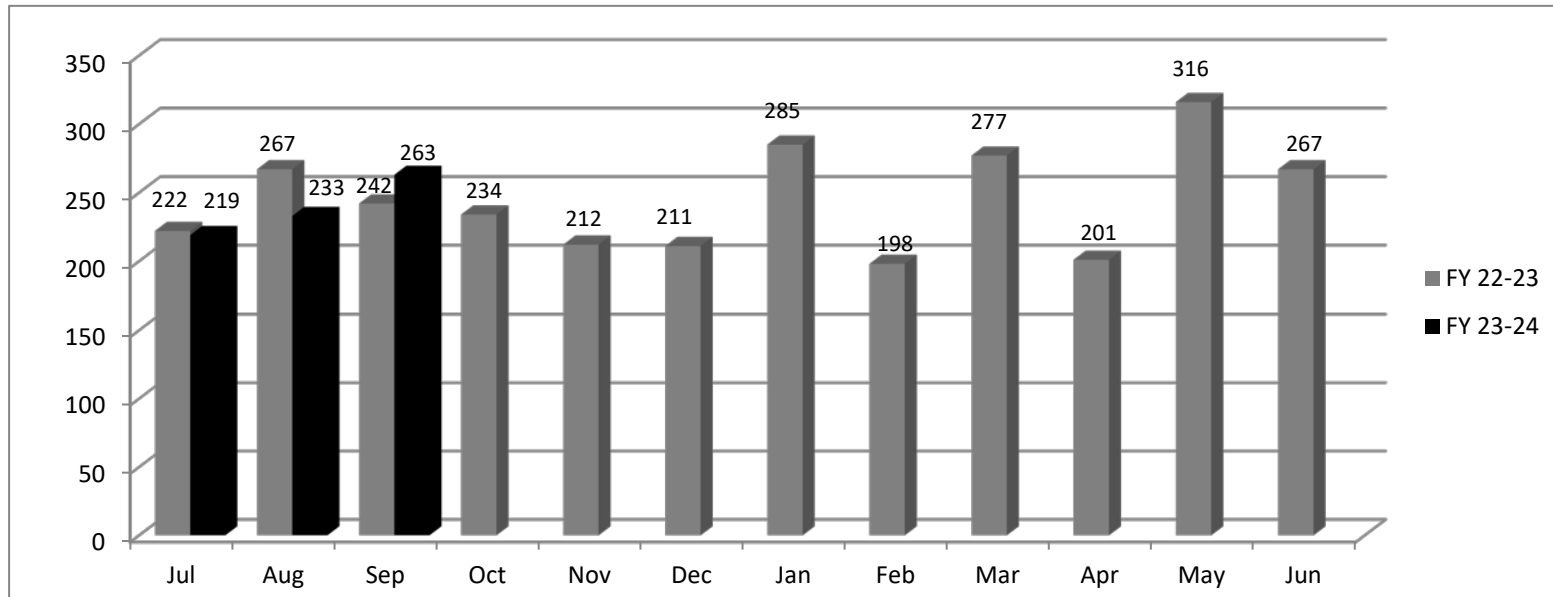


Informal Conf. Requested

	FY 22-23	FY 23-24
Jul	222	219
Aug	267	233
Sep	242	263
Oct	234	
Nov	212	
Dec	211	
Jan	285	
Feb	198	
Mar	277	
Apr	201	
May	316	
Jun	267	
Total	2932	715



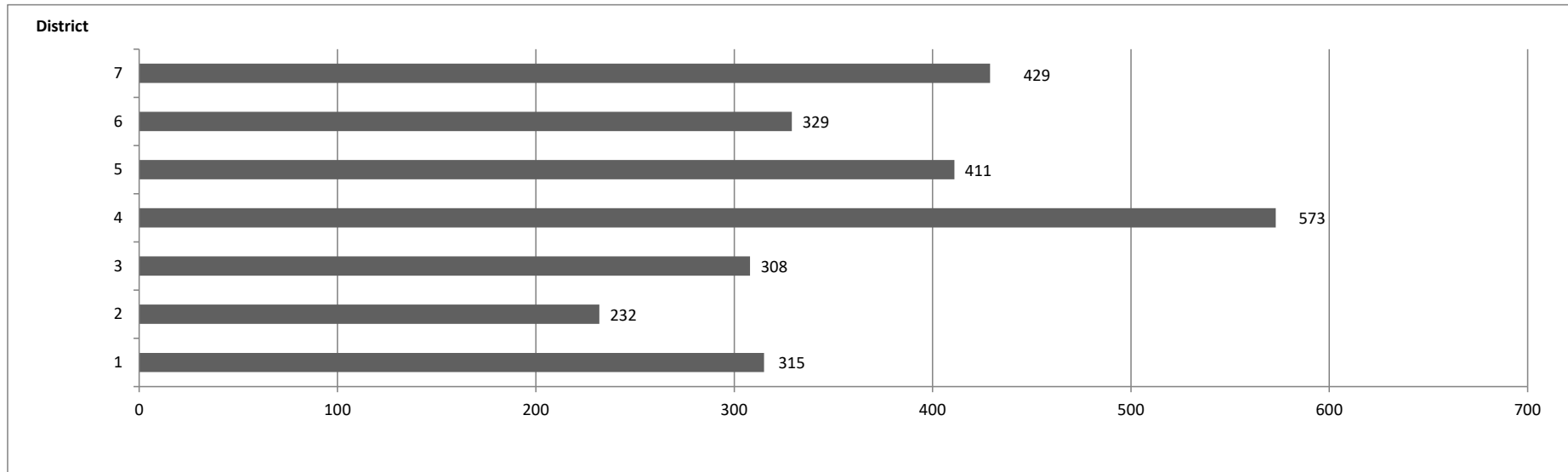
Y-T-D	FY 22-23	FY 23-24
	731	715



Pleadings Assigned - Three Year Comparison by Month

	District 1			District 2			District 3			District 4			District 5			District 6			District 7		
	Greenville			Anderson			Orangeburg			Charleston			Florence			Spartanburg			Richland		
	23-24	22-23	21-22	23-24	22-23	21-22	23-24	22-23	21-22	23-24	22-23	21-22	23-24	22-23	21-22	23-24	22-23	21-22	23-24	22-23	21-22
Jul	93	105	112	64	81	87	80	112	72	150	150	166	106	111	109	100	135	122	131	142	156
Aug	112	105	93	85	70	67	115	86	101	189	172	174	145	118	112	118	124	101	150	155	134
Sep	110	93	109	83	68	77	113	98	96	234	144	158	160	121	143	111	104	112	148	135	143
Oct		78	89		59	73		97	103		140	152		114	110		96	95		126	130
Nov		90	96		77	66		106	95		180	144		135	112		137	84		164	116
Dec		91	104		74	80		108	100		166	156		136	123		113	108		117	131
Jan		74	85		74	54		90	84		172	167		126	129		97	91		130	118
Feb		78	93		69	75		90	87		144	170		102	105		88	108		122	145
Mar		96	108		69	87		124	84		174	186		133	149		139	130		158	166
Apr		82	106		82	75		78	82		158	181		138	120		113	127		146	164
May		70	82		64	69		92	81		156	149		126	130		114	103		148	136
Jun		118	122		76	74		118	100		235	161		131	152		119	111		185	147
Totals	315	1080	1199	232	863	884	308	1199	1085	573	1991	1964	411	1491	1494	329	1379	1292	429	1728	1686

Pleadings Assigned by District Year to Date



TAB 8

State of South Carolina



1333 Main Street, Suite 500
P.O. Box 1715
Columbia, S.C. 29202-1715

Tel: (803) 737-5700
Fax: (803) 737-1258
www.wcc.sc.gov

Workers' Compensation Commission

MEMORANDUM

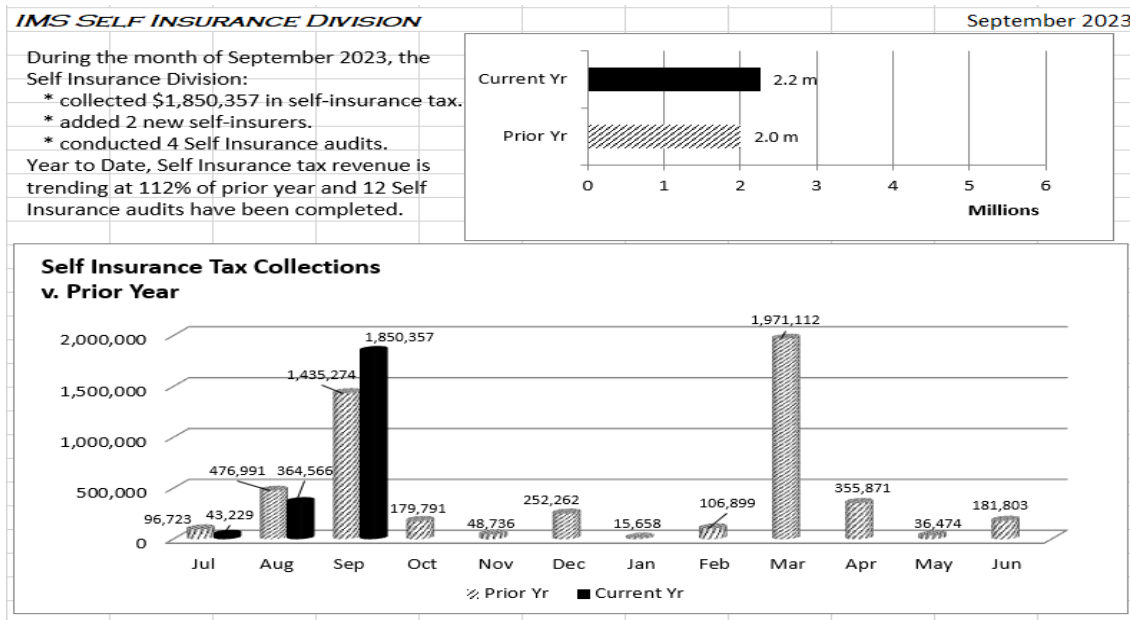
To: Gary Cannon
Executive Director

From: Christy Brown
Self-Insurance Director

Date: October 16, 2023

Subject: Monthly Self-Insurance Report for October 2023

During the month of September, the self-insurance department collected \$1,850,357.47 in self-insurance taxes from 11 self-insureds. There were 4 audits conducted, all of which were individual employers.



When comparing the taxes collected from the same period last year, the self-insurance tax revenue is up by 25%.

We received 17 applications for membership in 2 self-insured fund(s). The applications were reviewed, processed, and given a pre-approval the same day they were received per 42-5-25 (B). As a result, there are 8,864 additional employees who will now be covered under the self-insurance program.

TAB 9



Referral Date

7/1/2023

9/30/2023

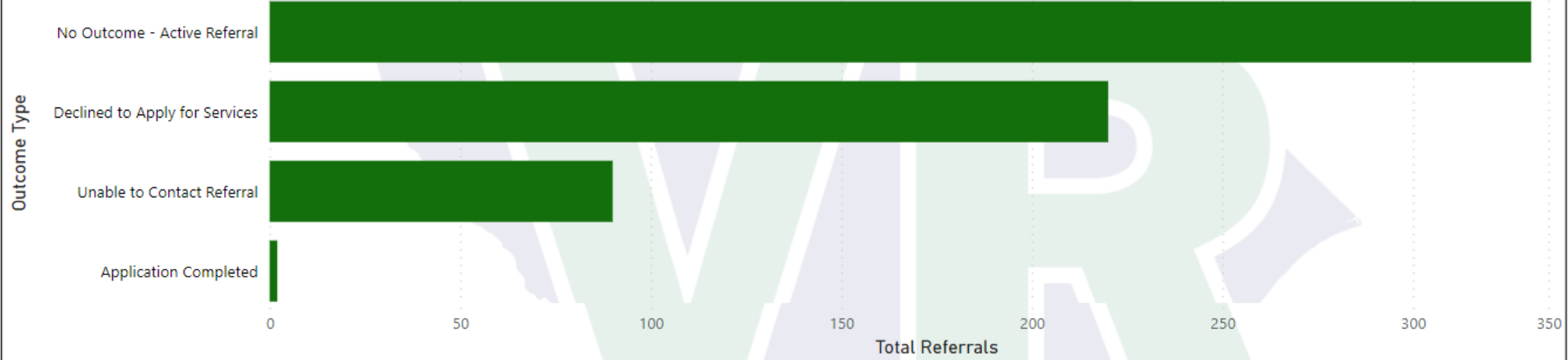
Area Office

All

Referring Organization

SC Workers Compensation

Total Referrals by Outcome Type



Referral Summary

Outcome Type	Total Referrals
Application Completed	2
Declined to Apply for Services	220
No Outcome - Active Referral	331
Unable to Contact Referral	90
Total	643

TAB 10

State of South Carolina



Workers' Compensation Commission

Executive Director's Report

October 16, 2023

Meetings and Other Activities

The Executive Director had several meetings with the representatives of KUMA concerning the assessment of the Commission's security of information; met with the Chief of Bureau of Protective Services concerning security at the Commission offices and hearing rooms; one conference call with staff of the HLOC; a meeting with representatives of the Department of Insurance; a meeting with a potential vendor; presentation of the FY24-25 Budget Request to the Executive Budget Office; and a meeting of the SCWCEA Medical Conference Committee.

Constituent /Public Information Services

For the month of September, the Executive Director's and the General Counsel's offices had 130 contacts with stakeholders.

Financial Transactions Activity

During the month of September, the Director's office processed and approved 22 travel expense reports, 128 invoices and 44 deposits for DOA to process in the SCEIS system.

SCWCC Stakeholder Electronic Distribution List

For the month of September, the Office 204 (two hundred four) additions and 146 (one hundred forty-six) deletions to the email distribution list.

Advisory Notices

During the month of September, the office posted two (2) notices on the Commission's website and emailed it to the distribution list.

TAB 11

State of South Carolina

1333 Main Street, 5th Floor
P.O. Box 1715
Columbia, S.C. 29202-1715



TEL: (803) 737-5700
www.wcc.sc.gov

Workers' Compensation Commission

MEMORANDUM

TO: COMMISSIONERS

FROM: Gary Cannon, Executive Director

DATE: October 16, 2023

RE: FINANCIAL REPORT – FY Period ending September 30, 2023

Attached is the Budget vs. Actual Report for the General Fund and Earmarked Fund for the fiscal year period ending September 30, 2023. The benchmark for this period is 25%.

Expenditures – General Fund – Annual Budget \$2,985,961

The total expenditure for the General Fund for this period is \$817,027 or 27% of the annual budget. Page 3 and 4 reflects the balances of funds appropriated by the General Assembly for the IT System Modernization Project.

Expenditures – Earmarked Fund – Annual Budget \$5,607,845

The Earmarked Fund (38440000) financials begin on page 5 with the total expenditures found on page 9. The total expenditures for this period are \$1,161,254 which is 21% of budget.

Revenues – Earmarked Annual Budget \$3,157,092

The Commission posted \$600,679 in Earmarked Fund operating revenues for this period, which is 19% of the annual budget. Accounts with shortfalls in the revenues collected will be covered transfers from the Self-Insurance Taxes collected and retained by the Commission.

Self-Insurance Tax Funds

The amount budgeted from the Self-Insurance Tax for the Commission is \$2,500,000. The amount received for this period is \$1,363,832.

South Carolina Workers' Compensation Commission
Budget vs. Actual Report
FY 2024 As of 9/30/2023
25% of year elapsed

Fund 10010000 - GENERAL FUND - Operating Items

Administration

Commitment Item	Commitment Item Description	Current Budget	YTD Expenditures	% Used	Commitments	Remaining Balance
501015	DIRECTOR	146,417	44,840	31%		101,577
512001	OTHER OPERATING	294,907				
Total OTHER OPERATING:		294,907				294,907
Total Administration:		441,324	44,840	10%		396,484

Claims

Commitment Item	Commitment Item Description	Current Budget	YTD Expenditures	% Used	Commitments	Remaining Balance
501058	CLASSIFIED POS	85,630	26,048	30%		59,582
Total Claims:		85,630	26,048	30%	0	59,582

Commissioners

Commitment Item	Commitment Item Description	Current Budget	YTD Expenditures	% Used	Commitments	Remaining Balance
501026	CHAIRMAN	177,426	54,336	31%		123,090
501033	COMMISSIONER	1,033,541	316,519	31%		717,022
501050	TAXABLE SUBS	70,000	19,128	27%		50,872
501058	CLASSIFIED POS	370,000	113,082	31%		256,918
Total Commissioners:		1,650,967	503,065	30%	0	1,147,902

Insurance & Medical

Commitment Item	Commitment Item Description	Current Budget	YTD Expenditures	% Used	Commitments	Remaining Balance
501058	CLASSIFIED POS	35,000	10,938	31%		24,063
Total Insurance & Medical:		35,000	10,938	31%		24,063

Employer Contributions

Commitment Item	Commitment Item Description	Current Budget	YTD Expenditures	% Used	Commitments	Remaining Balance
513000	EMPLOYER CONTRIB	773,040	232,137	30%		540,903
Total Employer Contributions:		773,040	232,137	30%		540,903

South Carolina Workers' Compensation Commission
Budget vs. Actual Report
FY 2024 As of 9/30/2023
25% of year elapsed

Fund 10010000 - GENERAL FUND - Operating Items

Total GENERAL FUND - Operating Items:	2,985,961	817,027	27%	0	2,168,934
--	-----------	---------	-----	---	-----------

South Carolina Workers' Compensation Commission
Budget vs. Actual Report
FY 2024 As of 9/30/2023
25% of year elapsed

Fund 10010000 - GENERAL FUND - Special Items

IT System Project

Commitment Item	Commitment Item Description	Current Budget	YTD Expenditures	% Used	Commitments	Remaining Balance
561000	Special Item	1,695,084				1,695,084
Total IT System Project:		1,695,084				1,695,084

Total GENERAL FUND - Special Items:		1,695,084				1,695,084
--	--	------------------	--	--	--	------------------

South Carolina Workers' Compensation Commission
Budget vs. Actual Report
FY 2024 As of 9/30/2023
25% of year elapsed

Fund 10050023 - GF-NONRECUR APROP-23 - Special Items

IT System Project

Commitment Item	Commitment Item Description	Current Budget	YTD Expenditures	% Used	Commitments	Remaining Balance
561000	Special Item	5,000,000				5,000,000
Total IT System Project:		5,000,000				5,000,000

Total GF-NONRECUR APROP-23 - Special		5,000,000				5,000,000
---	--	------------------	--	--	--	------------------

South Carolina Workers' Compensation Commission
Budget vs. Actual Report
FY 2024 As of 9/30/2023
25% of year elapsed

Fund 38440000 - EARMARKED FUND

Administration

Commitment Item	Commitment Item Description	Current Budget	YTD Expenditures	% Used	Commitments	Remaining Balance
501058	CLASSIFIED POS	791,985	59,643	8%		732,342
501070	OTH PERS SVC	41,000				41,000
512001	OTHER OPERATING	2,256,948				
5020030000	PRINT / BIND / ADV		4			
5020077100	SERVICES- APP SUP		1,800		32,175	
5020077220	SERVICES- VOICENET				43,470	
5020077240	DP SERVICES – STATE		78,332			
5020080000	FREIGHT EXPRESS DELV		9			
5021010000	LEGAL SERVICES		1,523			
5021020000	ATTORNEY FEES		26,549			
5021430000	NON-ST EMP TR-NONRPT		16			
5021540001	PROF SRV-LANG INTER		7		122	
5030010000	OFFICE SUPPLIES		1,118			
5030010004	SUBSCRIPTIONS		649		10,284	
5030030000	PRINTED ITEMS		-116			
5030067101	PRGM LIC - APP SUPP		7,362		69,032	
5030067170	EQUIP&SUPP- PRINT EU		3,759			
5031010001	FURNISHINGS		939			
5031479203	JANITORIAL SUPPLIES		544			
5033030000	PROMOTIONAL SUPPLIES		51			
5040060000	ST RENT-NON ST BLDG				6,087	
5040070000	RENT-ST OWN RL PROP		120			
5040490003	RENT PO BOX		1,846			
5040490009	RENT PARKING		5,687		395	
5040520000	INSURANCE-NON STATE		171			
5041020000	FEES AND FINES		239		20	
5041840000	LEASE BLDG PRINCIPAL		98,304			
5041850000	LEASE BLDG INTEREST		7,964		2,036	
5050570000	TRNG-OUT-ST REG FEE		-660			
5051540000	LEASED CAR-ST OWNED		6,665			
Total OTHER OPERATING:		2,256,948	242,881	11%	163,620	1,850,447
Total Administration:		3,089,933	302,524	10%	163,620	2,623,789

South Carolina Workers' Compensation Commission
Budget vs. Actual Report
FY 2024 As of 9/30/2023
25% of year elapsed

Fund 38440000 - EARMARKED FUND

Inform. services

Commitment Item	Commitment Item Description	Current Budget	YTD Expenditures	% Used	Commitments	Remaining Balance
501058	CLASSIFIED POS		105,503			-105,503
5020050000	PHOTO & VISUAL SVCS				1,200	
5020077100	SERVICES- APP SUP				72,117	
5020077160	SERVICES- MGT ADMN		25,000		25,000	
5020077220	SERVICES- VOICENET				16,946	
5030050000	PHOTO & VISUAL SUPP				1,939	
5030067170	EQUIP&SUPP- PRINT EU				3,660	
5040057000	CONTINGNT RENT - IT		504			
5041020000	FEES AND FINES				2,930	
5060322000	TV/Radio Eq Acq (MA)				8,646	
Total OTHER OPERATING:			25,504		132,437	-157,941
Total Inform. services:			131,007		132,437	-263,444

Claims

Commitment Item	Commitment Item Description	Current Budget	YTD Expenditures	% Used	Commitments	Remaining Balance
501058	CLASSIFIED POS	280,850	64,443	23%		216,407
512001	OTHER OPERATING	19,700				
5050010000	IN ST-MEALS-NON-REP		90			
5050020000	IN ST-LODGING		435			
Total OTHER OPERATING:		19,700	525	3%	0	19,175
Total Claims:		300,550	64,968	22%	0	235,582

South Carolina Workers' Compensation Commission
Budget vs. Actual Report
FY 2024 As of 9/30/2023
25% of year elapsed

Fund 38440000 - EARMARKED FUND

Commissioners

Commitment Item	Commitment Item Description	Current Budget	YTD Expenditures	% Used	Commitments	Remaining Balance
501050	TAXABLE SUBS	70,000				70,000
512001	OTHER OPERATING	230,700				
5020077112	NCV- DATA NET		1,559			
5020077113	MOBILE HOTSPOT SRVC		1,520			
5020120000	CELLULAR PHONE SVCS		2,739			
5021010003	LEGAL SRV-TRANSCRIPT		476			
5021010005	LEGAL SRV-REPORTER		19,008			
5021070000	ATTRNY FEES-AD LITEM		195			
5021540000	NON-IT OTHER PRO SRV		267			
5030090000	COMMUNICATION SUPP		689			
5050010000	IN ST-MEALS-NON-REP		1,276			
5050020000	IN ST-LODGING		6,094			
5050041000	HR-IN ST-AUTO MILES		9,272			
5050060000	IN ST-MISC TR EXP		462			
5050080000	IN ST-SUBSIST ALLOW		4,386			
Total OTHER OPERATING:		230,700	47,942	21%	0	182,758
Total Commissioners:		300,700	47,942	16%	0	252,758

South Carolina Workers' Compensation Commission
Budget vs. Actual Report
FY 2024 As of 9/30/2023
25% of year elapsed

Fund 38440000 - EARMARKED FUND

Insurance & Medical

Commitment Item	Commitment Item Description	Current Budget	YTD Expenditures	% Used	Commitments	Remaining Balance
501058	CLASSIFIED POS	459,463	140,581	31%		318,882
501070	OTH PERS SVC	22,881	6,629	29%		16,252
512001	OTHER OPERATING	114,500				
5021540000	NON-IT OTHER PRO SRV		3,115			
5030010004	SUBSCRIPTIONS		1,500			
5041020000	FEES AND FINES		500			
5050010000	IN ST-MEALS-NON-REP		285			
5050020000	IN ST-LODGING		2,520			
5050041000	HR-IN ST-AUTO MILES		1,086			
5050060000	IN ST-MISC TR EXP		280			
5140010000	INDM CLAIMS & AWARDS		31,044		30,736	
Total OTHER OPERATING:		114,500	40,330	35%	30,736	43,434
Total Insurance & Medical:		596,844	187,539	31%	30,736	378,569

Judicial

Commitment Item	Commitment Item Description	Current Budget	YTD Expenditures	% Used	Commitments	Remaining Balance
501058	CLASSIFIED POS	500,000	152,056	30%		347,944
501070	OTH PERS SVC	75,000	11,716	16%		63,284
512001	OTHER OPERATING	25,000				
5030070000	POSTAGE		8,000			
5050010000	IN ST-MEALS-NON-REP		90			
5050020000	IN ST-LODGING		435			
5050041000	HR-IN ST-AUTO MILES		599			
5050060000	IN ST-MISC TR EXP		79			
Total OTHER OPERATING:		25,000	9,203	37%	0	15,797
Total Judicial:		600,000	172,976	29%	0	427,024

South Carolina Workers' Compensation Commission
Budget vs. Actual Report
FY 2024 As of 9/30/2023
25% of year elapsed

Fund 38440000 - EARMARKED FUND

Employer Contributions

Commitment Item	Commitment Item Description	Current Budget	YTD Expenditures	% Used	Commitments	Remaining Balance
513000	EMPLOYER CONTRIB	719,818	254,298	35%	0	465,520
Total Employer Contributions:		719,818	254,298	35%	0	465,520

Total EARMARKED FUND:		5,607,845	1,161,254	21%	326,793	4,119,798
------------------------------	--	------------------	------------------	------------	----------------	------------------

South Carolina Workers' Compensation Commission
Commitments
FY 2024 As of 9/30/2023

Fund 38440000 - EARMARKED FUND

Administration

Commitment Item	Commitment Item Description	Vendor	Commitment
5020077100	SERVICES- APP SUP	PROGRESS SOFTWARE CORP	32,175
5020077220	SERVICES- VOICENET	NWN CORPORATION	43,470
5021540001	PROF SRV-LANG INTER	GLOBAL INTERPRETING NETWORK INC	122
5030010004	SUBSCRIPTIONS	WEST PUBLISHING CORPORATION	10,284
5030067101	PRGM LIC - APP SUPP	INSURANCE SERVICES OFFICE INC	35,640
5030067101	PRGM LIC - APP SUPP	WEST PUBLISHING CORPORATION	33,392
5040060000	ST RENT-NON ST BLDG	GALIUM 1333 MAIN LLC	6,087
5040490009	RENT PARKING	REPUBLIC PARKING SYSTEM INC	395
5041020000	FEES AND FINES	REPUBLIC PARKING SYSTEM INC	20
5041850000	LEASE BLDG INTEREST	GALIUM 1333 MAIN LLC	2,036
Total Administration:			163,620

Inform. services

Commitment Item	Commitment Item Description	Vendor	Commitment
5020050000	PHOTO & VISUAL SVCS	SUMMIT SOLUTIONZ INC	1,200
5020077100	SERVICES- APP SUP	INSURANCE SERVICES OFFICE INC	62,640
5020077100	SERVICES- APP SUP	PROGRESS SOFTWARE CORP	9,477
5020077160	SERVICES- MGT ADMN	KUMA	25,000
5020077220	SERVICES- VOICENET	NWN CORPORATION	16,946
5030050000	PHOTO & VISUAL SUPP	SUMMIT SOLUTIONZ INC	1,939
5030067170	EQUIP&SUPP- PRINT EU	US INK AND TONER INC	3,660
5041020000	FEES AND FINES	SONITROL SECURITY SYSTEMS	2,930
5060322000	TV/Radio Eq Acq (MA)	SUMMIT SOLUTIONZ INC	8,646
Total Inform. services:			132,437

Insurance & Medical

Commitment Item	Commitment Item Description	Vendor	Commitment
5140010000	INDM CLAIMS & AWARDS	SEDGWICK CLAIMS	30,736
Total Insurance & Medical:			30,736

Any items with vendor "Not assigned" are pending financial adjustments. Any commitment on the Budget vs. Actual Report that is missing from this list is a travel commitment.

South Carolina Workers' Compensation Commission

Commitments

FY 2024 As of 9/30/2023

Fund 38440000 - EARMARKED FUND

Total EARMARKED FUND:	326,793
------------------------------	----------------

Any items with vendor "Not assigned" are pending financial adjustments. Any commitment on the Budget vs. Actual Report that is missing from this list is a travel commitment.

South Carolina Workers' Compensation Commission
Earmarked Fund Revenues
FY 2024 As of 9/30/2023
25% of year elapsed

Account	Acct No.	Budget	YTD Actual Revenue	% of Budget
WORKERS' COMPENSATION HEARING FEE	4110090000	1,091,322	248,975	23%
WORKERS COMP SELF INSURANCE APPLIC/	4160040000	7,350		
WORKERS COMPENSATION FILING VIOLATIC	4223030000	1,985,476	334,727	17%
PARKING FEE	4350040000	12,790	1,650	13%
WORKERS COMPENSATION AWARD REVIEW	4350140000	32,251	2,850	9%
PHOTOCOPYING FEE	4380050000	25,300	12,327	49%
SALE OF LISTINGS & LABELS	4480060000	2,603	350	13%
RETURNED CHECKS	4530010000		(200)	
ADJUSTMENT TO AGENCY DEPOSITS	4530020000			
Total Revenues		3,157,092	600,679	19%
Self Insurance Tax		2,500,000	1,363,832	55%
Total		5,657,092	1,964,511	35%

TAB 12

State of South Carolina

1333 Main Street, 5th Floor
P.O. Box 1715
Columbia, S.C. 29202-1715



TEL: (803) 737-5700
www.wcc.sc.gov

Workers' Compensation Commission

MEMORANDUM

TO: COMMISSIONERS

FROM: Gary Cannon
Executive Director

DATE: October 11, 2023

RE: Proposed 2024 Commission Calendar

Attached is a 2024 calendar containing the proposed dates for the Full Commission Business Meetings and Appellate Hearings. The monthly Commission Business Meetings and Appellate Hearings are normally scheduled on the third Monday and Tuesday of each month; however, the proposed dates follow the adjusted calendar for 2023.

Also attached is a 2024 calendar containing the proposed Business Meeting and Appellate Dates, State Holidays and scheduled meetings of interest.

**Proposed
Dates for Commission
Business Meeting and Appellate Hearings
2024**

January 22 Full Commission Business Meeting
January 23 Commission Appellate Panel Hearings

February 12 Full Commission Business Meeting
February 13 Commission Appellate Panel Hearings

March 11 Full Commission Business Meeting
March 12 Commission Appellate Panel Hearings

April 15 Full Commission Business Meeting
April 16 Commission Appellate Panel Hearings

May 20 Full Commission Business Meeting
May 21 Commission Appellate Panel Hearings

June 17 Full Commission Business Meeting
June 18 Commission Appellate Panel Hearings

July 15 Full Commission Business Meeting
July 16 Commission Appellate Panel Hearings

August 26 Full Commission Business Meeting
August 27 Commission Appellate Panel Hearings

September 16 Full Commission Business Meeting
September 17 Commission Appellate Panel Hearings

October 14 Full Commission Business Meeting
October 15 Commission Appellate Panel Hearings

November 11 Full Commission Business Meeting
November 12 Commission Appellate Panel Hearings

December 16 Full Commission Business Meeting
December 17 Commission Appellate Panel Hearings

Commission Calendar 2024

Business Meetings

JANUARY

22-23 Commission Business Meeting and Appellate Hearings

JANUARY						
S	M	T	W	Th	F	S
	1	2	3	4	5	6
7	8	9	10	11	12	13
14	15	16	17	18	19	20
21	22	23	24	25	26	27
28	29	30	31			

FEBRUARY

12-13 Commission Business Meeting and Appellate Panel Hearings

FEBRUARY						
S	M	T	W	Th	F	S
				1	2	3
4	5	6	7	8	9	10
11	12	13	14	15	16	17
18	19	20	21	22	23	24
25	26	27	28	29		

MARCH

11-12 Commission Business Meeting and Appellate Panel Hearings

MARCH						
S	M	T	W	Th	F	S
					1	2
3	4	5	6	7	8	9
10	11	12	13	14	15	16
17	18	19	20	21	22	23
24	25	26	27	28	29	30

APRIL

15-16 Commission Business Meeting and Appellate Panel Hearings

APRIL						
S	M	T	W	Th	F	S
	1	2	3	4	5	6
7	8	9	10	11	12	13
14	15	16	17	18	19	20
21	22	23	24	25	26	27
28	29	30				

MAY

20-21 Commission Business Meeting and Appellate Panel Hearings

MAY						
S	M	T	W	Th	F	S
			1	2	3	4
5	6	7	8	9	10	11
12	13	14	15	16	17	18
19	20	21	22	23	24	25
26	27	28	29	30	31	

JUNE

17-18 Commission Business Meeting and Appellate Panel Hearings

JUNE						
S	M	T	W	Th	F	S
						1
2	3	4	5	6	7	8
9	10	11	12	13	14	15
16	17	18	19	20	21	22
23	24	25	26	27	28	29
30						

JULY

15-16 Commission Business Meeting and Appellate Panel Hearings

JULY						
S	M	T	W	Th	F	S
	1	2	3	4	5	6
7	8	9	10	11	12	13
14	15	16	17	18	19	20
21	22	23	24	25	26	27
28	29	30	31			

AUGUST

26-27 Commission Business Meeting and Appellate Panel Hearings

AUGUST						
S	M	T	W	Th	F	S
				1	2	3
4	5	6	7	8	9	10
11	12	13	14	15	16	17
18	19	20	21	22	23	24
25	26	27	28	29	30	31

SEPTEMBER

16-17 Commission Business Meeting and Appellate Panel Hearings

SEPTEMBER						
S	M	T	W	Th	F	S
1	2	3	4	5	6	7
8	9	10	11	12	13	14
15	16	17	18	19	20	21
22	23	24	25	26	27	28
29	30					

OCTOBER

14-15 Commission Business Meeting and Appellate Panel Hearings

OCTOBER						
S	M	T	W	Th	F	S
		1	2	3	4	5
6	7	8	9	10	11	12
13	14	15	16	17	18	19
20	21	22	23	24	25	26
27	28	29	30	31		

NOVEMBER

11-12 Commission Business Meeting, Appellate Panel Hearings

NOVEMBER						
S	M	T	W	Th	F	S
					1	2
3	4	5	6	7	8	9
10	11	12	13	14	15	16
17	18	19	20	21	22	23
24	25	26	27	28	29	30

DECEMBER

16-17 Commission Business Meeting and Appellate Panel Hearings

DECEMBER						
S	M	T	W	Th	F	S
1	2	3	4	5	6	7
8	9	10	11	12	13	14
15	16	17	18	19	20	21
22	23	24	25	26	27	28
29	30	31				