

## A G E N D A

### SOUTH CAROLINA WORKERS' COMPENSATION COMMISSION

1333 Main Street, 5<sup>th</sup> Floor  
Columbia, South Carolina 29201

**July 17, 2023 10:30 a.m.**

#### Meeting to be held in Hearing Room A

The Commission's Business Meeting will be broadcast live on the Internet via Zoom. Interested parties may access the broadcast at the following link:

Join Zoom Meeting

<https://us02web.zoom.us/j/8249297108?pwd=akcwMkMxSnYzQWFxdEs4V2x6UWtyUT09>

Meeting ID: 824 929 7108

Passcode: 073988

*This meeting agenda was posted prior to the meeting and proper advance notice was made to all concerned parties in compliance with requirements in the Freedom of Information Act.*

- |   |   |
|---|---|
| 1. CALL TO ORDER  | CHAIRMAN BECK   |
| 2. APPROVAL OF AGENDA OF BUSINESS MEETING OF JULY 17, 2023  | CHAIRMAN BECK   |
| 3. APPROVAL OF MINUTES OF THE REGULAR BUSINESS MEETING OF JUNE 5, 2023 (Tab 1)  | CHAIRMAN BECK   |
| 4. GENERAL ANNOUNCEMENTS  | MR. CANNON  |
| 5. APPLICATIONS FOR APPROVAL TO SELF-INSURE (Tab 2)   | MS. BROWN   |
| 6. DEPARTMENT DIRECTORS' REPORTS<br>Human Resources (Tab 3)<br>Information Services (Tab 4)<br>Insurance and Medical Services (Tab 5)<br>Claims (Tab 6)<br>Judicial (Tab 7) | MR. CANNON<br>MR. PLUSS<br>MR. DUCOTE<br>MS. SPANN<br>MS. BRACY |
| 7. DEPARTMENT OF VOCATIONAL REHABILITATION<br>Monthly Report (Tab 8)  | MR. CANNON  |
| 8. EXECUTIVE DIRECTOR'S REPORT (Tab 9)  | MR. CANNON  |
| 9. FINANCIAL REPORT (Tab 10)  | MR. CANNON  |
| 10. OLD BUSINESS  | CHAIRMAN BECK   |
| 11. NEW BUSINESS<br>Court Reporters Policy - Retention of Audio Tapes   | CHAIRMAN BECK   |
| 12. EXECUTIVE SESSION   | CHAIRMAN BECK   |
| 13. ADJOURNMENT   | CHAIRMAN BECK   |

# Table of Contents

<b>1</b>	<b>Approval of Minutes of Business Meeting of June 5, 2023</b>
<b>2</b>	<b>Self-Insurance</b>
<b>3</b>	<b>Human Resources</b>
<b>4</b>	<b>Information Services</b>
<b>5</b>	<b>Insurance &amp; Medical Services</b>
<b>6</b>	<b>Claims</b>
<b>7</b>	<b>Judicial</b>
<b>8</b>	<b>Vocational Rehabilitation</b>
<b>9</b>	<b>Executive Director's Report</b>
<b>10</b>	<b>Financial Report</b>
<b>11</b>	<b>New Business</b>

**TAB 1**

THE  
SOUTH CAROLINA WORKERS'  
COMPENSATION COMMISSION  
BUSINESS MEETING  
**June 5, 2023**

A Business Meeting of the South Carolina Workers' Compensation Commission was held in Hearing Room A of the Workers' Compensation Commission on Monday, June 5, 2023, at 10:30 a.m. The meeting agenda was posted prior to the meeting and proper advance notice was made to all concerned parties in compliance with requirements in the Freedom of Information Act. The following Commissioners were present:

T. SCOTT BECK, CHAIRMAN  
AVERY WILKERSON, COMMISSIONER  
AISHA TAYLOR, COMMISSIONER  
R. MICHEAL CAMPBELL, II, COMMISSIONER  
MELODY JAMES, COMMISSIONER  
CYNTHIA DOOLEY, COMMISSIONER

Present also were Gary Cannon, Executive Director; Keith Roberts, General Counsel; Christy Brown, Self-Insurance Director; Sonji Spann, Claims Director; Amy Bracy, Judicial Director; Kristen Mcree, Staff Attorney; Bridget Ward, Human Resource Director; Kris Pluss, Director of Information Technology; Douglas Mann, IT Consultant; Erin Farthing, State Accident Fund and Whitney Klauck, Injured Workers' Advocates.

Chairman Beck called the meeting to order at 10:32 a.m.

Commissioner Gene McCaskill joined the meeting by Zoom.

**AGENDA**

Commissioner McCaskill moved that the agenda be approved. Commissioner Dooley seconded the motion, and the motion was approved.

**APPROVAL OF MINUTES – BUSINESS MEETING OF MAY 8, 2023**

Commissioner James moved that the minutes of the Business Meeting of May 8, 2023, be approved. Commissioner Dooley seconded the motion, and the motion was approved.

**GENERAL ANNOUNCEMENTS**

Mr. Cannon asked Keith Roberts to introduce our new Law Clerk, Madison Whiting.

**APPLICATIONS FOR APPROVAL TO SELF-INSURE**

Self-insurance applications were presented by Christy Brown, Self-Insurance Director. **Seven (7)** prospective members of **Three (3)** funds were presented to the Commission for approval. The applications were:

**Palmetto Timber Fund**

Williams Logging

**SCADA**

Cooper Chevrolet GMC LLC

**South Carolina Home Builders SIF**

Complete Well Drilling LLC

Lowcountry Masonry and Construction LLC

Perea Construction

The Meridian Company LLC

Ussery Designs and Construction LLC

After examination of the applications, it was determined that each complied with the Commission's requirements, and each was recommended for approval.

Commissioner Wilkerson made the motion to approve the applications to self-insure. Commissioner Campbell seconded the motion to approve the applications to self-insure, and the motion was approved.

**DEPARTMENT DIRECTORS' REPORTS**

Each Department report was submitted in written form and included in the Commission's agenda booklets.

**HUMAN RESOURCES**

Ms. Ward presented the Human Resources report. There were no comments or questions from the Commission.

**INFORMATION TECHNOLOGY DEPARTMENT**

Mr. Pluss presented the IT report. There were no comments or questions from the Commission.

**INSURANCE AND MEDICAL SERVICES DEPARTMENT**

Mr. Ducote presented his report in written form. There were no comments or questions from the Commission. Mr. Ducote introduced Theresque Williams, his new Compliance Officer.

**CLAIMS DEPARTMENT**

Ms. Spann presented her report in written form. There were no comments or questions from the Commission.

**JUDICIAL DEPARTMENT**

Ms. Bracy presented her report in written form. There were no questions from the Commission.

## **VOCABATIONAL RAHBAILBION**

Mr. Cannon reviewed the Vocational Rehabilitation Report. There were no questions from the Commission.

## **EXECUTIVE DIRECTOR'S REPORT**

Mr. Cannon submitted his report in written form. There were no comments or questions from the Commission.

## **ADMINISTRATION – FINANCIAL REPORT**

Mr. Cannon submitted his report in written form. There were no questions from the Commission.

## **OLD BUSINESS**

There was no old business.

## **NEW BUSINESS**

Erin Farthing from the State Accident Fund presented recommendations from the Ad Hoc committee regarding TTD payments.

Commissioner James made a motion to accept the recommendations from the Ad Hoc Committee. Commissioner Taylor seconded the motion, and the motion was approved.

## **EXECUTIVE SESSION**

Commissioner Taylor made a motion to Executive Session to discuss a pending ligation; Commissioner James seconded the motion, and the motion was approved. The Commission went into Executive Session at 11:05 a.m.

Commissioner Taylor made the Motion to leave Executive Session at 11:34 a.m.; noting that no action was taken. Commissioner James seconded the motion, and the motion was approved.

## **ADJOURNMENT**

Commissioner Campbell made the motion to adjourn. Commissioner Taylor seconded the motion, and the motion was approved.

The June 5, 2023, meeting of the South Carolina Workers' Compensation Commission adjourned at 11:35 am.

Reported July 7, 2023  
Arnisha Keitt  
Executive Assistant

**TAB 2**

**TAB 3**



*State of South Carolina*

1333 Main Street, 5<sup>th</sup> Floor  
P.O. Box 1715  
Columbia, S.C. 29202-1715



TEL: (803) 737-5700  
FAX: (803) 737-5764

*Workers' Compensation Commission*

**TO:** Gary Cannon

**FROM:** Bridget Ward

**DATE:** July 6, 2023

**SUBJECT: Monthly Human Resources June 2023 Report for July 2023 Business Meeting**

This report summarizes Human Resources' activities from June 1, 2023, through June 30, 2023. At the end of June, the Commission had 50 full-time employees and two part-time employees.

- **New Hires:** One      **Separations or Retirements:** None      **FMLA Leaves:** None

HR processed two SCEIS personnel transactions and eight SCEIS time/leave transactions. All detailed reports were run as scheduled, and any issues that arose were corrected with the collaborative effort of the SCEIS teams and the Comptroller General's Office. HR sent six "All Employee emails during June and processed 14 travel trip reports. In addition, HR received and reviewed 1195 and sent 1179 emails.

HR attend or Hosted:

- A PEBA webinar training on the SCRS service retirement process on June 1.
- HCLO (House Committee on Legislative Oversight) Presentation of June 6.
- An in-person 2023 EEO training hosted by SC Human Affairs Commission on June 14.
- A follow-up AFLAC vendor onsite visit on June 21.
- HR Advisory in-person meeting hosted by the Department of Administration – DSHR on June 22.

There were two parking issues in June and four building issues. All building and parking issues were resolved, and there was one update to the parking assignments. There were no COVID cases or scares in June, and HR will continue to obtain testing kits from DHEC to provide convenient free testing for all employees.

Vacant positions to be filled:

- None

Position(s) filled in June:

- Legal – Law Clerk – Temp Hourly. Filled on June 5 and was introduced at the June Business meeting.

**TAB 4**

# State of South Carolina

1333 Main St, Suite 500  
P.O. Box 1715  
Columbia, S.C. 29202-1715



Tel: (803) 737-5700  
Fax: (803) 737-1258  
www.wcc.sc.gov

## Workers' Compensation Commission

---

To: Gary Cannon, SCWCC Executive Director  
From: Kris Pluss, IT Director  
Date: July 7, 2023  
Subject: IT Department June 2023 Full Commission Report

---

This report summarizes the activities and accomplishments for projects and initiatives in the IT Department during June 2023.

### **I. Systems Operations, Maintenance and Support**

#### EDI

WCC IT and Verisk have mutually agreed to pause the weekly MS Teams Meetings to allow Verisk the opportunity to focus on the four deployments they have scheduled between June and November, 2023 and WCC IT to focus on the Legacy Modernization Project. WCC IT and Verisk will continue to exchange Historical Claims Data in the test formats until weekly meetings resume in August, 2023.

#### Progress

WCC IT facilitated several virtual meetings with Registered eCase Display Users to coordinate testing and gather feedback on the new system enhancements. A link was provided to the users, and they were able to test the new document view, document download and local print functionality. Feedback sessions were also held for everyone involved and the user's provided insight regarding the real-world use of the eCase Display Enhancements. Notifications regarding the deployment of the eCase Display enhancements will begin in early July. The go-live date is scheduled for Mid-July.

#### Systems Support

WCC IT continues to work with WCC users to support agency laptops, iPhones, and iPads.

#### Security

No Phishing emails were reported to the WCC IT Team during June.

#### Reporting

76 Service Desk tickets were received by WCC IT during June 2023.  
64 Tickets were assigned a priority of Low.  
12 Tickets were assigned a priority of Medium.  
0 Tickets were assigned a priority of High/Urgent.

## **II. Projects, Enhancements and Development**

### Legacy Modernization

WCC IT attended nine Virtual Meetings with SC.Gov and the Department of Administration's, Digital of Governmental Services Division to coordinate the deployment of the electronic form uploads and electronic payment processing services. Testing will continue with WCC IT, WCC Subject Matter Experts and several external users in early July. The new systems will begin deploying in Mid-July, 2023. The first phased deployment will encompass the No-Fee Filings and Forms.

**TAB 5**

State of South Carolina



Workers' Compensation Commission

---

**To:** Mr. Gary Cannon  
SCWCC Executive Director

**From:** Wayne Ducote, Jr.  
IMS Director

**Date:** 11-Jul-23

**Subj:** Insurance and Medical Services Department  
June 2023 Full Commission Report

---

Please find attached information provided to summarize the status and workflow of initiatives currently underway within the Insurance and Medical Services (IMS) Department.

In addition to the statistical data provided, please be advised of the following:

- |                     |   |
|---------------------|---|
| Compliance Division | <ol style="list-style-type: none"><li>1. Reviewing revenue metrics / projections.</li><li>2. Working with staff to review workflow processes and additional training opportunities.</li><li>3. Continuing to explore outreach opportunities with stakeholders.</li></ol>  |
| Coverage Division   | <ol style="list-style-type: none"><li>1. Working with staff to review workflow processes and explore opportunities to enhance service provision.</li><li>2. Lapse in Coverage (Progress): 50 new registrants; 0 notifications sent.</li><li>3. Lapse in Coverage (NCCI 2Q): 798 registrations; 49 notifications sent.</li></ol> |
| Medical Services    | <ol style="list-style-type: none"><li>1. One medical bill reviewer recertification was completed in June.</li></ol>   |

While this summary is in no way all-inclusive, it may serve to assist you and our Commissioners in understanding the key initiatives underway in the IMS Department and provide measures by which the Department's effectiveness can be gauged. IMS welcomes any guidance that you and/or our Commissioners can provide concerning our performance and direction.

State of South Carolina



Workers' Compensation Commission

---

**To:** Mr. Gary Cannon  
SCWCC Executive Director

**From:** Wayne Ducote, Jr.  
IMS Director

**Date:** 11-Jul-23

**Subj:** Insurance and Medical Services Department  
June 2023 Full Commission Report

---

Please find attached information provided to summarize the status and workflow of initiatives currently underway within the Insurance and Medical Services (IMS) Department.

In addition to the statistical data provided, please be advised of the following:

- |                     |   |
|---------------------|---|
| Compliance Division | <ol style="list-style-type: none"><li>1. Reviewing revenue metrics / projections.</li><li>2. Working with staff to review workflow processes and additional training opportunities.</li><li>3. Continuing to explore outreach opportunities with stakeholders.</li></ol>  |
| Coverage Division   | <ol style="list-style-type: none"><li>1. Working with staff to review workflow processes and explore opportunities to enhance service provision.</li><li>2. Lapse in Coverage (Progress): 50 new registrants; 0 notifications sent.</li><li>3. Lapse in Coverage (NCCI 2Q): 798 registrations; 49 notifications sent.</li></ol> |
| Medical Services    | <ol style="list-style-type: none"><li>1. One medical bill reviewer recertification was completed in June.</li></ol>   |

While this summary is in no way all-inclusive, it may serve to assist you and our Commissioners in understanding the key initiatives underway in the IMS Department and provide measures by which the Department's effectiveness can be gauged. IMS welcomes any guidance that you and/or our Commissioners can provide concerning our performance and direction.

**Employer Rule to Show Cause Hearings and Compliance Activity**

The Compliance Division docketed 0 new RTSC cases and 1 total RTSC cases in the month of June. And, compelled 36 South Carolina employers to come into compliance with the Act. Year to date, 6 new RTSC cases and 21 total RTSC cases have been docketed.

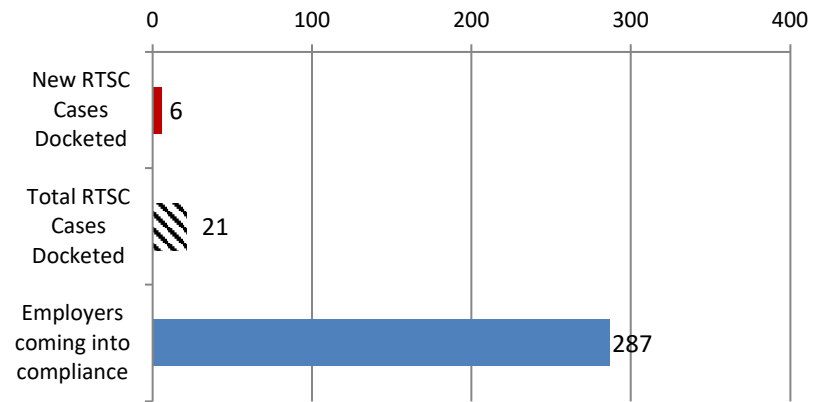
**Employers Obtaining Coverage**

Year to date, the Compliance Division has compelled 287 South Carolina employers to come into compliance with the Act. In so doing, approximately 2,573 previously uninsured workers are now properly covered.

**Penalties Waived**

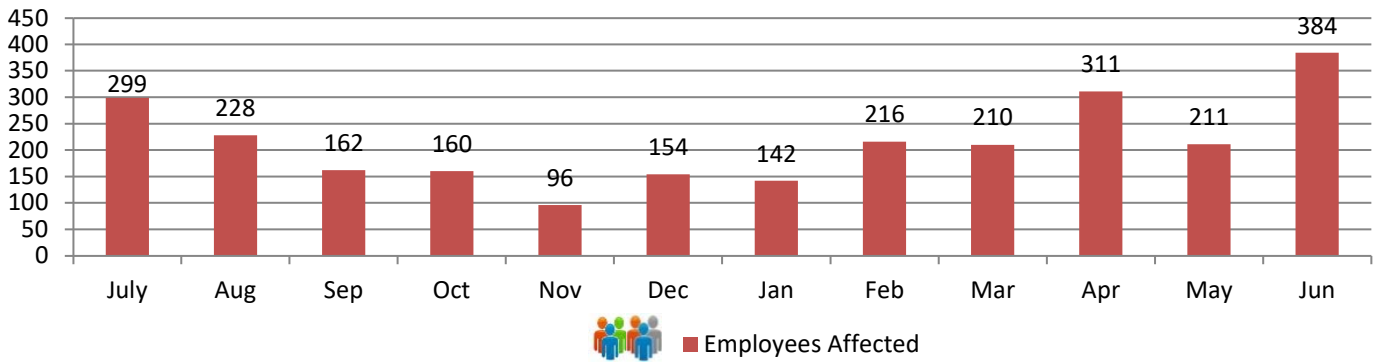
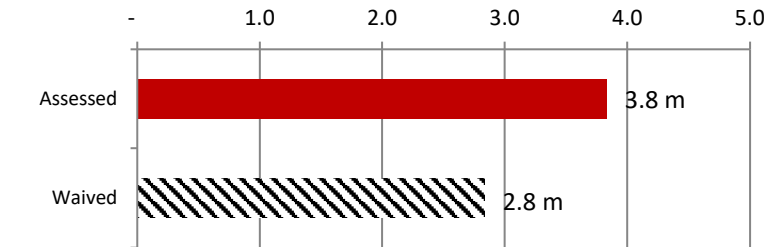
Although the Division has assessed \$3.8 m in fines this fiscal year, \$2.8 m have been waived or rescinded as employers have either obtained insurance coverage or were found not to be subject to the Act.

**RTSC and Compliance Activity**



**Fines and Penalties**

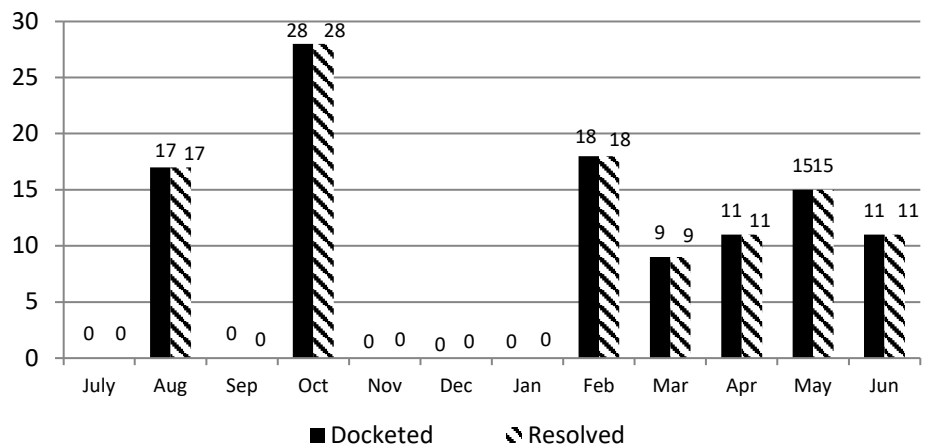
Millions



**Carrier Rule to Show Cause Hearings**

The Compliance Division manages the Rule to Show Cause process involving the recovery of outstanding carrier fines and penalties. In the month of June 2023, 11 carrier RTSC cases were docketed; 11 cases were resolved for a total of \$14,148.

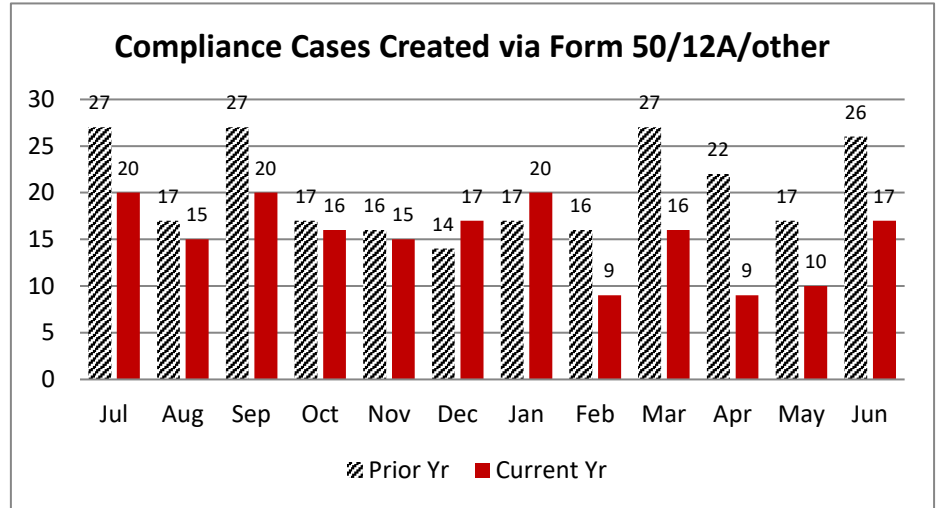
Year to date, a total of 109 carrier RTSC cases have been docketed, 109 cases for a total of \$152,426 have been resolved.





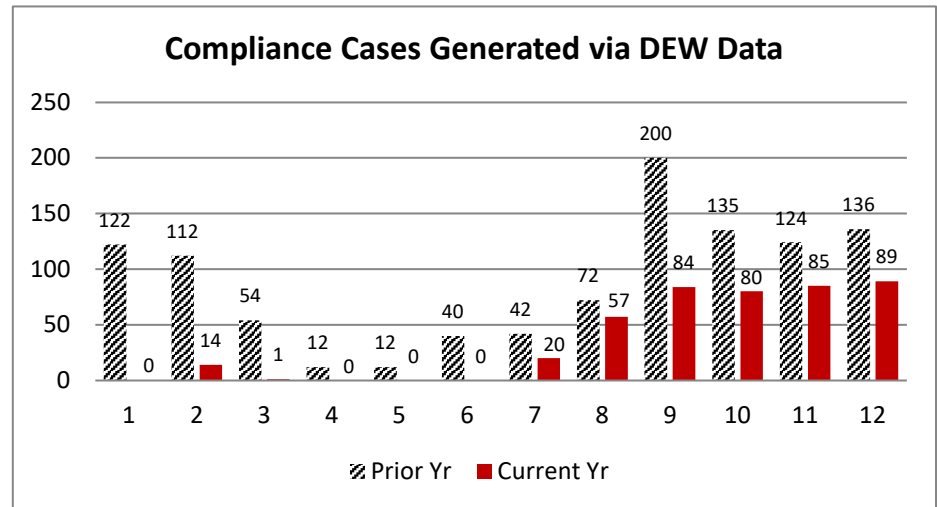
In June 2023, 17 compliance files were created from the combined filings of Form 50's, 12A's, and stakeholder reporting involving uninsured employers.

YTD vs. Prior Year total (243): 76%  
 June 2022 to June 2023: 65%  
 Current Yr End trend: 76% of 2021-2022  
 YTD 2022-2023 v. YTD 2021-2022: 76%

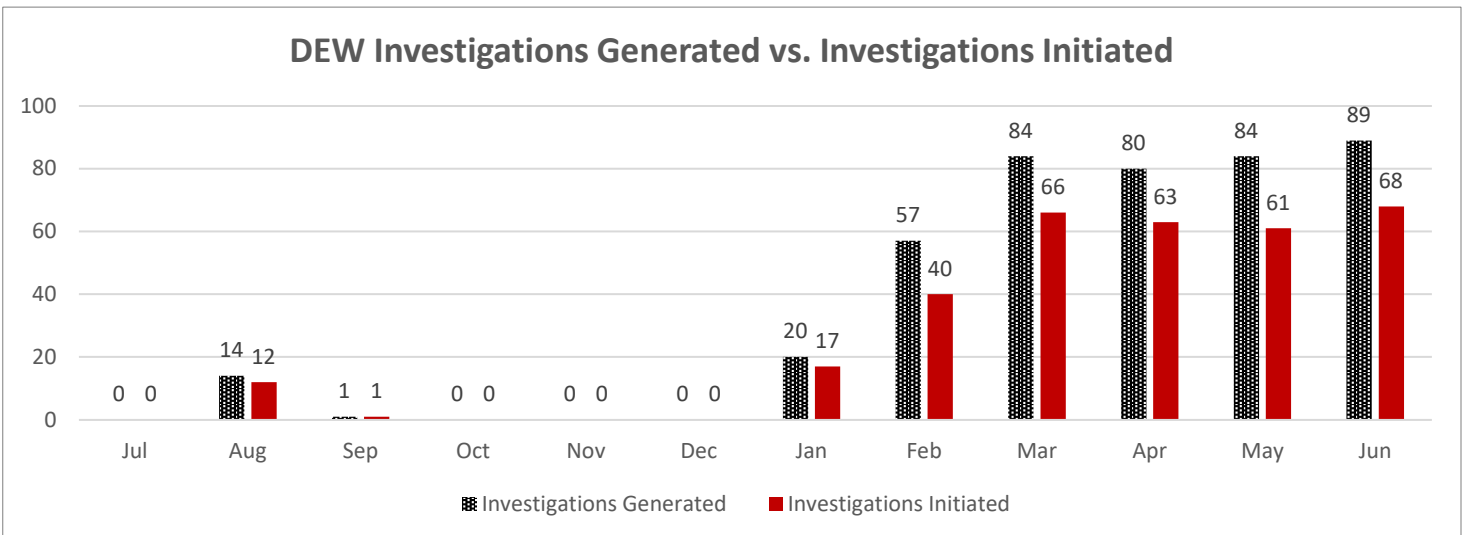


In June 2023, 89 compliance files were generated from the DEW data process.

YTD vs. Prior Year total (1,061): 41%  
 June 2022 to June 2023: 65%  
 Current Yr End trend: 41% of 2021-2022  
 YTD 2022-2023 v. YTD 2021-2022: 41%



The DEW Data Pool is determined by the total number of potential, non-compliant employers who report wages to DEW with at least 4 employees and who's FEIN does not match with any coverage records in the Commission's coverage database. The investigations generated is the number of compliance investigations generated from the pool. The investigations initiated is the number of compliance investigations initiated from those that were generated.



**Carryover Caseload:**

The Compliance Division closed June 2023 with 160 cases active, compared to an active caseload of 373 at the close of June 2022.

**Cases Resolved:**

For the month of June 2023, Compliance Division staff closed-out 103 cases.

**Compliance Fines:**

In June 2023, the Compliance Division collected \$67,393 in fines and penalties. Year to Date, the Compliance Division has collected \$483,063 in fines and penalties.

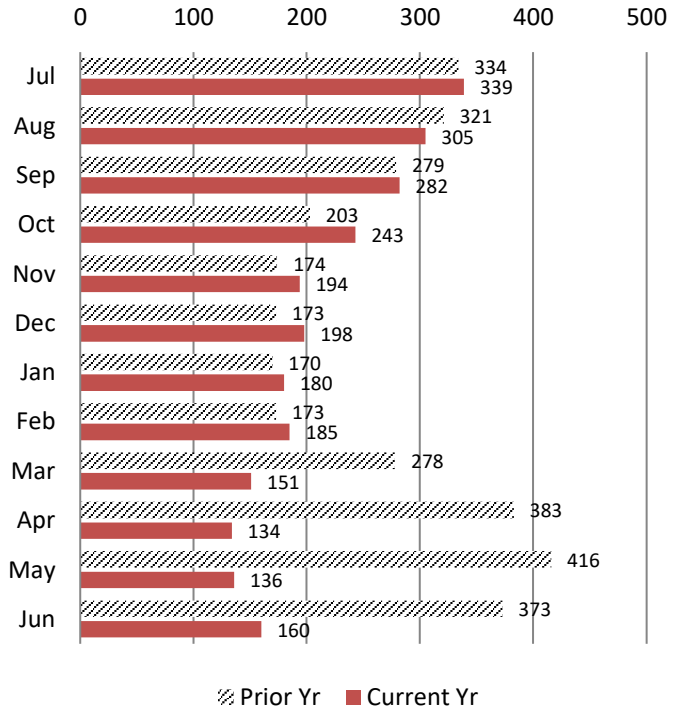
Year to Date vs Prior Year Total (\$686,193): 70%

June 2022 vs. June 2023: 103%

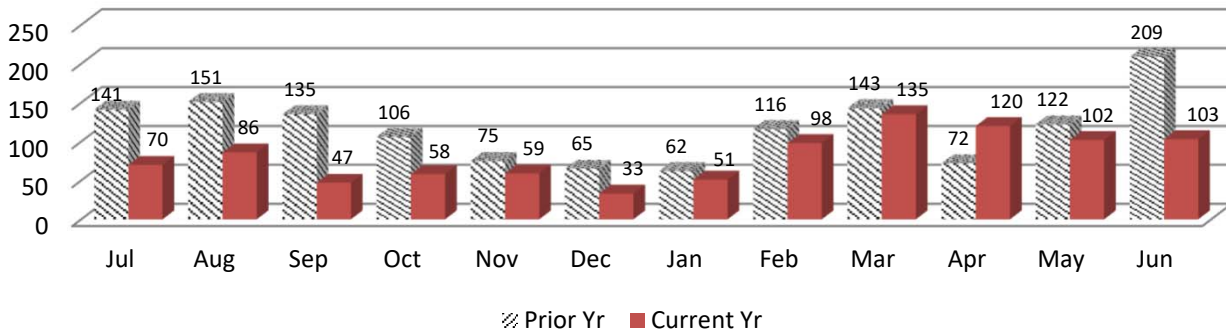
Current Year End trend is 70% of 2021-2022

YTD 2021-22 (June - June) vs YTD 2022-2023: 70%

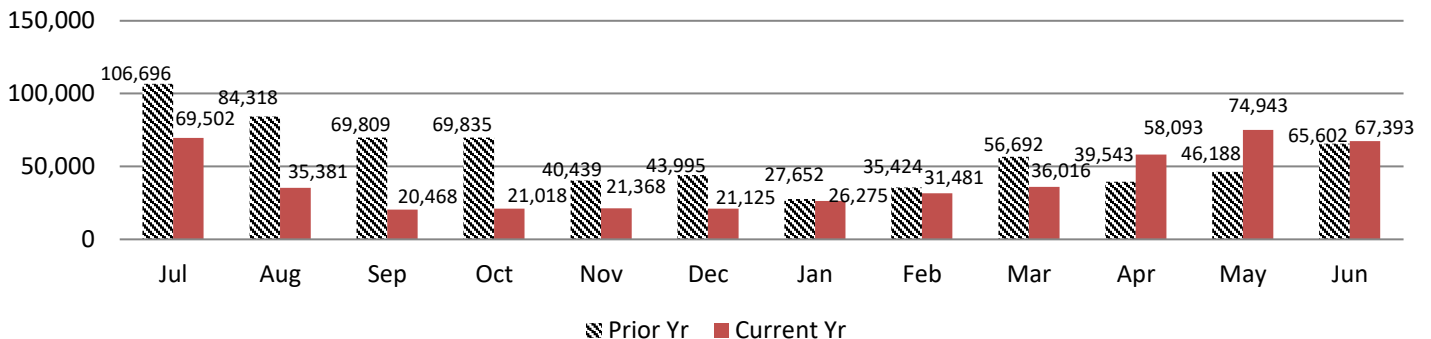
**Caseload Pending v. Prior Year**



**Cases Resolved v. Prior Year**



**Compliance Fines Collected v. Prior Year**

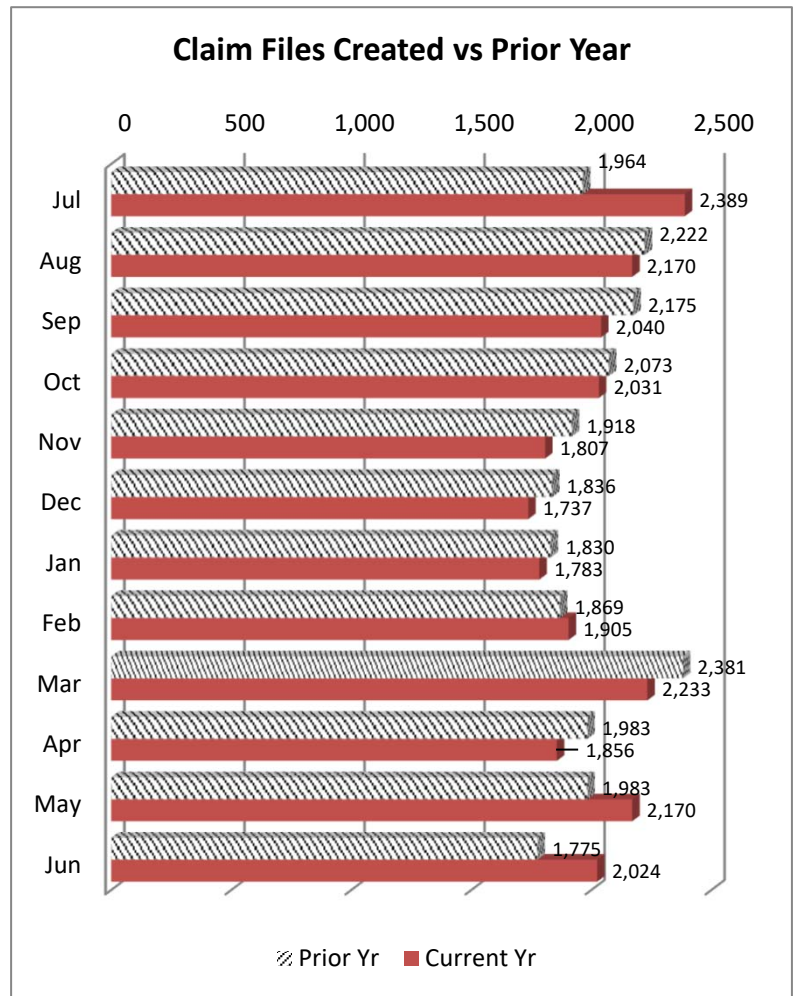


**WCC Claim Files:**

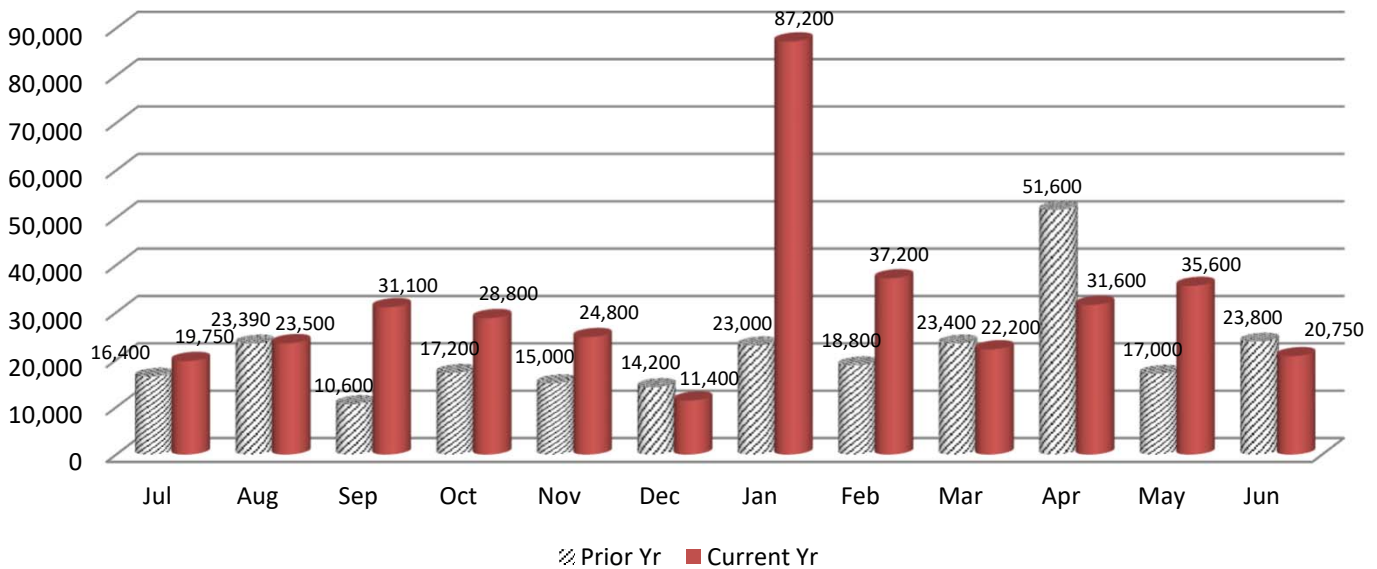
In June 2023, the Coverage Division received a total of 2,024 WCC Claim files. Of these, 1,712 were created through proper carrier filing of a 12A, and 312 were generated as a result of a Form 50 claim filing. Year to Date 24,145 Claim files have been created which is 101% of claim file volume prior year (24,009).

**Coverage Fines:**

The Coverage Division collected \$20,750 in fine revenue in June 2023, as compared to \$23,800 in Coverage fines/penalties accrued during June 2022. Year on Year, Coverage fines are at 147% of collections for prior year.



### Coverage Fines Collected v Prior Year



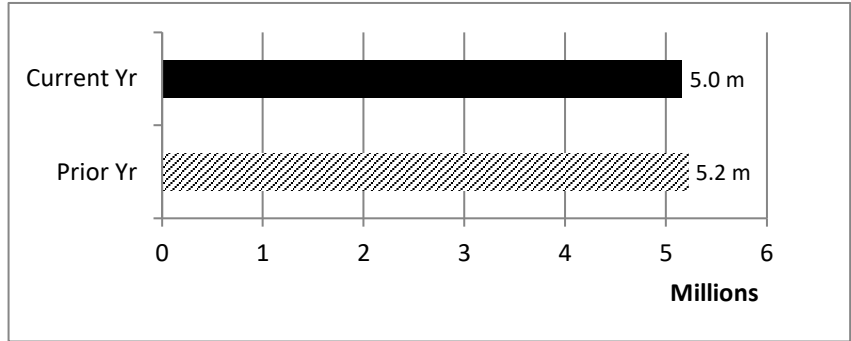
**IMS SELF INSURANCE DIVISION**

June 2023

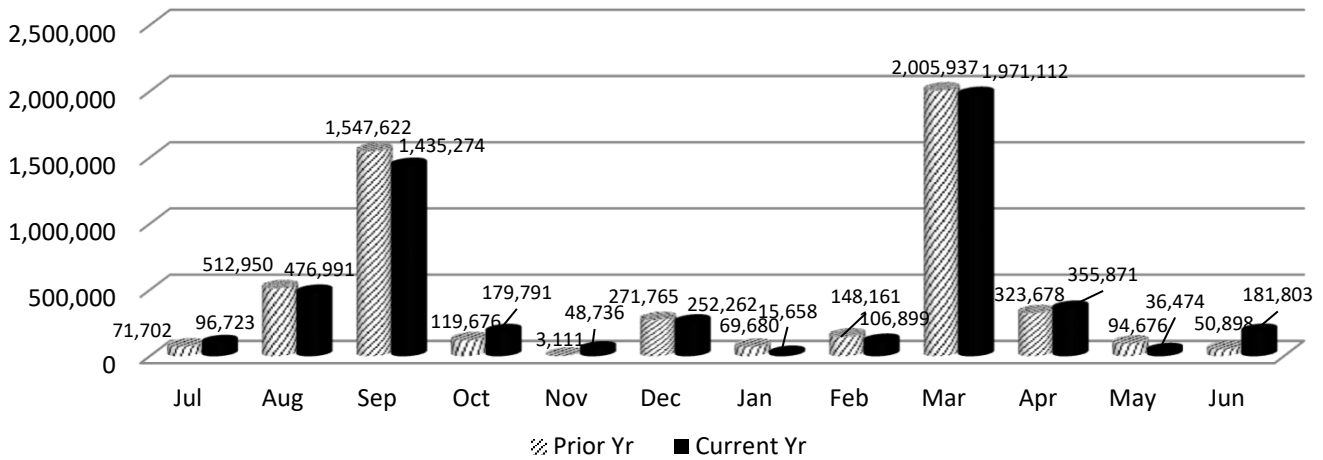
During the month of June 2023, the Self Insurance Division:

- \* collected \$181,803 in self-insurance tax.
- \* added 7 new self-insurers.
- \* conducted 4 Self Insurance audits.

Year to Date, Self Insurance tax revenue is trending at 99% of prior year and 48 Self Insurance audits have been completed.



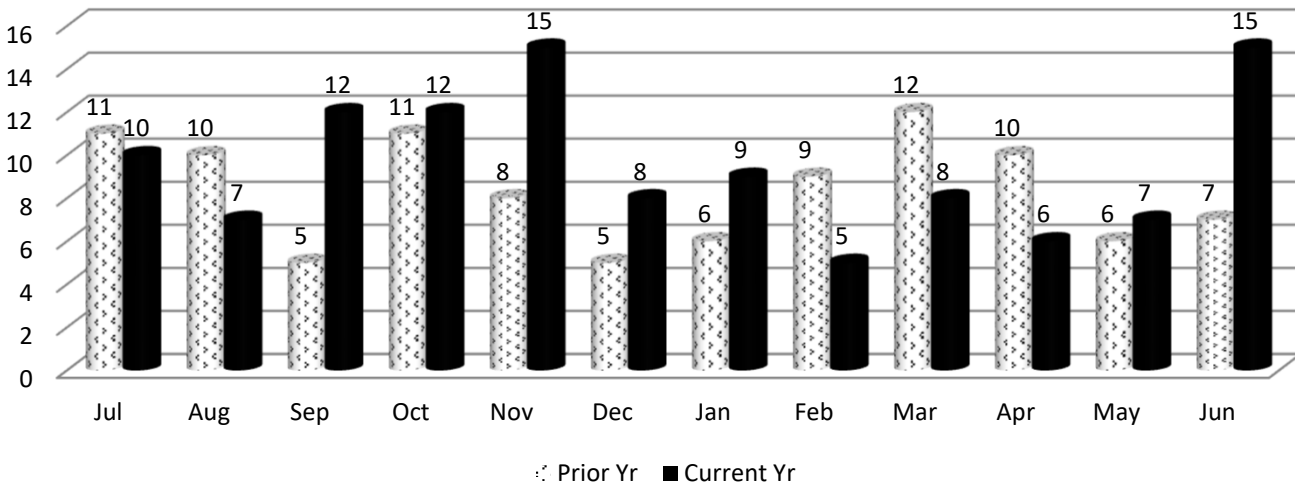
**Self Insurance Tax Collections v. Prior Year**



**IMS MEDICAL SERVICES DIVISION**

In June 2023, the Medical Services Division began the month with 7 bills pending review, received an additional 22 bills for review, conducted 14 bill reviews and ended the month with 15 bills pending.

**Medical Bills Pending Review v. Prior Year**



**TAB 6**

# *State of South Carolina*

1333 Main Street, 5<sup>th</sup> Floor  
P.O. Box 1715  
Columbia, S.C. 29202-1715



TEL: (803) 737-5700  
[www.wcc.sc.gov](http://www.wcc.sc.gov)

## *Workers' Compensation Commission* **MEMORANDUM**

**To: Gary Cannon, Executive Director**

**From: Sonji Spann, Claims Director**

**Date: July 17, 2023**

**Re: Claims Department June 2023 Report for the July Business Meeting**

Attached is the Statistical Report for the Claims Department for the period July 1, 2022 - June 30, 2023, for the Business Meeting on July 17, 2023. Please note the format using row numbers and column letters for ease of use when referencing data.

Claims activities are in Column (a) with the totals for the first-month period for FY22-23 in column (n). Column (p) reflects the percentage change when comparing the totals for same period in the current fiscal at the totals for the same period in last fiscal year. The total Claims Activities, for this period have increase 2% when compared to the same period from last fiscal year.

The number of Total Fines assessed are down 7% compared to the same period last fiscal year and the Total Fines paid 11% higher when compared to the same period last year

I will be happy to answer any questions you or the Commissioners have.

**Claims Department Statistical Report**

**FY2022-2023**

**July 1, 2022 - June 30, 2023**

Claims Activities	July	August	Sept	Oct	Nov	Dec	Jan	Feb	March	April	May	June	FY22-23 Total	FY21-22 Total	% Diff from prev year
(a)	(b)	(c)	(d)	(e)	(f)	(g)	(h)	(i)	(j)	(k)	(l)	(m)	(o)	(p)	(q)
<b>Forms 15-I</b>	1,041	1,220	1,075	1,160	1,000	982	1,065	1,131	1,190	1,036	1,075	1,154	<b>13,129</b>	12,685	4%
<b>Forms 15-II/Forms</b>	826	989	891	1,017	867	887	917	930	1,112	861	931	782	<b>11,010</b>	10,632	4%
<b>Forms 16 for PP/Di</b>	207	222	180	250	163	186	208	180	240	208	193	242	<b>2,479</b>	2,598	-5%
<b>Forms 18</b>	5,023	5,227	4,868	4,287	5,543	4,698	5,029	4,897	5,389	4,720	5,147	4,681	<b>59,509</b>	52,118	14%
<b>Forms 20</b>	541	629	587	562	562	518	540	634	600	546	542	567	<b>6,828</b>	8,356	-18%
<b>Form 50 Claims Onl</b>	311	269	284	295	255	194	241	272	289	228	331	257	<b>3,226</b>	3,548	-9%
<b>Form 61</b>	602	781	617	715	647	545	807	719	765	627	782	736	<b>8,343</b>	7,969	5%
<b>Letters of Rep</b>	195	152	197	189	198	689	175	201	256	164	206	173	<b>2,795</b>	2,491	12%
<b>Clinchers</b>	701	907	659	931	800	686	910	841	878	787	907	662	<b>9,669</b>	9,736	-1%
<b>Third Party Settlem</b>	27	30	18	36	19	15	21	11	18	15	18	17	<b>245</b>	235	4%
<b>SSA Requests for In</b>	23	43	25	26	20	37	40	40	50	39	35	63	<b>441</b>	455	-3%
<b>Cases Closed</b>	2,056	2,389	1,821	2,122	1,983	1,961	2,034	2,006	2,379	2,057	2,085	2,201	<b>25,094</b>	25,772	-3%
<b>Cases Reviewed</b>	3,290	3,089	2,103	2,969	2,695	2,647	2,775	2,603	2,961	2,561	2,532	2,291	<b>32,516</b>	35,559	-9%
<b>Total</b>	<b>14,843</b>	<b>15,947</b>	<b>13,325</b>	<b>14,559</b>	<b>14,752</b>	<b>14,045</b>	<b>14,762</b>	<b>14,465</b>	<b>16,127</b>	<b>13,849</b>	<b>14,784</b>	<b>13,826</b>	<b>175,284</b>	<b>172,291</b>	<b>2%</b>
													-	-	
<b>Total Fines Assesse</b>	505	222	221	282	396	276	310	249	288	223	263	178	<b>3,413</b>	3,659	-7%
<b>Form 18 Fines</b>	331	220	220	276	354	261	264	235	224	194	243	167	<b>2,989</b>	3,597	-17%
<b>Total Amt Paid</b>	\$63,200	\$69,550	\$60,600	\$49,350	\$47,050	\$33,800	\$67,250	\$49,000	\$50,200	\$44,800	\$43,000	\$39,600	<b>617,400</b>	558,500	11%

**TAB 7**



State of South Carolina

1333 Main Street  
P.O. Box 1715  
Columbia, S.C. 29202-1715



Tel: (803) 737-5700  
Fax: (803) 737-1234  
www.wcc.sc.gov

**Workers' Compensation Commission**

July 6, 2023

To: Gary Cannon  
Executive Director

From: Amy A. Bracy  
Judicial Director

**RE: Monthly Judicial Report for June 2023**

During the month of June, the Judicial Department processed nine hundred fifty-one (951) requests for hearings (claimant and defense pleadings). Comparing the numbers from the same period last year, claimant pleadings are up 6% and defense pleadings experienced a 6% decrease. The department received eighty-four (84) Motions, a 4% decrease compared to the same period last year and one hundred forty (140) clincher conference requests, a 5% increase compared to the same time last year.

There were sixty-two (62) Single Commissioner Hearings conducted during the past month, eighteen (18) pre-hearing conferences held, and three (3) Full Commission hearings held. A total of four hundred seventy-seven (477) Orders (Single Commissioner Orders, Consent Orders and Administrative Orders) were served at the single Commissioner level, forty-six (46) of those were Decision and Orders that resulted from hearings that went on the record and one hundred thirty-three (133) were Motion Orders that were a result of Motions ruled upon by Commissioners.

There were two hundred sixty-seven (267) Informal Conferences requested during June and two hundred twenty-five (225) were conducted.

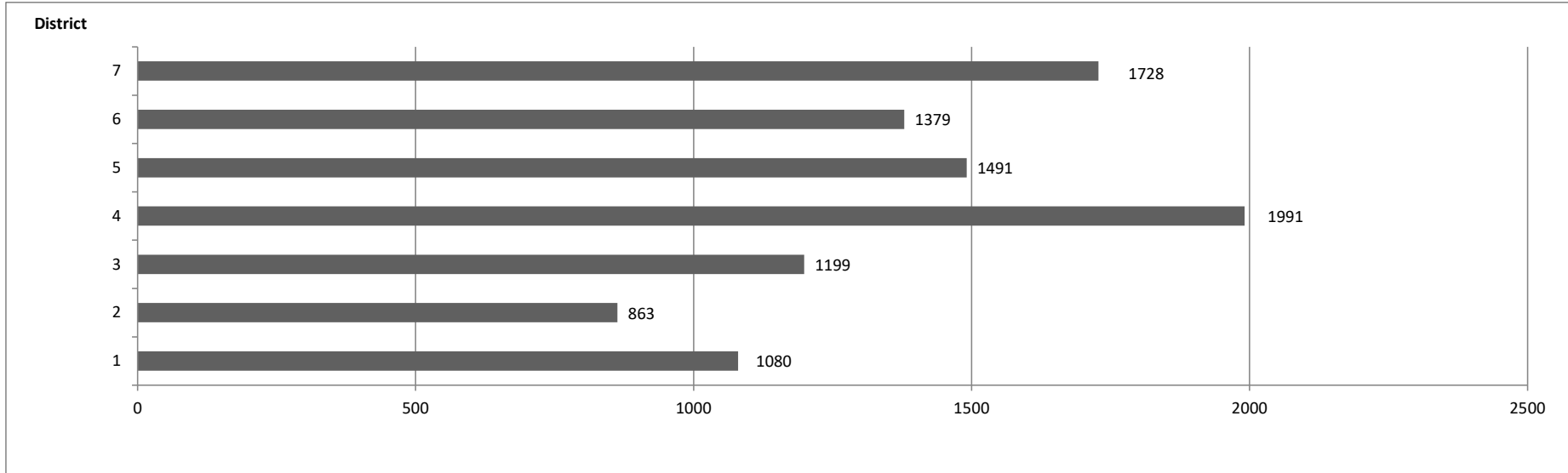
There were thirty-four (34) regulatory mediations scheduled and sixty-eight (68) requested mediations. Totals are up 9% and 14% in the respective categories for the same period last year. The Judicial Department was notified of eighty-two (82) matters resolved in mediation, with the receipt of Forms 70. This category's total is up 12% compared to this period last year. This does not include mediations that take place outside of what is reported to the Commission.

In the month of June, Judicial received zero (0) Notices of Intent to Appeal to the Court of Appeals and zero (0) to the Circuit Court.

### Pleadings Assigned - Three Year Comparison by Month

	District 1 Greenville			District 2 Anderson			District 3 Orangeburg			District 4 Charleston			District 5 Florence			District 6 Spartanburg			District 7 Richland		
	22-23	21-22	20-21	22-23	21-22	20-21	22-23	21-22	20-21	22-23	21-22	20-21	22-23	21-22	20-21	22-23	21-22	20-21	22-23	21-22	20-21
Jul	105	112	120	81	87	81	112	72	85	150	166	151	111	109	126	135	122	112	142	156	154
Aug	105	93	88	70	67	73	86	101	105	172	174	142	118	112	125	124	101	95	155	134	133
Sep	93	109	87	68	77	70	98	96	107	144	158	162	121	143	128	104	112	113	135	143	169
Oct	78	89	93	59	73	81	97	103	125	140	152	175	114	110	115	96	95	104	126	130	159
Nov	90	96	92	77	66	88	106	95	100	180	144	176	135	112	96	137	84	104	164	116	134
Dec	91	104	90	74	80	68	108	100	115	166	156	168	136	123	132	113	108	96	117	131	141
Jan	74	85	79	74	54	56	90	84	96	172	167	172	126	129	110	97	91	88	130	118	124
Feb	78	93	84	69	75	88	90	87	86	144	170	133	102	105	101	88	108	93	122	145	118
Mar	96	108	125	69	87	93	124	84	118	174	186	201	133	149	132	139	130	106	158	166	164
Apr	82	106	94	82	75	63	78	82	100	158	181	138	138	120	112	113	127	106	146	164	134
May	70	82	90	64	69	69	92	81	85	156	149	134	126	130	110	114	103	98	148	136	126
Jun	118	122	95	76	74	74	118	100	98	235	161	164	131	152	117	119	111	103	185	147	134
<b>Totals</b>	<b>1080</b>	<b>1199</b>	<b>1137</b>	<b>863</b>	<b>884</b>	<b>904</b>	<b>1199</b>	<b>1085</b>	<b>1220</b>	<b>1991</b>	<b>1964</b>	<b>1916</b>	<b>1491</b>	<b>1494</b>	<b>1404</b>	<b>1379</b>	<b>1292</b>	<b>1218</b>	<b>1728</b>	<b>1686</b>	<b>1690</b>

### Pleadings Assigned by District Year to Date

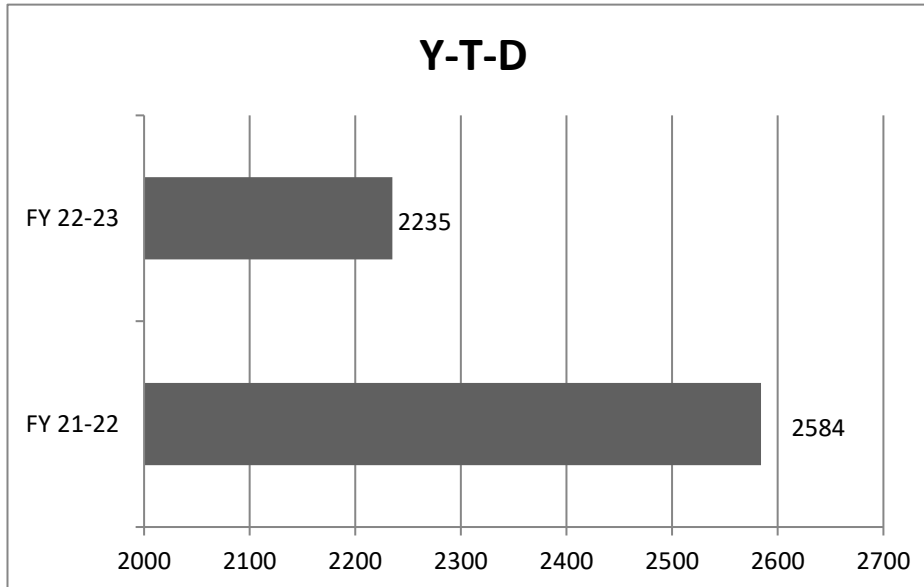


**Judicial Department Statistical Report  
Statistics For Fiscal Year 2022-2023**

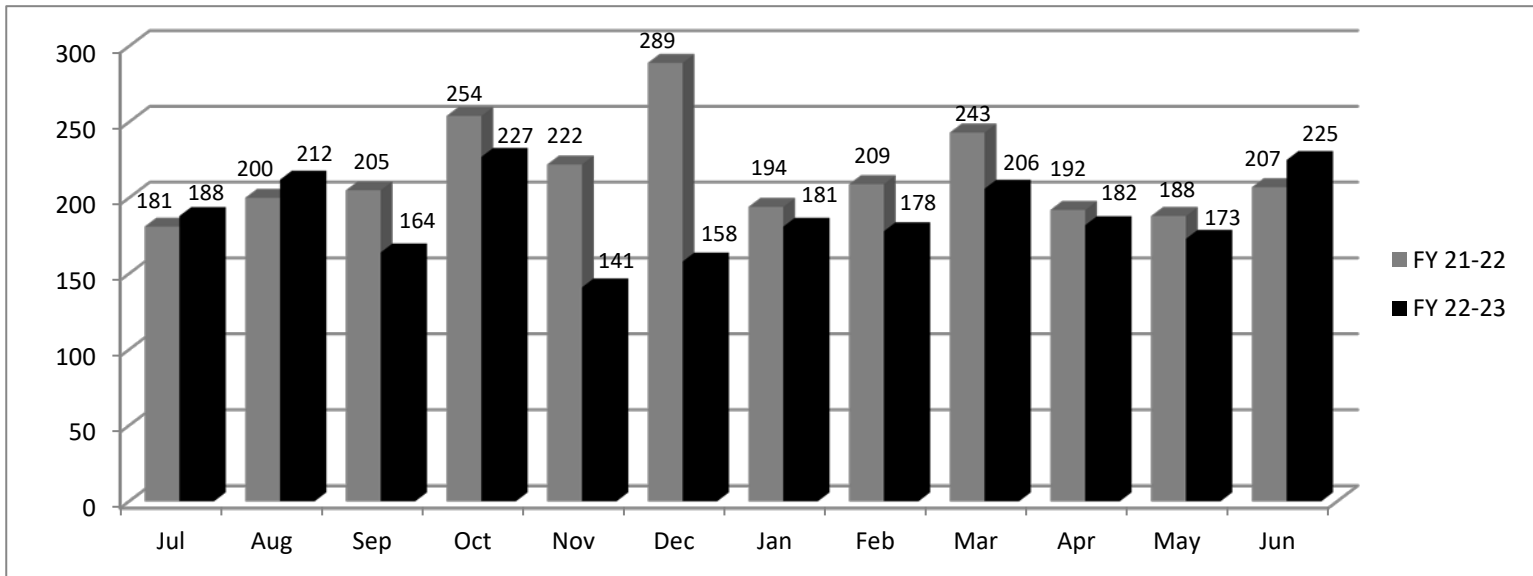
	July	Aug	Sept	Oct	Nov	Dec	Jan	Feb	March	April	May	June	Totals YTD 2022-2023	Totals YTD 2021-2022	% Diff from prev year
Claimant Pleadings	612	586	510	590	546	475	507	504	651	539	521	645	6,686	6304	6%
Defense Response to Pleadings	474	495	439	397	536	373	439	335	539	436	459	499	5,421	5188	4%
Defense Pleadings	223	301	200	263	253	224	266	241	310	222	263	306	3,072	3256	-6%
Motions	104	130	112	111	98	96	115	105	118	96	122	84	1,291	1351	-4%
Form 30	11	7	9	5	8	6	7	12	11	15	3	18	112	162	-31%
FC Hearings Held	4	8	10	9	7	6	5	4	4	6	6	3	72	96	-25%
FC Orders Served	8	6	11	9	10	6	20	9	10	8	5	10	112	133	-16%
Single Comm. Hearings Held	31	52	57	67	40	46	48	55	52	45	57	62	612	662	-8%
Single Comm. Orders Served	160	182	183	216	167	191	217	200	237	202	185	196	2,336	2242	4%
Single Comm. Pre-Hearing Conf Held	20	31	6	19	11	11	8	20	29	23	9	18	205	172	19%
Consent Orders	261	230	318	281	287	266	353	352	355	242	258	276	3,479	3001	16%
Administrative Orders	2	23	15	8	13	9	18	12	12	4	6	5	127	132	-4%
Clincher Conference Requested	122	149	144	125	130	140	143	124	200	140	167	140	1,724	1635	5%
Informal Conference Requested	222	267	242	234	212	211	285	198	277	201	316	267	2,932	3088	-5%
Informal Conference Conducted	188	212	164	227	141	158	181	178	206	182	173	225	2,235	2584	-14%
Regulatory Mediations	27	39	29	34	37	30	30	18	33	25	38	34	374	342	9%
Requested Mediations	47	67	55	53	46	41	72	64	69	50	60	68	692	608	14%
Ordered Mediations	1	0	0	0	0	2	1	0	0	1	0	0	5	3	100%
Mediation Resolved	39	60	33	49	61	57	55	22	75	50	62	82	645	576	12%
Mediation Impasse	8	12	8	11	16	19	15	14	17	10	14	12	156	182	-14%
Mediation Held; Issues Pending	0	0	2	0	0	0	1	0	1	0	0	2	6	12	0%
Claim Settled Prior to Mediation	6	9	10	12	7	11	13	6	15	10	6	13	118	113	4%
Mediation Not Complete in 60 days	2	6	3	2	1	1	1	0	1	2	0	2	21	27	-22%

**Informal Conf. Conducted**

	FY 21-22	FY 22-23
Jul	181	188
Aug	200	212
Sep	205	164
Oct	254	227
Nov	222	141
Dec	289	158
Jan	194	181
Feb	209	178
Mar	243	206
Apr	192	182
May	188	173
Jun	207	225
<b>Total</b>	<b>2584</b>	<b>2235</b>

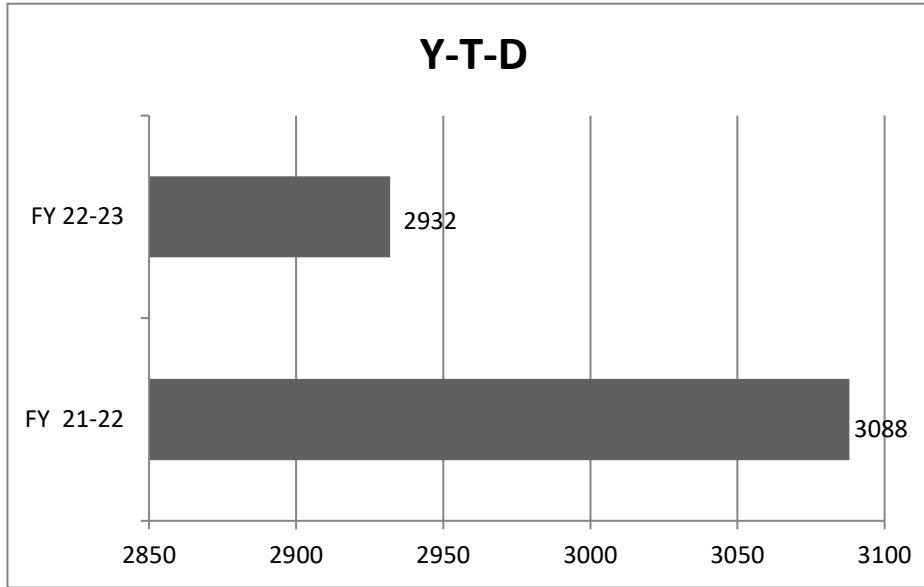


	FY 21-22	FY 22-23
<b>Y-T-D</b>	<b>2584</b>	<b>2235</b>

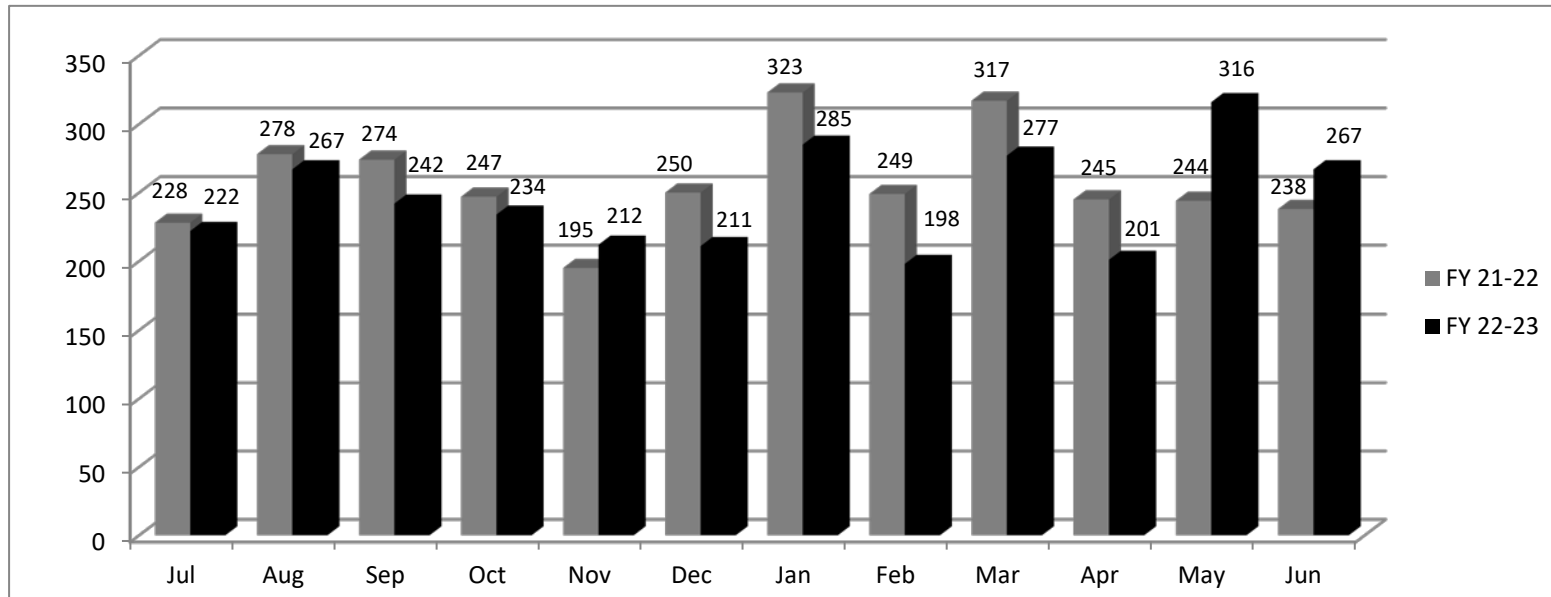


**Informal Conf. Requested**

	FY 21-22	FY 22-23
Jul	228	222
Aug	278	267
Sep	274	242
Oct	247	234
Nov	195	212
Dec	250	211
Jan	323	285
Feb	249	198
Mar	317	277
Apr	245	201
May	244	316
Jun	238	267
<b>Total</b>	<b>3088</b>	<b>2932</b>



Y-T-D	FY 21-22	FY 22-23
	<b>3088</b>	<b>2932</b>



**TAB 8**

No report submitted at the time of publication.

# TAB 9



# *State of South Carolina*



## *Workers' Compensation Commission*

### **Executive Director's Report July 17, 2023**

#### **Meetings/Activities – June**

The Executive Director participated in the House Legislative Oversight Presentation on June 6; participated in a presentation to the State Chamber of Commerce's meeting of the General Counsel committee; 4 meetings regarding the IT Legacy System Modernization project; and an event sponsored by the SC Employers' Advocates Association.

#### **Constituent /Public Information Services**

For the month of June, the Executive Director's and the General Counsel's offices had 122 contacts with stakeholders.

#### **Financial Transactions Activity**

During the month of June, the Director's office processed and approved (8) 16 travel expense reports, 120 invoices and 52 deposits for DOA to process in the SCIES system.

#### **SCWCC Stakeholder Electronic Distribution List**

For the month of June, the Office had twenty-two (22) additions to the email distribution list.

#### **Advisory Notices**

During the month of June, the office posted three (3) notices on the Commission's website and emailed it to the distribution list.

**TAB 10**

# State of South Carolina

1333 Main Street, 5<sup>th</sup> Floor  
P.O. Box 1715  
Columbia, S.C. 29202-1715



TEL: (803) 737-5700  
www.wcc.sc.gov

## Workers' Compensation Commission

### MEMORANDUM

**TO: COMMISSIONERS**

**FROM: Gary Cannon, Executive Director**

**DATE: July 11, 2023**

**RE: FINANCIAL REPORT – FY Period ending June 30, 2023**

Attached is the Budget vs. Actual Report for the General Fund and Earmarked Fund for the fiscal year period ending May 31, 2023. The benchmark for this period is 100%.

#### Expenditures – General Fund

The expenditures for the General Fund are on pages 1-2 of the attached report "Budget vs. Actual Report FY2023. The year-to-day expenditures in the General Fund (10010000) for this period is \$2,701,043 or 94% of the budget. Page 3 and 4 reflects the balances of funds appropriated by the General Assembly for the IT System Modernization Project.

#### Expenditures – Earmarked Fund

The Earmarked Fund (38440000) financials begin on page 7 with the total expenditures found on page 13. The total expenditures for this period are \$4,133,635 which is 74% of budget.

#### Revenues – Earmarked

The Commission posted \$2,813,124 in Earmarked Fund operating revenues for this period, which is 89% of the amount budgeted for the year. Accounts with shortfalls in the revenues collected will be covered transfers from the Self-Insurance Taxes collected and retained by the Commission.

#### Self-Insurance Tax Funds

The amount budgeted from the Self-Insurance Tax for the Commission is \$2,500,000. The current YTD Revenue, \$5,170,2561. We are authorized to retain 50% of the collections.

**South Carolina Workers' Compensation Commission**  
**Budget vs. Actual Report**  
**FY 2023 As of 6/30/2023**  
**100% of year elapsed**

**Fund 10010000 - GENERAL FUND - Operating Items**

**Administration**

Commitment Item	Commitment Item Description	Current Budget	YTD Expenditures	% Used	Commitments	Remaining Balance
501015	DIRECTOR	146,418	146,417	100%		1
501058	CLASSIFIED POS	13,000	11,375	88%		1,625
501070	OTH PERS SVC	8,500	7,320	86%		1,180
512001	OTHER OPERATING	122,836				
5050010000	IN ST-MEALS-NON-REP		230			
5050020000	IN ST-LODGING		1,421			
5050041000	HR-IN ST-AUTO MILES		729			
5050060000	IN ST-MISC TR EXP		196			
Total OTHER OPERATING:		122,836	2,576	2%	0	120,260
<b>Total Administration:</b>		<b>290,754</b>	<b>167,688</b>	<b>58%</b>	<b>0</b>	<b>123,066</b>

**Claims**

Commitment Item	Commitment Item Description	Current Budget	YTD Expenditures	% Used	Commitments	Remaining Balance
501058	CLASSIFIED POS	85,056	85,056	100%		0
501070	OTH PERS SVC	1,500	1,500	100%		0
<b>Total Claims:</b>		<b>86,556</b>	<b>86,556</b>	<b>100%</b>	<b>0</b>	<b>0</b>

**Commissioners**

Commitment Item	Commitment Item Description	Current Budget	YTD Expenditures	% Used	Commitments	Remaining Balance
501026	CHAIRMAN	177,426	177,425	100%		1
501033	COMMISSIONER	1,064,003	1,064,003	100%	0	0
501050	TAXABLE SUBS	71,658	71,658	100%		0
501058	CLASSIFIED POS	373,421	365,608	98%		7,813
501070	OTH PERS SVC	23,000	20,707	90%		2,293
<b>Total Commissioners:</b>		<b>1,709,508</b>	<b>1,699,400</b>	<b>99%</b>	<b>0</b>	<b>10,108</b>

**South Carolina Workers' Compensation Commission**  
**Budget vs. Actual Report**  
**FY 2023 As of 6/30/2023**  
**100% of year elapsed**

**Fund 10010000 - GENERAL FUND - Operating Items**

**Insurance & Medical**

Commitment Item	Commitment Item Description	Current Budget	YTD Expenditures	% Used	Commitments	Remaining Balance
501058	CLASSIFIED POS	32,306	16,939	52%		15,367
<b>Total Insurance &amp; Medical:</b>		<b>32,306</b>	<b>16,939</b>	<b>52%</b>		<b>15,367</b>

**Judicial**

Commitment Item	Commitment Item Description	Current Budget	YTD Expenditures	% Used	Commitments	Remaining Balance
512001	OTHER OPERATING	31,158				
5030070000	POSTAGE		4,000			
Total OTHER OPERATING:		31,158	4,000	13%	0	27,158
<b>Total Judicial:</b>		<b>31,158</b>	<b>4,000</b>	<b>13%</b>	<b>0</b>	<b>27,158</b>

**Employer Contributions**

Commitment Item	Commitment Item Description	Current Budget	YTD Expenditures	% Used	Commitments	Remaining Balance
513000	EMPLOYER CONTRIB	726,460	726,460	100%		0
<b>Total Employer Contributions:</b>		<b>726,460</b>	<b>726,460</b>	<b>100%</b>		<b>0</b>

<b>Total GENERAL FUND - Operating Items:</b>		<b>2,876,742</b>	<b>2,701,043</b>	<b>94%</b>	<b>0</b>	<b>175,699</b>
--	--	------------------	------------------	------------	----------	----------------

**South Carolina Workers' Compensation Commission**  
**Budget vs. Actual Report**  
**FY 2023 As of 6/30/2023**  
**100% of year elapsed**

**Fund 10010000 - GENERAL FUND - Special Items**

**IT System Project**

Commitment Item	Commitment Item Description	Current Budget	YTD Expenditures	% Used	Commitments	Remaining Balance
561000	Special Item	1,695,084				1,695,084
<b>Total IT System Project:</b>		<b>1,695,084</b>				<b>1,695,084</b>

<b>Total GENERAL FUND - Special Items:</b>		<b>1,695,084</b>				<b>1,695,084</b>
--	--	------------------	--	--	--	------------------

**South Carolina Workers' Compensation Commission**  
**Budget vs. Actual Report**  
**FY 2023 As of 6/30/2023**  
**100% of year elapsed**

**Fund 10050023 - GF-NONRECUR APROP-23 - Special Items**

**IT System Project**

<b>Commitment Item</b>	<b>Commitment Item Description</b>	<b>Current Budget</b>	<b>YTD Expenditures</b>	<b>% Used</b>	<b>Commitments</b>	<b>Remaining Balance</b>
561000	Special Item	5,000,000				5,000,000
<b>Total IT System Project:</b>		<b>5,000,000</b>				<b>5,000,000</b>
<b>Total GF-NONRECUR APROP-23 - Special</b>		<b>5,000,000</b>				<b>5,000,000</b>

**South Carolina Workers' Compensation Commission**  
**Budget vs. Actual Report**  
**FY 2023 As of 6/30/2023**  
**100% of year elapsed**

**Fund 31C30000 - COVID-19 RESP RESERV**

**Administration**

Commitment Item	Commitment Item Description	Current Budget	YTD Expenditures	% Used	Commitments	Remaining Balance
512001	OTHER OPERATING	35,726				
	Total OTHER OPERATING:	35,726				35,726
<b>Total Administration:</b>		<b>35,726</b>				<b>35,726</b>

**Inform. services**

Commitment Item	Commitment Item Description	Current Budget	YTD Expenditures	% Used	Commitments	Remaining Balance
5020050000	PHOTO & VISUAL SVCS		12,695			
5030050000	PHOTO & VISUAL SUPP		23,031			
	Total OTHER OPERATING:		35,726		0	-35,726
<b>Total Inform. services:</b>			<b>35,726</b>		<b>0</b>	<b>-35,726</b>

<b>Total COVID-19 RESP RESERV:</b>		<b>35,726</b>	<b>35,726</b>	<b>100%</b>	<b>0</b>	<b>0</b>
------------------------------------	--	---------------	---------------	-------------	----------	----------



**South Carolina Workers' Compensation Commission**  
**Budget vs. Actual Report**  
**FY 2023 As of 6/30/2023**  
**100% of year elapsed**

**Fund 38410000 - SALE OF PUBLIC**

**Commissioners**

Commitment Item	Commitment Item Description	Current Budget	YTD Expenditures	% Used	Commitments	Remaining Balance
<b>Total Commissioners:</b>					<b>0</b>	<b>0</b>
<b>Total SALE OF PUBLIC:</b>					<b>0</b>	<b>0</b>

**South Carolina Workers' Compensation Commission**  
**Budget vs. Actual Report**  
**FY 2023 As of 6/30/2023**  
**100% of year elapsed**

**Fund 38440000 - EARMARKED FUND**

**Administration**

Commitment Item	Commitment Item Description	Current Budget	YTD Expenditures	% Used	Commitments	Remaining Balance
501058	CLASSIFIED POS	791,985	212,143	27%		579,842
501070	OTH PERS SVC	41,000	9,000	22%		32,000
512001	OTHER OPERATING	2,168,471				
5020030000	PRINT / BIND / ADV		3,142			
5020077100	SERVICES- APP SUP		79,425		33,975	
5020077160	SERVICES- MGT ADMN		48			
5020077220	SERVICES- VOICENET		4,054		20,833	
5020077240	DP SERVICES – STATE		248,570			
5020080000	FREIGHT EXPRESS DELV		138			
5020120000	CELLULAR PHONE SVCS		24			
5021010000	LEGAL SERVICES		113			
5021010003	LEGAL SRV-TRANSCRIPT		548			
5021010004	LEGAL SRV-WITNESS FE		22,344			
5021020000	ATTORNEY FEES		21,443			
5021330003	CONTR-STATE		39,000			
5021450000	MOTOR VEHICLE SVCS		59			
5021470000	LAUNDRY SERVICES		28			
5021479202	CARPET MAINTENANCE		2,000			
5021490000	AUDIT ACCT FINANCE		118			
5021530000	CATERED MEALS		6,372			
5021540000	NON-IT OTHER PRO SRV		355			
5021540001	PROF SRV-LANG INTER		112		122	
5021570000	CONTRACTUAL SERVICES		14			
5024990000	OTH CNT-NON-IT & REA		3,000			
5030010000	OFFICE SUPPLIES		18,629			
5030010004	SUBSCRIPTIONS		17,496			
5030030000	PRINTED ITEMS		4,164			
5030067100	EQUIP&SUPP- APP SUP		-364			
5030067101	PRGM LIC - APP SUPP		105,605		35,640	
5030067110	EQUIP&SUPP- DATA NET		3,775			
5030067141	PLM- ITSD		9,590			
5030067170	EQUIP&SUPP- PRINT EU		8,114			

**South Carolina Workers' Compensation Commission**  
**Budget vs. Actual Report**  
**FY 2023 As of 6/30/2023**  
**100% of year elapsed**

**Fund 38440000 - EARMARKED FUND**

5030067201	PLM- SERVERS		19,447		
5030070000	POSTAGE		215		
5031010001	FURNISHINGS		2,259		
5031479203	JANITORIAL SUPPLIES		703		
5031510006	MV TAGS TITLES REGS		33		
5032410000	MED/SCIENT/LAB SUPP		125		
5032820000	INSTRUCTIONAL MAT		582		
5033030000	PROMOTIONAL SUPPLIES		24		
5033090000	EMPLOYEE RECOG AWARD		1,103		
5033140002	CREDENTIAL SUPPLIES		65		
5033990000	OTHER SUPPLIES		225		
5040050000	CONTNGNT REN NON-IT		-33		
5040060000	ST RENT-NON ST BLDG			6,087	
5040070000	RENT-ST OWN RL PROP		120		
5040490000	LSE-LOW VAL OTHER		276		
5040490002	RENT-OTH-ROOM&VID		1,107		
5040490003	RENT PO BOX		1,646		
5040490009	RENT PARKING		27,830	395	
5040510000	INSURANCE-STATE		5,225		
5041010000	DUES & MEMBER FEES		6,034		
5041020000	FEES AND FINES		202	20	
5041020001	FF - BACKGRD CK		104		
5041840000	LEASE BLDG PRINCIPAL		380,474	4,838	
5041850000	LEASE BLDG INTEREST		36,760	55	
5050010000	IN ST-MEALS-NON-REP		703		
5050020000	IN ST-LODGING		3,400		
5050031000	HR-IN ST-AIR TRANS		957		
5050041000	HR-IN ST-AUTO MILES		2,188		
5050050000	IN ST-OTHER TRANS		345		
5050060000	IN ST-MISC TR EXP		418		
5050070000	TRNG-IN-ST REG FEES		15		
5050510000	OUT ST-MEALS-NON-REP		220		
5050570000	TRNG-OUT-ST REG FEE		5,430		
5051520000	REPORTABLE MEALS		37		
5051540000	LEASED CAR-ST OWNED		40,168		

**South Carolina Workers' Compensation Commission**  
**Budget vs. Actual Report**  
**FY 2023 As of 6/30/2023**  
**100% of year elapsed**

**Fund 38440000 - EARMARKED FUND**

5140010000	INDM CLAIMS & AWARDS		106,910			
Total OTHER OPERATING:		2,168,471	1,243,236	57%	101,965	823,270
<b>Total Administration:</b>		<b>3,001,456</b>	<b>1,464,378</b>	<b>49%</b>	<b>101,965</b>	<b>1,435,113</b>

**Inform. services**

Commitment Item	Commitment Item Description	Current Budget	YTD Expenditures	% Used	Commitments	Remaining Balance
501058	CLASSIFIED POS		351,909			-351,909
501070	OTH PERS SVC		7,500			-7,500
5020050000	PHOTO & VISUAL SVCS		-33,256		1,200	
5020077100	SERVICES- APP SUP		825		72,117	
5020077200	SERVICES- SERVERS		643			
5020077220	SERVICES- VOICENET		9,652		16,946	
5021469316	SECURITY ALARM SRVC		2,713			
5030050000	PHOTO & VISUAL SUPP		0		1,939	
5030067130	EQUIP&SUPP- EUC		16,345			
5030067170	EQUIP&SUPP- PRINT EU				3,660	
5040057000	CONTINGNT RENT - IT		3,091			
5050020000	IN ST-LODGING		504			
5050041000	HR-IN ST-AUTO MILES		414			
5050510000	OUT ST-MEALS-NON-REP		195			
5050520000	OUT ST-LODGING		1,125			
5050541000	HR-OUT ST-AUTO MILES		660			
5050560000	OUT ST-MISC TR EXPEN		144			
5060322000	TV/Radio Eq Acq (MA)				8,646	
5060325000	Other Eq Acq (MA)		33,256			
Total OTHER OPERATING:			36,312		104,507	-140,819
<b>Total Inform. services:</b>			<b>395,721</b>		<b>104,507</b>	<b>-500,228</b>

**South Carolina Workers' Compensation Commission**  
**Budget vs. Actual Report**  
**FY 2023 As of 6/30/2023**  
**100% of year elapsed**

**Fund 38440000 - EARMARKED FUND**

**Litigation - it proj**

Commitment Item	Commitment Item Description	Current Budget	YTD Expenditures	% Used	Commitments	Remaining Balance
512001	OTHER OPERATING	35,000				
	Total OTHER OPERATING:	35,000				35,000
<b>Total Litigation - it proj:</b>		<b>35,000</b>				<b>35,000</b>

**Claims**

Commitment Item	Commitment Item Description	Current Budget	YTD Expenditures	% Used	Commitments	Remaining Balance
501058	CLASSIFIED POS	280,850	200,302	71%		80,548
501070	OTH PERS SVC	15,000	14,935	100%		65
512001	OTHER OPERATING	17,515				
5040510000	INSURANCE-STATE		2,613			
5050020000	IN ST-LODGING		504			
5050041000	HR-IN ST-AUTO MILES		196			
	Total OTHER OPERATING:	17,515	3,313	19%	0	14,201
<b>Total Claims:</b>		<b>313,365</b>	<b>218,550</b>	<b>70%</b>	<b>0</b>	<b>94,815</b>

**South Carolina Workers' Compensation Commission**  
**Budget vs. Actual Report**  
**FY 2023 As of 6/30/2023**  
**100% of year elapsed**

**Fund 38440000 - EARMARKED FUND**

**Commissioners**

Commitment Item	Commitment Item Description	Current Budget	YTD Expenditures	% Used	Commitments	Remaining Balance
501050	TAXABLE SUBS	70,000				70,000
512001	OTHER OPERATING	242,885				
5020120000	CELLULAR PHONE SVCS		25,833			
5021010003	LEGAL SRV-TRANSCRIPT		4,101			
5021010005	LEGAL SRV-REPORTER		137,211			
5021410000	EDUC & TRNG-STATE		75			
5030067130	EQUIP&SUPP- EUC		4,774			
5040510000	INSURANCE-STATE		15,385			
5041020000	FEES AND FINES		75			
5050010000	IN ST-MEALS-NON-REP		1,615			
5050020000	IN ST-LODGING		8,013		-	
5050031000	HR-IN ST-AIR TRANS		1,130			
5050041000	HR-IN ST-AUTO MILES		28,642			
5050050000	IN ST-OTHER TRANS		140			
5050060000	IN ST-MISC TR EXP		663			
5050080000	IN ST-SUBSIST ALLOW		7,771			
5050510000	OUT ST-MEALS-NON-REP		400			
5050520000	OUT ST-LODGING		1,607			
5050531000	HR-OUT ST-AIR TRANS		1,524			
5050541000	HR-OUT ST-AUTO MILES		53			
5050560000	OUT ST-MISC TR EXPEN		480			
<b>Total OTHER OPERATING:</b>		<b>242,885</b>	<b>239,491</b>	<b>99%</b>	<b>0</b>	<b>3,395</b>
<b>Total Commissioners:</b>		<b>312,885</b>	<b>239,491</b>	<b>77%</b>	<b>0</b>	<b>73,395</b>

**South Carolina Workers' Compensation Commission**  
**Budget vs. Actual Report**  
**FY 2023 As of 6/30/2023**  
**100% of year elapsed**

**Fund 38440000 - EARMARKED FUND**

**Insurance & Medical**

Commitment Item	Commitment Item Description	Current Budget	YTD Expenditures	% Used	Commitments	Remaining Balance
501058	CLASSIFIED POS	459,463	420,921	92%		38,542
501070	OTH PERS SVC	22,881	14,935	65%		7,946
512001	OTHER OPERATING	54,500				
5020080000	FREIGHT EXPRESS DELV		177			
5021540000	NON-IT OTHER PRO SRV		2,440			
5024990000	OTH CNT-NON-IT & REA		1,010			
5030010000	OFFICE SUPPLIES		1,191			
5030010004	SUBSCRIPTIONS		18,000			
5040510000	INSURANCE-STATE		3,193			
5050010000	IN ST-MEALS-NON-REP		706			
5050020000	IN ST-LODGING		4,227			
5050031000	HR-IN ST-AIR TRANS		1,533			
5050041000	HR-IN ST-AUTO MILES		955			
5050050000	IN ST-OTHER TRANS		618			
5050060000	IN ST-MISC TR EXP		400			
5050510000	OUT ST-MEALS-NON-REP		130			
5050520000	OUT ST-LODGING		1,743			
5050531000	HR-OUT ST-AIR TRANS		930			
5050541000	HR-OUT ST-AUTO MILES		100			
5050550000	OUT ST-OTHER TRANS		808			
5050560000	OUT ST-MISC TR EXPEN		280			
5050570000	TRNG-OUT-ST REG FEE		45			
5140010000	INDM CLAIMS & AWARDS		5,651			
Total OTHER OPERATING:		54,500	44,136	81%	0	10,364
<b>Total Insurance &amp; Medical:</b>		<b>536,844</b>	<b>479,992</b>	<b>89%</b>	<b>0</b>	<b>56,852</b>

**South Carolina Workers' Compensation Commission**  
**Budget vs. Actual Report**  
**FY 2023 As of 6/30/2023**  
**100% of year elapsed**

**Fund 38440000 - EARMARKED FUND**

**Judicial**

Commitment Item	Commitment Item Description	Current Budget	YTD Expenditures	% Used	Commitments	Remaining Balance
501058	CLASSIFIED POS	500,000	487,054	97%		12,946
501070	OTH PERS SVC	75,000	52,984	71%		22,016
512001	OTHER OPERATING	30,000				
5020010000	OFFICE EQUIP SERVICE		1,719			
5021020000	ATTORNEY FEES		-36			
5030070000	POSTAGE		24,000			
5040490008	RENT POSTAGE EQUIP		575			
5040510000	INSURANCE-STATE		2,613			
5050010000	IN ST-MEALS-NON-REP		81			
5050020000	IN ST-LODGING		504			
5050041000	HR-IN ST-AUTO MILES		393			
5050570000	TRNG-OUT-ST REG FEE		56			
Total OTHER OPERATING:		30,000	29,905	100%	0	95
<b>Total Judicial:</b>		<b>605,000</b>	<b>569,943</b>	<b>94%</b>	<b>0</b>	<b>35,057</b>

**Employer Contributions**

Commitment Item	Commitment Item Description	Current Budget	YTD Expenditures	% Used	Commitments	Remaining Balance
513000	EMPLOYER CONTRIB	767,568	765,559	100%	0	2,009
<b>Total Employer Contributions:</b>		<b>767,568</b>	<b>765,559</b>	<b>100%</b>	<b>0</b>	<b>2,009</b>

<b>Total EARMARKED FUND:</b>		<b>5,572,119</b>	<b>4,133,635</b>	<b>74%</b>	<b>206,472</b>	<b>1,232,012</b>
------------------------------	--	------------------	------------------	------------	----------------	------------------



**South Carolina Workers' Compensation Commission  
Commitments  
FY 2023 As of 6/30/2023**

**Fund 38440000 - EARMARKED FUND**

**Administration**

Commitment Item	Commitment Item Description	Vendor	Commitment
5020077100	SERVICES- APP SUP	PROGRESS SOFTWARE CORP	33,975
5020077220	SERVICES- VOICENET	NWN CORPORATION	20,833
5021540001	PROF SRV-LANG INTER	GLOBAL INTERPRETING NETWORK INC	122
5030067101	PRGM LIC - APP SUPP	INSURANCE SERVICES OFFICE INC	35,640
5040060000	ST RENT-NON ST BLDG	GALIUM 1333 MAIN LLC	6,087
5040490009	RENT PARKING	REPUBLIC PARKING SYSTEM INC	395
5041020000	FEES AND FINES	REPUBLIC PARKING SYSTEM INC	20
5041840000	LEASE BLDG PRINCIPAL	GALIUM 1333 MAIN LLC	4,838
5041850000	LEASE BLDG INTEREST	GALIUM 1333 MAIN LLC	55
<b>Total Administration:</b>			<b>101,965</b>

**Inform. services**

Commitment Item	Commitment Item Description	Vendor	Commitment
5020050000	PHOTO & VISUAL SVCS	SUMMIT SOLUTIONZ INC	1,200
5020077100	SERVICES- APP SUP	INSURANCE SERVICES OFFICE INC	62,640
5020077100	SERVICES- APP SUP	PROGRESS SOFTWARE CORP	9,477
5020077220	SERVICES- VOICENET	NWN CORPORATION	16,946
5030050000	PHOTO & VISUAL SUPP	SUMMIT SOLUTIONZ INC	1,939
5030067170	EQUIP&SUPP- PRINT EU	US INK AND TONER INC	3,660
5060322000	TV/Radio Eq Acq (MA)	SUMMIT SOLUTIONZ INC	8,646
<b>Total Inform. services:</b>			<b>104,507</b>

<b>Total EARMARKED FUND:</b>	<b>206,472</b>
------------------------------	----------------

Any items with vendor "Not assigned" are pending financial adjustments. Any commitment on the Budget vs. Actual Report that is missing from this list is a travel commitment.

**South Carolina Workers' Compensation Commission**  
**Earmarked Fund Revenues**  
**FY 2023 As of 6/30/2023**  
**100% of year elapsed**

Account	Acct No.	Budget	YTD Actual Revenue	% of Budget
WORKERS' COMPENSATION HEARING FEE	4110090000	1,091,322	1,118,750	103%
WORKERS COMP SELF INSURANCE APPLIC/	4160040000	26,555	2,127	8%
WORKERS COMPENSATION FILING VIOLATIC	4223030000	1,985,476	1,581,024	80%
PARKING FEE	4350040000	5,900	5,430	92%
WORKERS COMPENSATION AWARD REVIEW	4350140000	32,251	14,950	46%
TRAINING CONFERENCE REGISTRATION FEI	4380020000		1,200	
PHOTOCOPYING FEE	4380050000	25,300	66,610	263%
SALE OF SERVICES	4480020000		1,801	
SALE OF LISTINGS & LABELS	4480060000	4,187	1,015	24%
REFUND PRIOR YR EXPENDITURE	4520010000			
RETURNED CHECKS	4530010000		(50)	
ADJUSTMENT TO AGENCY DEPOSITS	4530020000		(50)	
MISCELLANEOUS REVENUE	4530030000		31,174	
REFUND PRIOR YR REVENUE	4890450000		(10,857)	
<b>Total Revenues</b>		<b>3,170,991</b>	<b>2,813,124</b>	<b>89%</b>

<b>Self Insurance Tax</b>		<b>2,500,000</b>	<b>5,170,256</b>	<b>207%</b>
---------------------------	--	------------------	------------------	-------------

<b>Total</b>		<b>5,670,991</b>	<b>7,983,380</b>	<b>141%</b>
--------------	--	------------------	------------------	-------------

**TAB 11**

# State of South Carolina

1333 Main St, Suite 500  
P.O. Box 1715  
Columbia, S.C. 29202-1715



Tel: (803) 737-5700  
Fax: (803) 737-1258  
www.wcc.sc.gov

## Workers' Compensation Commission

### MEMORANDUM

**TO: COMMISSIONERS**

**FROM: Gary Cannon, Executive Director**

**DATE: July 17, 2023**

**RE: Updates to the Commission Court Reporter and Translator Policies**

On March 15, 2023, the South Carolina Supreme Court amended Rule 607 of the South Carolina Appellate Court Rules updating, among other things, the court reporter recording retention practices for the Circuit and Family Courts. According to the amended rule, a court reporter must retain the primary backup recordings of a proceeding for at least five (5) years after the date of the proceeding. If a transcript of the proceeding has been requested and sent to the requesting party, the court reporter must retain the primary and back up recordings for at least one (1) year but not longer than five (5) years. *See* Rule 607, SCACR (as amended).

Though the Commission is not required to follow the South Carolina Appellate Court Rules, it has historically viewed the overall structure and changes to the rule as instructive in setting its policies. The attached is a draft of proposed amendments to the Commission's Use of Court Reporter Services Policy to conform the Commission's practices with respect to recordings of proceedings with those followed by the Circuit and Family Courts.

In addition, on May 18, 2023, the South Carolina Court Administration updated its Court Interpreter Cancellation Policy. The current Commission Advisory Guidelines for the Use of Translators/ Interpreters do not address the cancellation of services. The attached is a draft of proposed amendments to the Commission's policy that adapts the changes implemented by the Court encouraging parties to notify the translator or interpreter as soon as possible regarding any cancellations of services and to independently resolve any fees that may be due as a result if the cancellation according to their independent agreements. The amendment cites the South Carolina Judicial Department Form 261A as instructive for best practices regarding the cancellation of services. *See* SCCA 261A for the full Court Administration Policy.

