

A G E N D A

SOUTH CAROLINA WORKERS' COMPENSATION COMMISSION

1333 Main Street, 5th Floor
Columbia, South Carolina 29201

October 12, 2020, 10:30 a.m.

The meeting will be conducted electronically via Zoom with the Commissioners participating from different locations. The meeting agenda was posted prior to the meeting and proper advance notice was made in compliance with requirements in the Freedom of Information Act. Individuals who want to attend the meeting may do so by contacting Gary M. Cannon, Executive Director at GCannon@wcc.sc.gov.

- | | |
|---|---------------|
| 1. CALL TO ORDER | CHAIRMAN BECK |
| 2. APPROVAL OF AGENDA OF BUSINESS MEETING
OF OCTOBER 12, 2020 | CHAIRMAN BECK |
| 3. APPROVAL OF MINUTES OF THE BUSINESS MEETING
OF SEPTEMBER 21, 2020 (Tab 1) | CHAIRMAN BECK |
| 5. GENERAL ANNOUNCEMENTS | MR. CANNON |
| 6. APPLICATIONS FOR APPROVAL TO SELF-INSURE (Tab 2) | MS. BOGGS |
| 7. DEPARTMENT DIRECTORS' REPORTS
Human Resources (Tab 3) | MS. STUART |
| Information Services (Tab 4) | MS. SPRANG |
| Insurance and Medical Services (Tab 5) | MR. DUCOTE |
| Claims (Tab 6) | MS. SPANN |
| Judicial (Tab 7) | MS. BRACY |
| 8. DEPARTMENT OF VOCATIONAL REHABILITATION
Monthly Report (Tab 8) | MR. CANNON |
| 9. EXECUTIVE DIRECTOR'S REPORT (Tab 9) | MR. CANNON |
| 10. FINANCIAL REPORT (Tab 10) | MR. CANNON |
| 11. OLD BUSINESS | CHAIRMAN BECK |
| 12. NEW BUSINESS
2021 Commission Calendar | CHAIRMAN BECK |
| 13. ADJOURNMENT | CHAIRMAN BECK |

1	Approval of Minutes of the Business Meeting of September 21, 2020
2	Self-Insurance
3	Human Resources
4	Information Services
5	Insurance and Medical Services
6	Claims
7	Judicial
8	Vocational Rehabilitation
9	Executive Director's Report
10	Financial Report
11	2021 Commission Calendar

Tab 1

THE
SOUTH CAROLINA WORKERS'
COMPENSATION COMMISSION
MINUTES OF THE BUSINESS MEETING
September 21, 2020

A Business Meeting of the South Carolina Workers' Compensation Commission was conducted electronically via ZOOM on Monday, September 21, 2020 at 10:30 AM. The meeting agenda was posted prior to the meeting and proper advance notice was made in compliance with requirements in the Freedom of Information Act. The following Commissioners participated electronically via ZOOM from different locations:

T. SCOTT BECK, CHAIRMAN
SUSAN S. BARDEN, VICE CHAIR
R. MICHAEL CAMPBELL, II, COMMISSIONER
MELODY L. JAMES, COMMISSIONER
GENE MCCASKILL, COMMISSIONER
AISHA TAYLOR, COMMISSIONER
AVERY B. WILKERSON, JR., COMMISSIONER

Also participating electronically from different locations via ZOOM were: Gary Cannon, Executive Director; Keith Roberts, General Counsel; Sandee Sprang, Information Technology Director; Amy Bracy, Judicial Director; Wayne Ducote; Insurance & Medical Services, Claims Director; Emillie Boggs, Self-Insurance Director; David Durant, Attorney; Jack Woods Legal Extern; Amy Proveaux, Executive Assistant and Bonnie Anzelmo of Injured Workers Advocates.

Chairman Beck called the meeting to order at 10:38 AM.

AGENDA

Commissioner Barden moved that the agenda be approved. Commissioner McCaskill seconded the motion, and the motion was approved.

APPROVAL OF MINUTES – BUSINESS MEETING OF AUGUST 10, 2020

Commissioner Barden moved that the minutes of the Business Meeting of August 10, 2020, be approved. Commissioner Taylor seconded the motion, and the motion was approved.

GENERAL ANNOUNCEMENTS

No general announcements

APPLICATIONS FOR APPROVAL TO SELF-INSURE

Self-insurance applications were presented by Emillie Boggs, Self-Insurance Director. Thirteen (13) prospective members of two (2) funds was presented to the Commission for approval.

New Applications:

Palmetto Timber Fund

Tyrike Logging, LLC

South Carolina Home Builders SIF

Benchmark Construction & Investments LLC

Buckley Green Construction Inc.

Capital Construction of SC LLC

Dave Hawk L.L.C.

Edwin's Lawn Care L.L.C.

Leigh Payton

McBreairty Construction LLC

Palm Coast Contractors Inc

Pool Medic, LLC

Sidney D Alexander DBA Elite Concrete Furnishing

Versco Commercial Cleaning, LLC

Wayne Harris

After examination of the applications, it was determined that each complied with the Commission's requirements and each was recommended for approval. Commissioner Wilkerson made a motion to approve all members and both funds applications to self-insure, and Commissioner Campbell seconded the motion. The motion was approved.

DEPARTMENT DIRECTORS' REPORTS

The Department Directors submitted to the Commission in written form and included in the minutes.

Commissioner Taylor asked a few questions about the current vacancies within the agency. There was discussion.

No further questions, concerns, or comments were made by the Commission.

VOCATIONAL REHABILITATION

Mr. Cannon gave a brief overview of the report provided by Vocational Rehabilitation.

EXECUTIVE DIRECTOR'S REPORT

Gary Cannon, Executive Director, submitted his to the Commission in written form. There were no questions from Commission.

ADMINISTRATION – FINANCIAL REPORT

Gary Cannon Executive Director Submitted his report to the Commission in written form. Director Cannon presented the highlights from his report for the month of August.

OLD BUSINESS

No new business

NEW BUSINESS

No new business

ADJOURNMENT

Commissioner Barden made the motion to adjourn. Commissioner Campbell seconded the motion, and the motion was approved.

The September 21, 2020, meeting of the South Carolina Workers' Compensation Commission adjourned at 10:43 a.m.

Reported October 7, 2020
Amy Proveaux
Office of the Executive Director

Tab 2

Tab 3

State of South Carolina

1333 Main Street, 5th Floor
P.O. Box 1715
Columbia, S.C. 29202-1715



TEL: (803) 737-5700
FAX: (803) 737-5764

Workers' Compensation Commission

TO: Gary Cannon

FROM: Alexa Stuart

DATE: October 2, 2020

SUBJECT: Monthly Human Resources Report for October 2020 Business Meeting

This report summarizes the activities of Human Resources during the month of September 2020.

In August the Commission had 51 full time employees. We have 1 part-time employee. And, we have 3 summer legal interns.

- **New Hires:** One
- **Separations or Retirements:** One
- **Leaves:** None

I met with management several times on staffing issues.

In September, I prepared for communicating insurance open enrollment in October and it will continue until the end of October.

We sent 19 "All Agency" emails during the month. In SCEIS, I had 6 SCEIS transactions. Responded to benefit questions and made changes. Payroll and time reports were run as scheduled. We processed 7 travel in the month of August.

We had no building issues and only 1 parking issue with our parking invoice. We are awaiting a revised invoice in order to make payment.

Since March 23rd, I have been reporting to the State HR department data regarding who was working onsite, telecommuting, and taking leave. This is done daily. For the month of September, we had an average of 19 employees working onsite, 30 employees working from home and average of 2 employees taking leave.

Continued to obtain maintain the necessary PPE to safely work onsite. We installed plexiglass over the receptionist area for her protection. We purchased a desk top divider for interviewing and meeting face to face with our stakeholders.

I continued to track employees work activities from home. Once a week, I receive lists of the daily activities of those working from home. I take that data, summarize daily activities into a weekly summary by employee and add it to a spreadsheet for management's review.

I am working with IMS Director to find replacements for the 2 program coordinator vacancies. We posted the positions on the State Career Website. It ran until 5 p.m. October 1, 2020. We had 1106 hits and 80 to apply. From the 80 we selected 6 candidates to interview. We were pleased with the interviews and recommended 5 to speak with the Executive Director, Chairman, and IMS Director for a second interview.

Tab 4

State of South Carolina

1333 Main St, Suite 500
P.O. Box 1715
Columbia, S.C. 29202-1715



Tel: (803) 737-5700
Fax: (803) 737-1258
www.wcc.sc.gov

Workers' Compensation Commission

To: Gary Cannon
SCWCC Executive Director
From: Sandee Sprang, IT Director
Date: October 7, 2020
Subject: IT Department September 2020 Full Commission Report

This report summarizes the activities and accomplishments of departmental projects and initiatives for the IT department during September 2020.

I. Systems Operations, Maintenance and Support

EDI

We are continuing to convert all EDI trading partner accounts to a new server with enhanced security. The team worked with multiple EDI Trading Partners identify specific reasons for data rejections on Claims and POC submissions. We continue our participation in IAIABC conference calls for: Jurisdictions Only meetings, EDI Claims Committee and the XML Taskforces.

Progress

Duane developed a new process to correct or cancel erroneous payment and invoice entries and he made some additional enhancements to the Appeal Notice program. Liz generated X-files for the Compliance department and continues her work to map the new DEW data into our current interface.

Systems Support

Jason's efforts remain focused on supporting staff with hardware/software needs and building efficiencies in our work from home processes. We had multiple security issues during September where staff fell prey to phishing schemes. The IT team had several DTO maintenance windows requiring our support, including a print server migration and a SFTP server upgrade. Jason completed the maintenance on our scanners and printers across the agency. He also completed the required account management changes related to agency staff changes.

DTO has announced a new platform, DUO, will be implemented for multifactor authentication and this implementation for our agency was re-scheduled for November; this will change will required new remote access processes for all staff. Communication on these changes will be provided in the next two weeks.

Reporting

Kim completed the COVID report as part of our monthly reporting schedule. Liz made some enhancements to the Claims report developed for outstanding carrier fines. Additionally, we

generated several Open Claims reports and Outstanding Carrier Fines for external stakeholders and provided Compliance reports for internal staff.

Hardware

Jason began deploying the additional monitors to accommodate the needs for staff working remotely. Our standard 3-year laptop refresh lifecycle has begun, and we will be ordering new laptops in the near future. Our iPad and iPhones are also scheduled for a refresh and we are waiting for Apple to announce a release date for the newest model to help guide this timeline.

II. Projects, Enhancements and Development

Legacy Modernization

We continue our working engagement with Microsoft as part of the gap analysis of our KERMIT project. Microsoft expects it will take several more weeks to complete their Gap Analysis.

III. Training

Kim, Liz and Sandee attended the IAIABC's virtual convention.

Tab 5

State of South Carolina



Workers' Compensation Commission

To: Mr. Gary Cannon
SCWCC Executive Director

From: Wayne Ducote, Jr.
IMS Director

Date: 8-Oct-20

Subj: Insurance and Medical Services Department
September 2020 Full Commission Report

Please find attached information provided to summarize the status and workflow of initiatives currently underway within the Insurance and Medical Services (IMS) Department.

In addition to the statistical data provided, please be advised of the following:

- | | |
|---------------------|--|
| Compliance Division | <ol style="list-style-type: none">1. Reviewing revenue metrics / projections.2. Working with staff to review workflow processes and additional training opportunities.3. Continuing to explore outreach opportunities with stakeholders.4. Completed initial interviews for the two vacated compliance officer positions. Follow-up interviews will be conducted the week of Oct 12. The void of these two positions continues to put a strain on division resources and is reflective of the reduced number of open files, fine assessments, and fine collections. This will continue to adversely affect the compliance division and the IMS department until these positions are filled and the new investigators are fully trained. |
| Coverage Division | <ol style="list-style-type: none">1. Working with staff to review workflow processes and explore opportunities to enhance service provision.2. Lapse in Coverage: 55 new registrants; 0 notifications sent. |
| Medical Services | <ol style="list-style-type: none">1. Processing five Medical Bill Reviewer certifications and renewals.2. Processed 19 medical bill pricing reviews. |

While this summary is in no way all-inclusive, it may serve to assist you and our Commissioners in understanding the key initiatives underway in the IMS Department and provide measures by which the Department's effectiveness can be gauged. IMS welcomes any guidance that you and/or our Commissioners can provide concerning our performance and direction.

Employer Rule to Show Cause Hearings and Compliance Activity

The Compliance Division docketed **0** new RTSC cases and **0** total RTSC cases in the month of September. At the request of Commissioner Taylor any September RTSC cases will be heard in October. And, compelled **26** South Carolina employers to come into compliance with the Act. Year to date, **0** new RTSC cases and **6** total RTSC cases have been docketed.

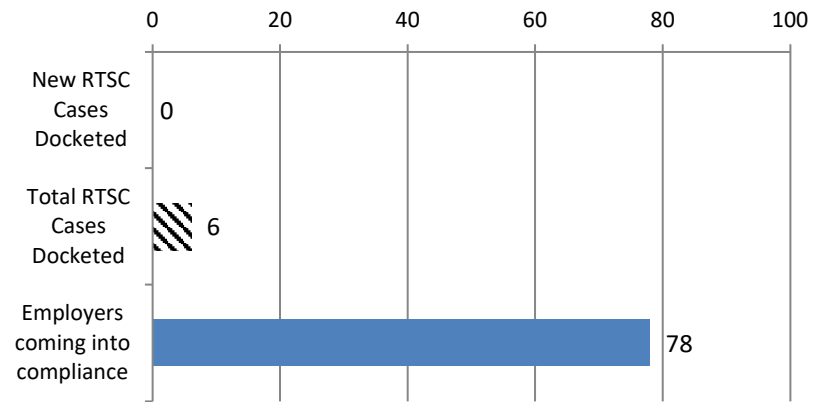
Employers Obtaining Coverage

Year to date, the Compliance Division has compelled **78** South Carolina employers to come into compliance with the Act. In so doing, approximately **706** previously uninsured workers are now properly covered.

Penalties Waived

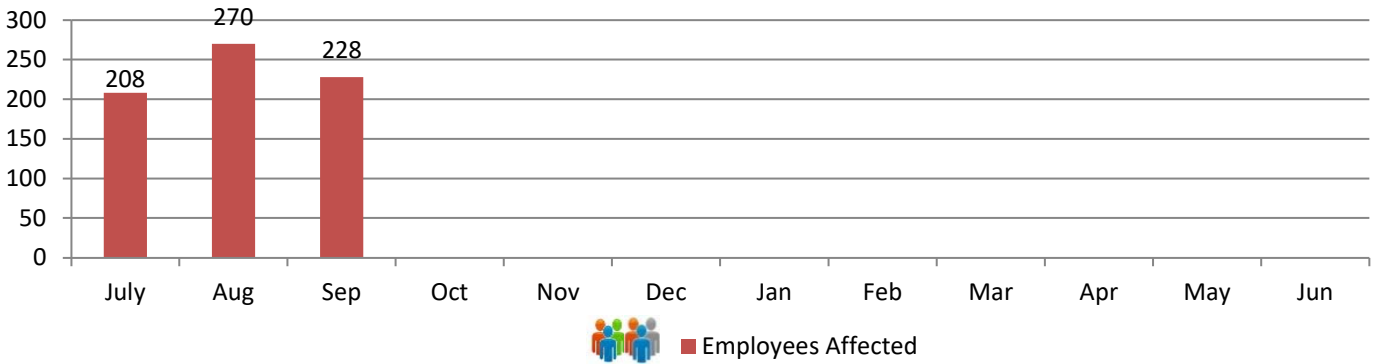
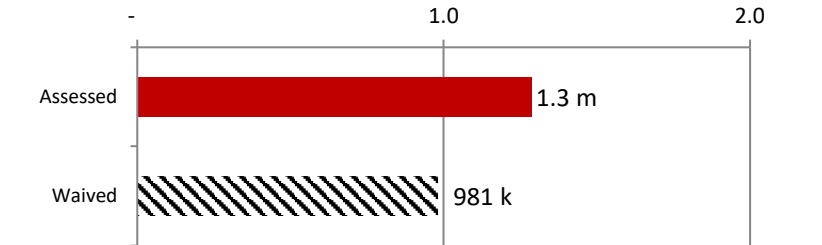
Although the Division has assessed \$1.3 m in fines this fiscal year, \$981 k have been waived or rescinded as employers have either obtained insurance coverage or were found not to be subject to the Act.

RTSC and Compliance Activity



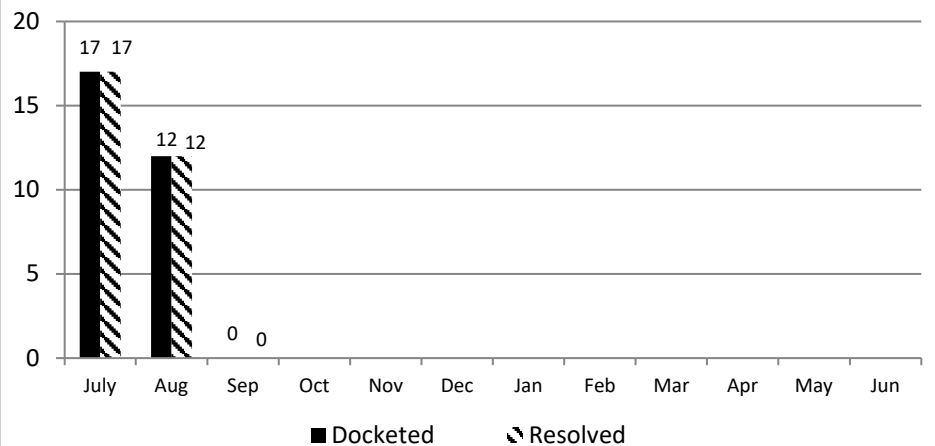
Fines and Penalties

Millions



Carrier Rule to Show Cause Hearings

The Compliance Division manages the Rule to Show Cause process involving the recovery of outstanding carrier fines and penalties. In the month of September 2020, 0 carrier RTSC cases were docketed; 0 cases were resolved for a total of \$0. At the request of Commissioner Taylor any Sept RTSC cases will be heard in October. Year to date, a total of 29 carrier RTSC cases have been docketed, 29 cases for a total of \$65,382 have been resolved.

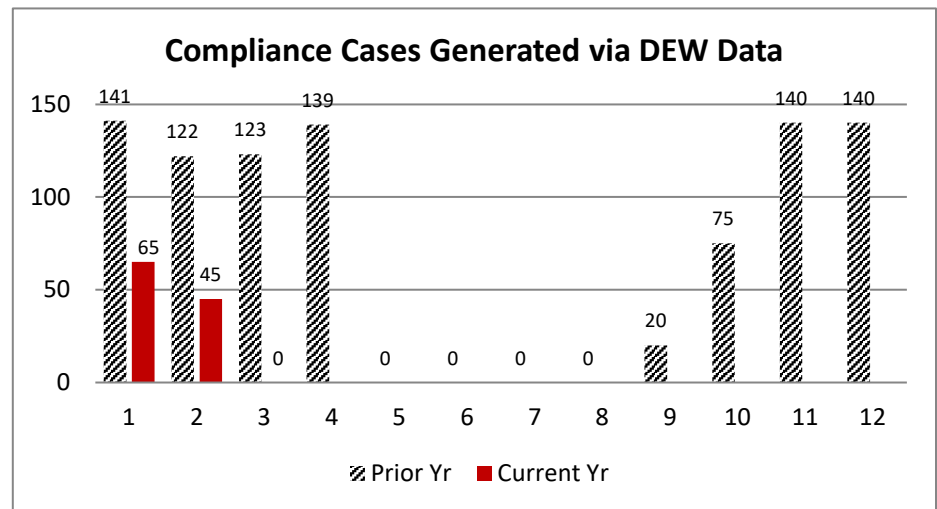
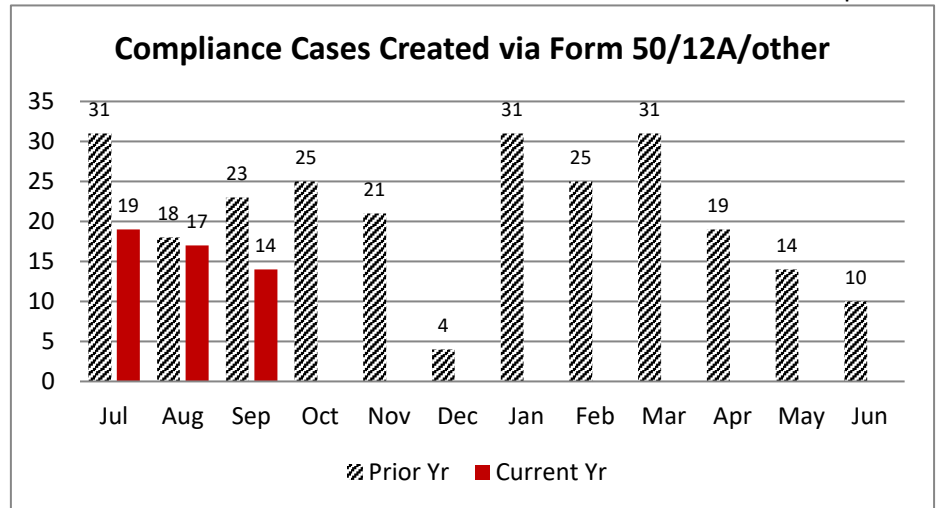


In September 2020, 14 compliance files were created from the combined filings of Form 50's, 12A's, and stakeholder reporting involving uninsured employers.

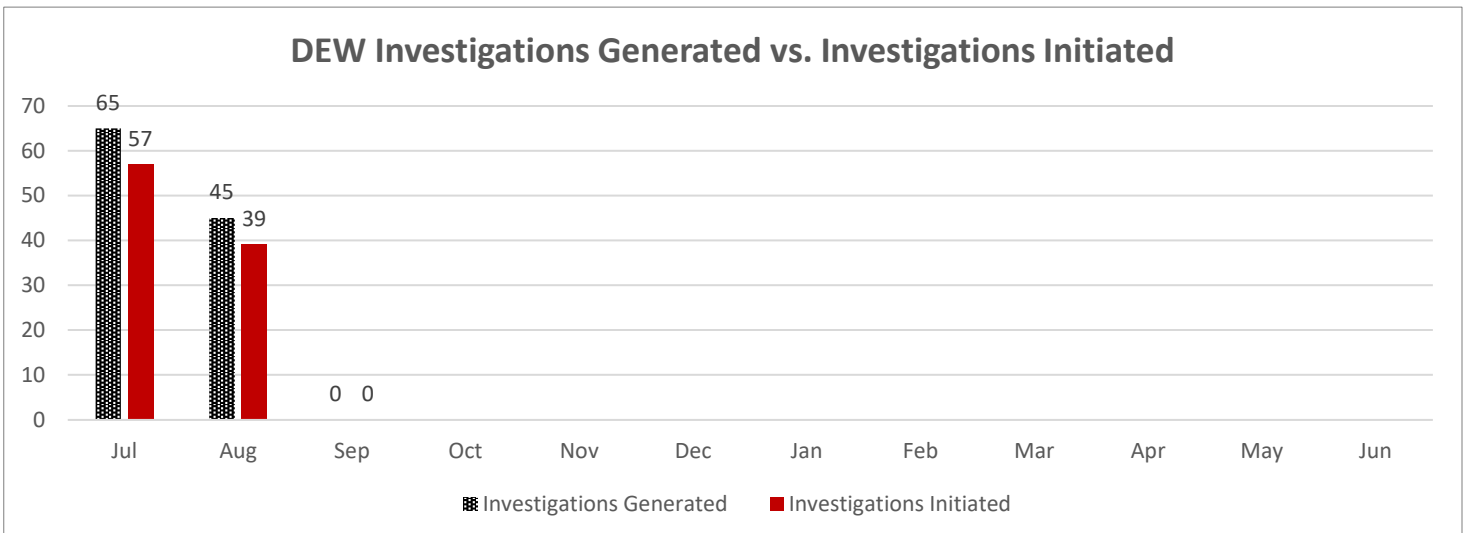
YTD vs. Prior Year total (252): 20%
 Sept 2019 to Sept 2020: 61%
 Current Yr End trend: 79% of 2019-2020
 YTD 2020-2021 v. YTD 2019-2020: 69%

In September 2020, 0 compliance files were generated from the DEW data process.

YTD vs. Prior Year total (900): 12%
 Sept 2019 to Sept 2020: 0%
 Current Yr End trend: 49% of 2019-2020
 YTD 2020-2021 v. YTD 2019-2020: 29%



The DEW Data Pool is determined by the total number of potential, non-compliant employers who report wages to DEW with at least 4 employees and who's FEIN does not match with any coverage records in the Commission's coverage database. The investigations generated is the number of compliance investigations generated from the pool. The investigations initiated is the number of compliance investigations initiated from those that were generated.



Carryover Caseload:

The Compliance Division closed September 2020 with 163 cases active, compared to an active caseload of 535 at the close of September 2019.

Cases Resolved:

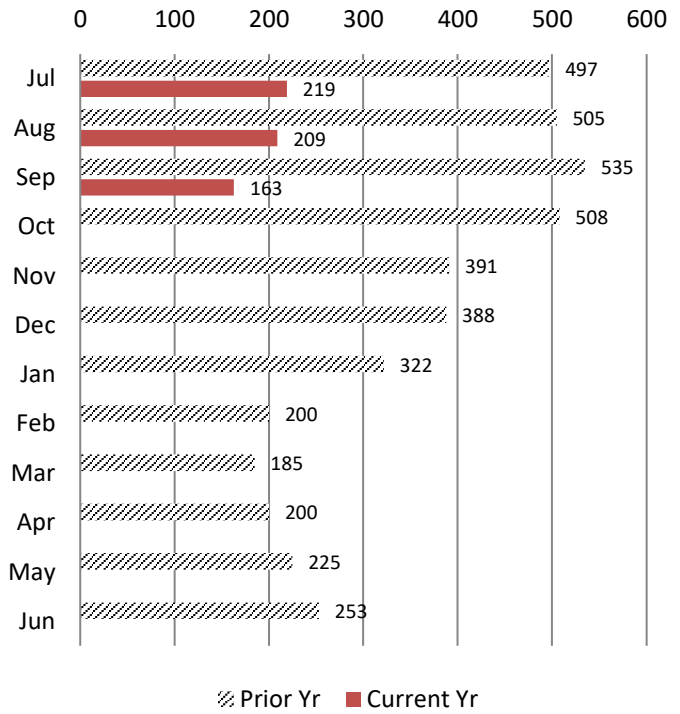
For the month of September 2020, Compliance Division staff closed-out 71 cases.

Compliance Fines:

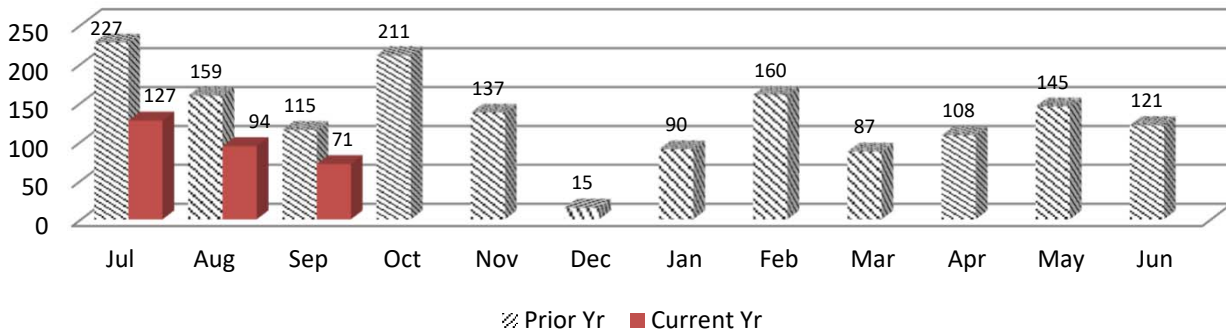
In September 2020, the Compliance Division collected \$52,949 in fines and penalties. Year to Date, the Compliance Division has collected \$195,296 in fines and penalties.

Year to Date vs Prior Year Total (\$1,072,940): 18%
 Sept 2019 vs. Sept 2020: 41%
 Current Year End trend is 73% of 2019-2020
 YTD 2019-20 (July - Sept) vs YTD 2020-2021: 48%

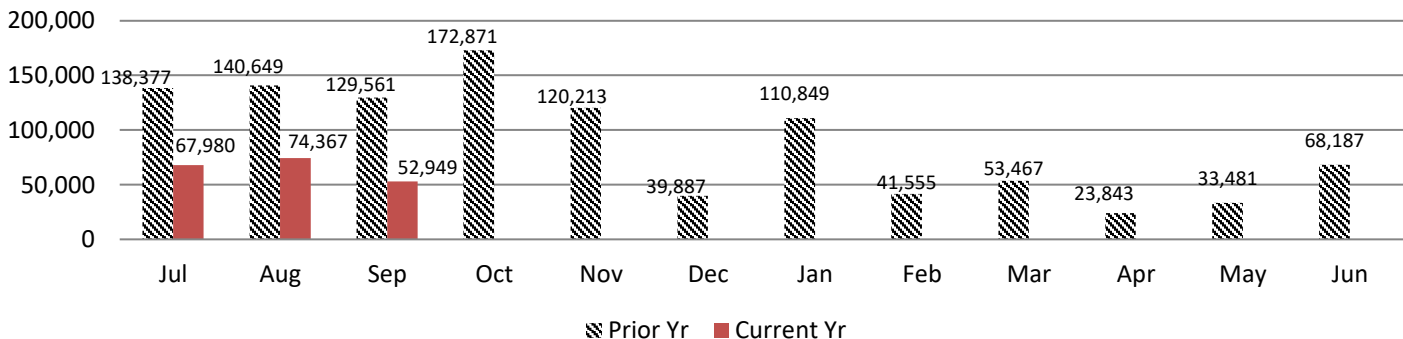
Caseload Pending v. Prior Year



Cases Resolved v. Prior Year



Compliance Fines Collected v. Prior Year

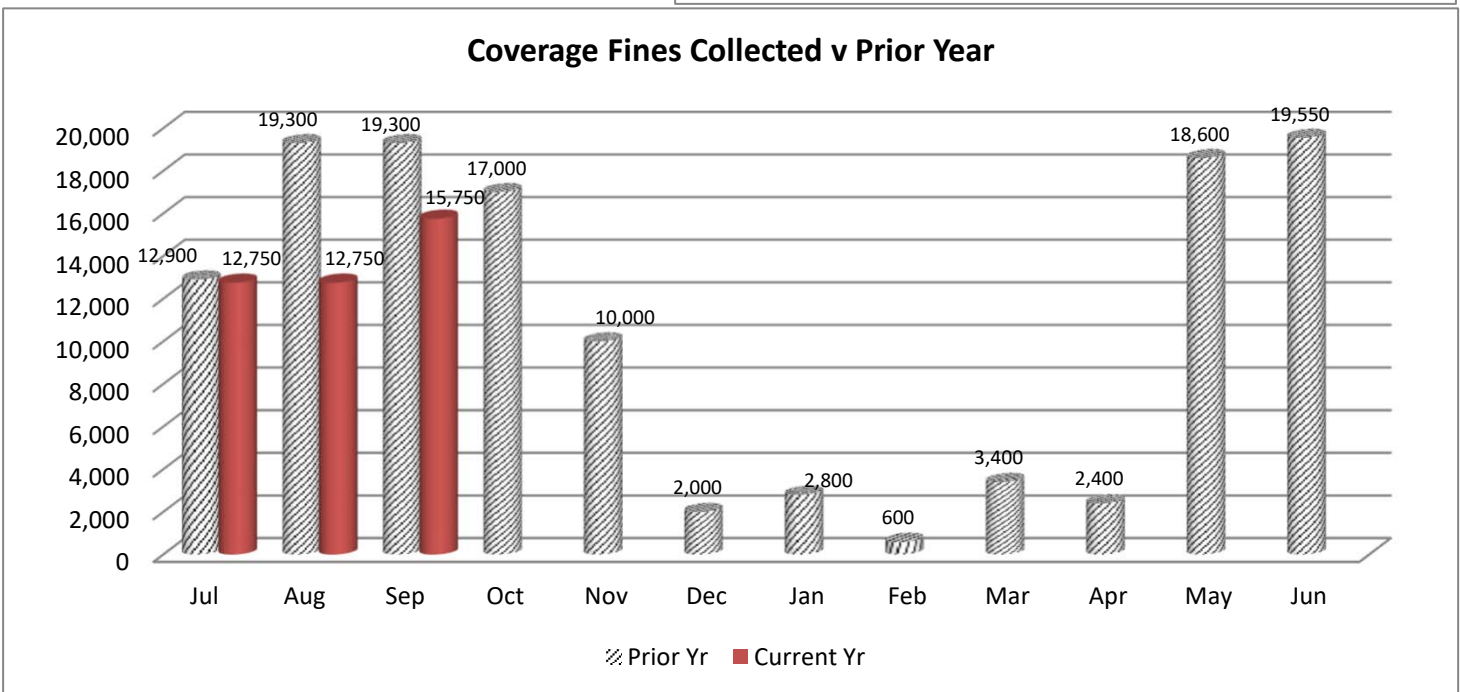
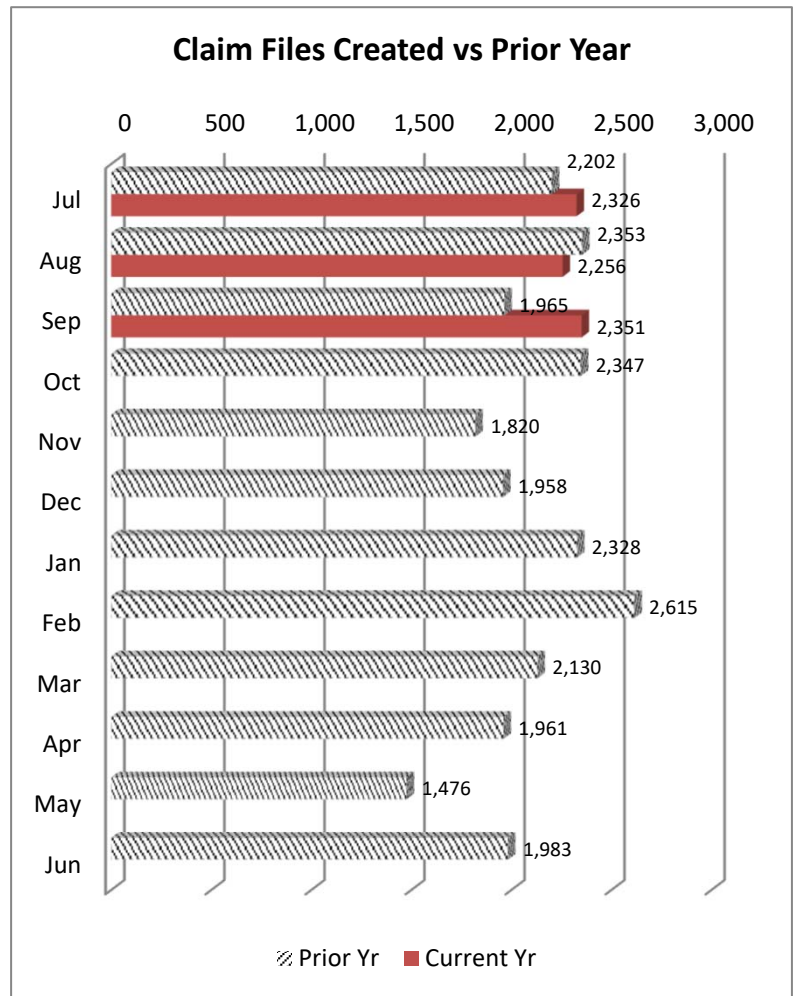


WCC Claim Files:

In September 2020, the Coverage Division received a total of 2,351 WCC Claim files. Of these, 2,009 were created through proper carrier filing of a 12A, and 342 were generated as a result of a Form 50 claim filing. Year to Date 6,933 Claim files have been created which is 28% of claim file volume prior year (25,138).

Coverage Fines:

The Coverage Division collected \$15,750 in fine revenue in September 2020, as compared to \$19,300 in Coverage fines/penalties accrued during September 2019. Year on Year, Coverage fines are at 32% of collections for prior year.



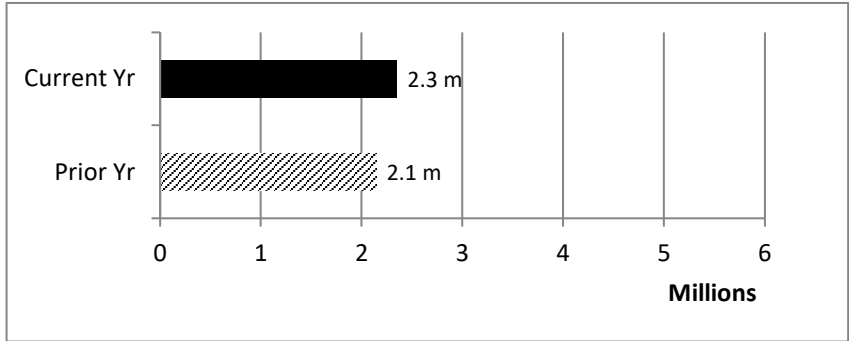
IMS SELF INSURANCE DIVISION

Sept 2020

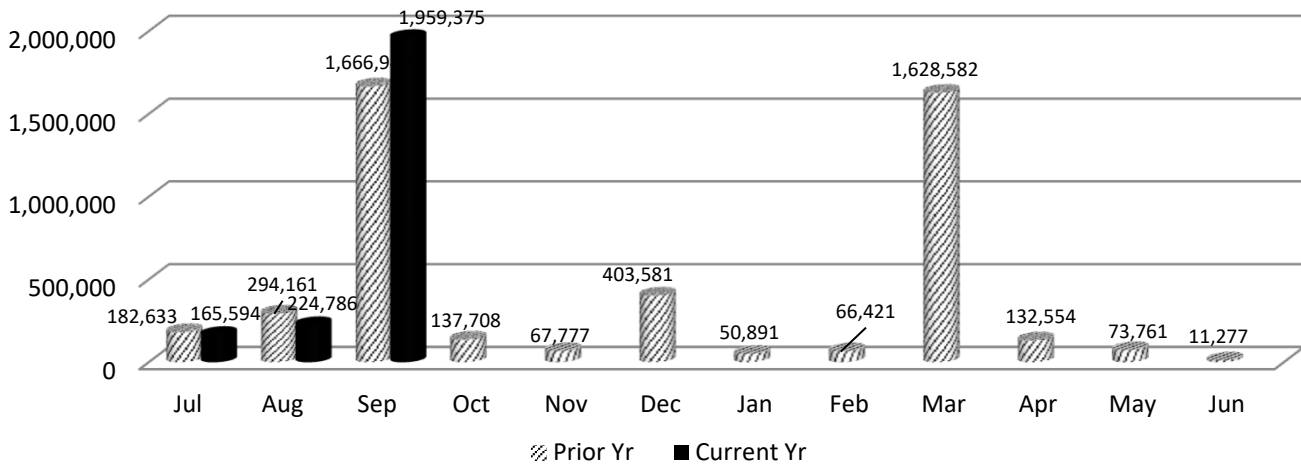
During the month of September 2020, the Self Insurance Division:

- * collected \$1,959,375 in self-insurance tax.
- * added 13 new self-insurers.
- * conducted 4 Self Insurance audits.

Year to Date, Self Insurance tax revenue is trending at 110% of prior year and 12 Self Insurance audits have been completed.



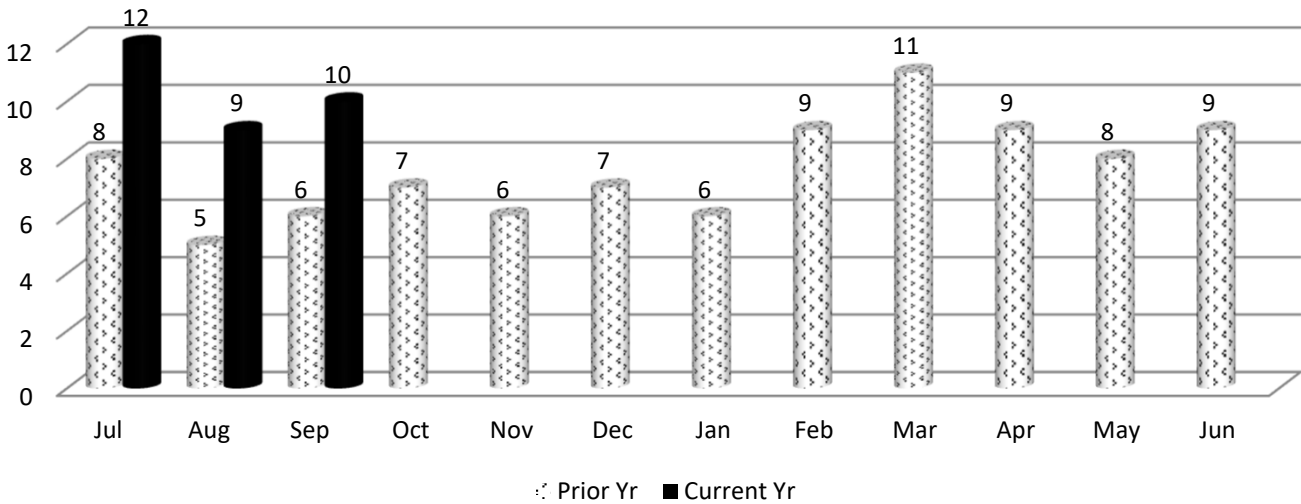
Self Insurance Tax Collections v. Prior Year



IMS MEDICAL SERVICES DIVISION

In September 2020, the Medical Services Division began the month with 9 bills pending review, received an additional 13 bills for review, conducted 12 bill reviews and ended the month with 10 bills pending.

Medical Bills Pending Review v. Prior Year



Tab 6

State of South Carolina

1333 Main Street, 5th Floor
P.O. Box 1715
Columbia, S.C. 29202-1715



TEL: (803) 737-5700
www.wcc.sc.gov

Workers' Compensation Commission MEMORANDUM

To: Gary Cannon, Executive Director
From: Sonji Spann, Claims Director
Date: October 5, 2020
Re: Claims Department August 2020 Full Commission Report

The attached document reflects the Claims Department activity for the month of September. The total number for the three month period in this fiscal year is compared to the same period for the previous fiscal year.

On the attached Excel spreadsheet please note column “% chg”, which is a comparison of the total number for each category for the same period during each fiscal year. In all but 5 categories the numbers increased. The number of cases reviewed increased by 22% and the number of cases closed increased by 18%.

Processed	15,552
Closed	2,471
Reviewed	3,247
Revenue	\$33,050
Total Fines	255
Form 18 Fines	254
EDI – 18's	2,581
Emailed -18's	1,701
USPS-18's	131
Form 61's Rec'd	700
Form 61's App	760
Third Party Settlements Rec'd	11
Third Party Settlements Processed	11

Claims Department Statistical Report Statistics For FY20-21

Period ending , September 30, 2020

Claims Services	July	August	Sept	FY20-21 YTD Total	FY19-20 YTD Total	% Chg	YTD Diff + (-) FY20 v FY21	FY20-21 Mth Avg	FY19-20 Mth Avg
Forms 15-I	1,203	1,287	1,309	3,799	3,539	7%	260	1,266	1,144
Forms 15-II/Forms 17	1,032	1,026	1,043	3,101	2,966	5%	135	1,034	960
Forms 16 for PP/Disf	235	257	181	673	653	3%	20	224	1,144
Forms 18	4,720	4,524	4,438	13,682	14,120	-3%	(438)	4,561	960
Forms 20	587	623	572	1,782	2,126	-16%	(344)	594	209
Form 50 Claims Only	300	283	326	909	809	12%	100	303	4,894
Form 61	765	788	700	2,253	2,175	4%	78	751	634
Letters of Rep	219	216	259	694	552	26%	142	231	277
Clinchers	890	945	978	2,813	2,332	21%	481	938	705
Third Party Settlements	10	17	11	38	44	-14%	(6)	13	209
SSA Requests for Info	35	36	45	116	256	-55%	(140)	39	832
Cases Closed	2,660	3,162	2,471	8,293	7,046	18%	1,247	2,764	14
Cases Reviewed	4,099	3,580	3,247	10,926	8,945	22%	1,981	3,642	58
							-	-	-
							-	-	-
Total Fines Assessed	413	309	255	977	694	41%	283	326	-
Form 18 Fines	409	307	166	882	582	52%	299	294	-
Total Amt Paid	\$43,250	\$30,800	\$ 33,050	\$ 107,100	\$ 112,800	-5%	\$ (5,700)	35,700	205

Tab 7

State of South Carolina

1333 Main Street
P.O. Box 1715
Columbia, S.C. 29202-1715



Tel: (803) 737-5700
Fax: (803) 737-1234
www.wcc.sc.gov

Workers' Compensation Commission

October 6, 2020

To: Gary M. Cannon
Executive Director

From: Amy A. Bracy
Judicial Director

RE: Monthly Judicial Report for September 2020

During the month of September, the Judicial Department processed eight hundred fifty-five (855) requests for hearings, one hundred thirty-one (131) Motions and one hundred sixty-two (162) clincher conference requests that were sent to the Jurisdictional Commissioners.

There were eighty-two (82) Single Commissioner Hearings conducted during the past month, nineteen (19) pre-hearing conferences held and seven (7) Full Commission hearings held. A total of four hundred sixty-one (461) Orders were served at the single Commissioner level, forty-eight (48) of those were Decision and Orders that resulted from hearings that went on the record and one hundred five (105) were Motion Orders that were a result of Motions ruled upon by Commissioners.

The Informal Conference system conducted one hundred sixty-five (165) hearings during the last month.

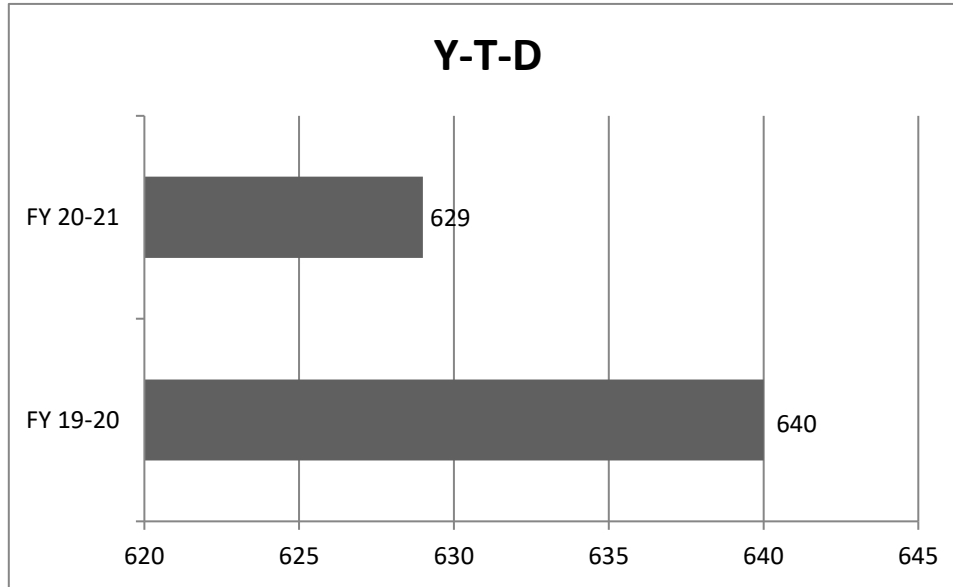
There were forty (40) regulatory mediations scheduled and forty-seven (47) requested mediations. The Judicial Department was notified of thirty-seven (37) matters resolved in mediation, with the receipt of Forms 70.

In the month of September, Judicial received three (3) Notice of Intent to Appeal to the Court of Appeals and zero (0) to the Circuit Court.

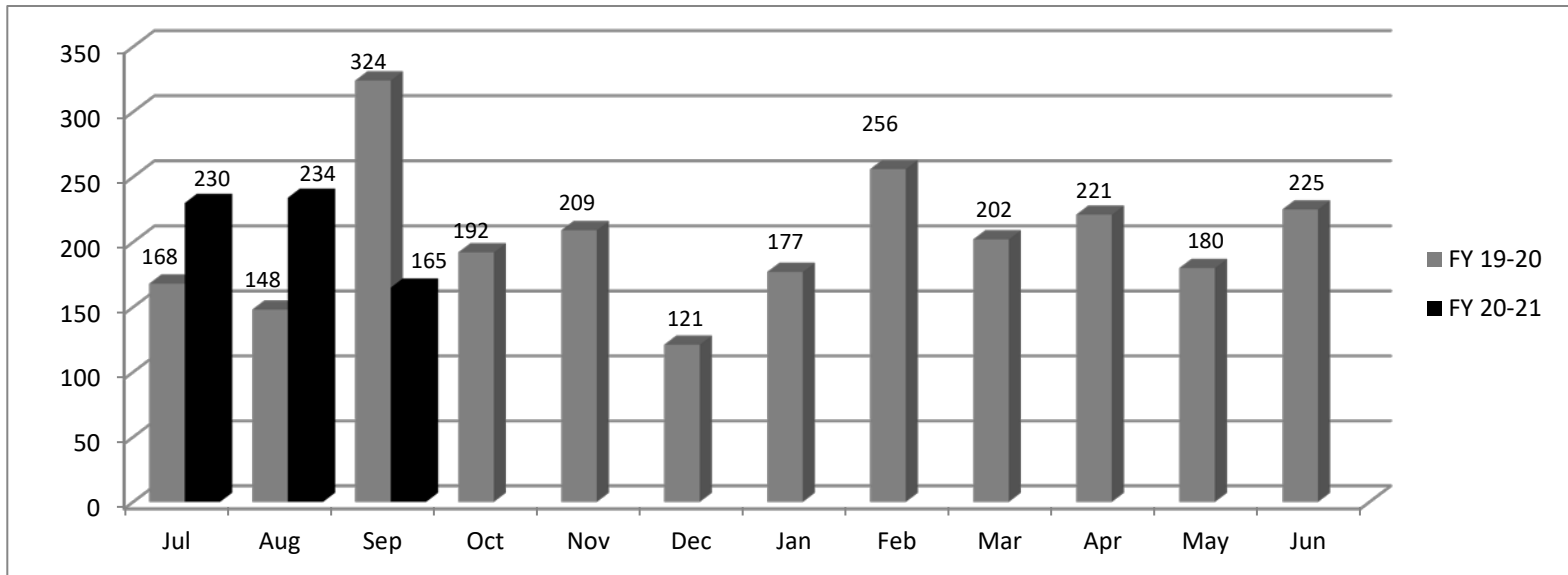
	July	Aug	Sept	Totals YTD 2020-2021	Totals YTD 2019-2020	% Diff from prev year	YTD Diff + (-)	FY20-21 Mth Avg	FY19-20 Mth Avg
Claimant Pleadings	550	544	567	1,661	1751	-5%	(90)	554	584
Defense Response to Pleadings	440	435	497	1,372	1484	-8%	(112)	457	495
Defense Pleadings	334	261	288	883	824	7%	59	294	275
Motions	133	196	131	460	374	23%	86	153	125
Form 30	5	18	11	34	33	3%	1	11	11
FC Hearings Held	4	4	5	13	26	-50%	(13)	4	9
FC Orders Served	15	4	7	26	42	-38%	(16)	9	14
Single Comm. Hearings Held	68	86	82	236	195	21%	41	79	65
Single Comm. Orders Served	201	221	169	591	597	-1%	(6)	197	199
Single Comm. Pre-Hearing Conf Held	38	18	19	75	91	-18%	(16)	25	30
Consent Orders	316	272	283	871	823	6%	48	290	274
Administrative Orders	13	15	9	37	89	-58%	(52)	12	30
Clincher Conference Requested	148	117	162	427	446	-4%	(19)	142	149
Informal Conference Requested	304	299	268	871	997	-13%	(126)	290	332
Informal Conference Conducted	230	234	165	629	640	-2%	(11)	210	213
Regulatory Mediations	38	26	40	104	126	-17%	(22)	35	42
Requested Mediations	60	54	47	161	139	16%	22	54	46
Ordered Mediations	1	0	2	3	7	-57%	(4)	1	2
Mediation Resolved	47	64	37	148	170	-13%	(22)	49	57
Mediation Impasse	10	15	12	37	52	-29%	(15)	12	17
Mediation Held; Issues Pending	0	0	1	1	0	0%	1	0	0
Claim Settled Prior to Mediation	8	8	8	24	46	-48%	(22)	8	15
Mediation Not Complete in 60 days	0	3	0	3	7	-57%	(4)	1	2

Informal Conf. Conducted

	FY 19-20	FY 20-21
Jul	168	230
Aug	148	234
Sep	324	165
Oct	192	
Nov	209	
Dec	121	
Jan	177	
Feb	256	
Mar	202	
Apr	221	
May	180	
Jun	225	
Total	2423	629

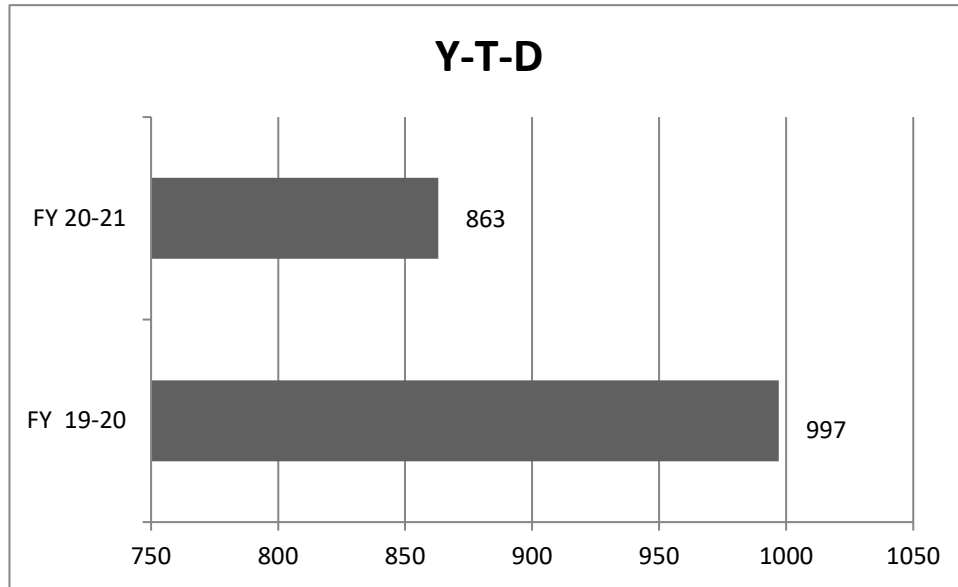


	FY 19-20	FY 20-21
Y-T-D	640	629

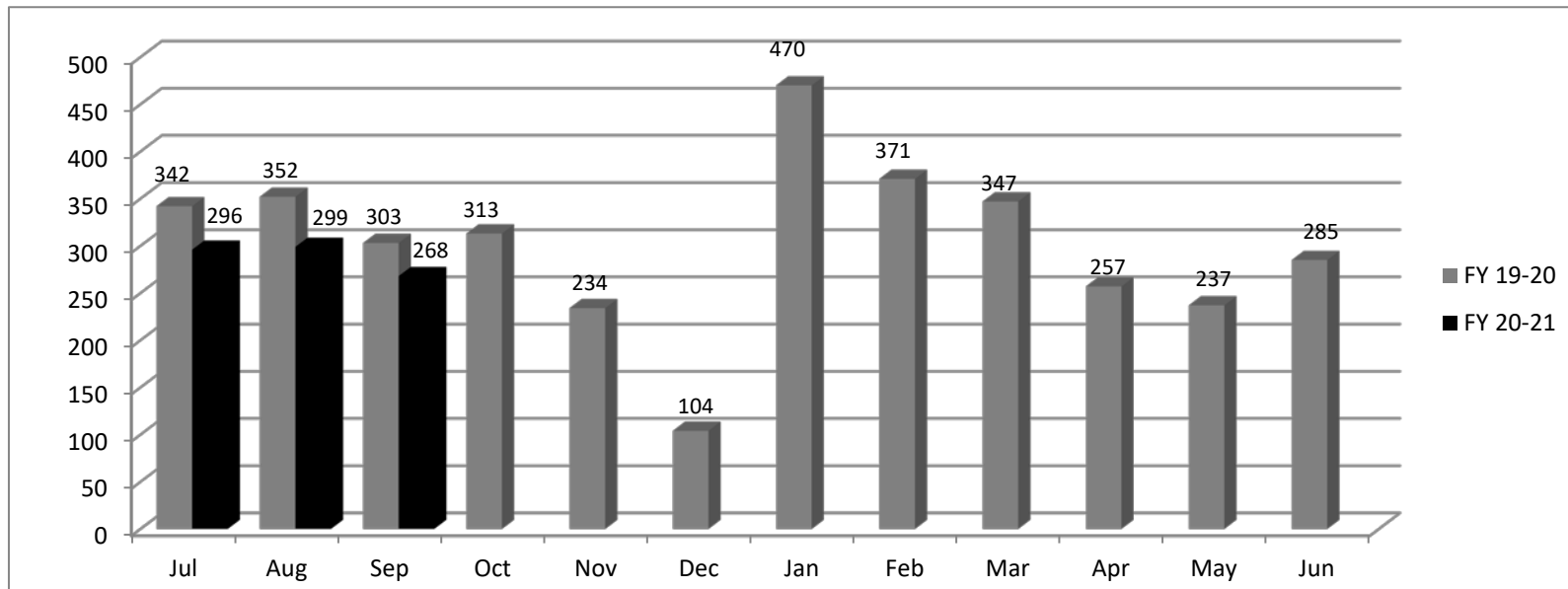


Informal Conf. Requested

	FY 19-20	FY 20-21
Jul	342	296
Aug	352	299
Sep	303	268
Oct	313	
Nov	234	
Dec	104	
Jan	470	
Feb	371	
Mar	347	
Apr	257	
May	237	
Jun	285	
Total	3615	863



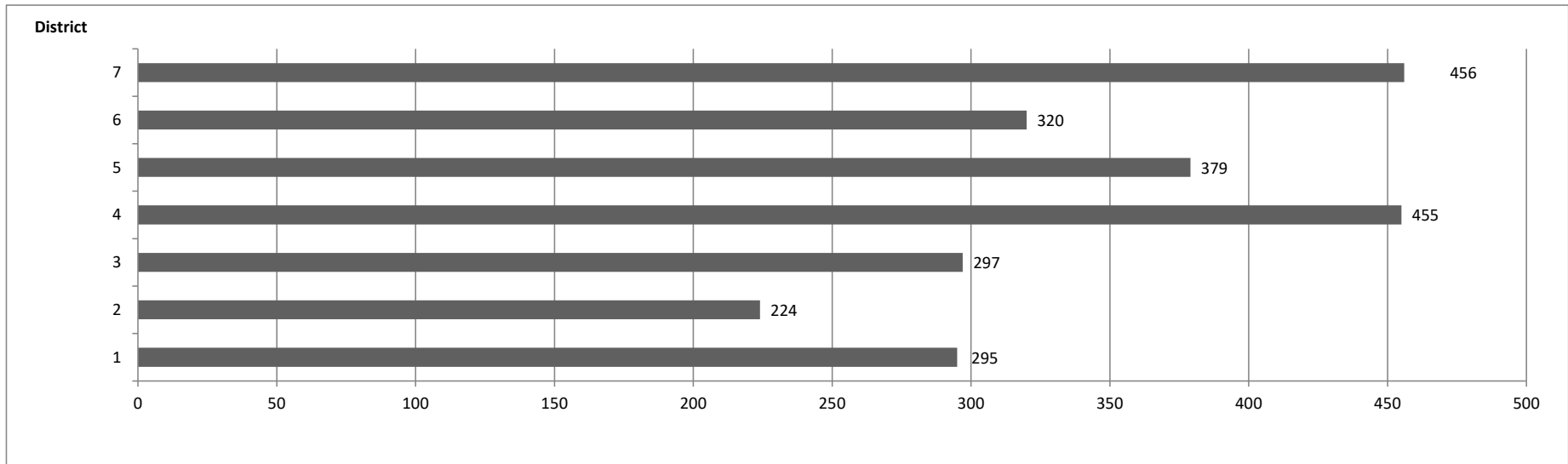
	FY 19-20	FY 20-21
Y-T-D	997	863



Pleadings Assigned - Three Year Comparison by Month

	District 1 Greenville			District 2 Anderson			District 3 Orangeburg			District 4 Charleston			District 5 Florence			District 6 Spartanburg			District 7 Richland		
	20-21	19-20	18-19	20-21	19-20	18-19	20-21	19-20	18-19	20-21	19-20	18-19	20-21	19-20	18-19	20-21	19-20	18-19	20-21	19-20	18-19
Jul	120	99	88	81	84	98	85	123	114	151	183	183	126	136	147	112	137	110	154	140	144
Aug	88	99	118	73	85	71	105	78	87	142	168	187	125	153	124	95	104	149	133	147	138
Sep	87	101	92	70	77	78	107	98	83	162	174	148	128	108	98	113	104	91	169	131	132
Oct		115	112		90	98		76	115		187	204		124	119		121	130		142	160
Nov		83	116		74	87		108	114		155	161		116	130		78	119		148	150
Dec		81	92		65	66		80	93		140	116		99	121		104	94		117	115
Jan		98	89		69	69		78	114		186	170		104	104		88	114		110	134
Feb		91	102		85	80		78	102		143	156		132	111		126	126		166	116
Mar		112	92		96	81		134	97		187	192		131	142		111	115		183	131
Apr		90	84		78	76		90	76		150	157		136	103		100	86		140	123
May		100	112		80	114		80	189		126	211		103	151		104	138		125	183
Jun		112	94		75	103		91	89		170	153		97	121		109	100		175	145
Totals	295	1181	1191	224	958	1021	297	1114	1273	455	1969	2038	379	1439	1471	320	1286	1372	456	1724	1671

Pleadings Assigned by District Year to Date



Tab 8

**No Vocational
Rehabilitation Report
Provided**

Tab 9

State of South Carolina

1333 Main Street, 5th Floor
P.O. Box 1715
Columbia, S.C. 29202-1715



Workers' Compensation Commission

Executive Director's Report Gary M. Cannon

October 12, 2020

COVID-19

For the period February 1 through September 30 a total of claims related to COVID 1,460 were filed with the Commission. Forty-three were filed during the month of September. Thirteen fatalities have been reported since February 1. Of the cases that have been closed \$76,000 was paid for medical care and \$479,000 was paid for non-medical care. The counties reporting the highest number of claims were Greenville, Charleston, and Richland. No claims were denied. Nine claims were reported fatalities.

Meetings/Activities

During the month of September, the Executive Director participated in 14 calls/meetings with Microsoft, KERMIT Team, DTO, SAWCA Board, NCCI and CourtCall.

Constituent /Public Information Services

For the period September 1, 2020 to September 30, 2020, the Executive Director's Office and the General Counsel's office had 424 electronic and personal contacts with claimants or constituents, state agencies, federal agencies, attorneys, service providers, business partners, and letters with congressional offices.

Financial Transactions Activity

For the period September 1, 2020 to September 30, 2020, the Director's office processed and approved 14 travel expense reports, 108 invoices, and 60 deposits for DOA to process in the SCIES system.

SCWCC Stakeholder Electronic Distribution List

For the period September 1, 2020 through, September 30, 2020 we added one (1) individual. A total of 787 individuals currently receive notifications from the Commission.

Advisory Notices

During the month of September, the office posted one Advisory Notice on the Commission's website and emailed it to the distribution list and edited the language in the banner on the website.

Tab 10

State of South Carolina

1333 Main Street, 5th Floor
P.O. Box 1715
Columbia, S.C. 29202-1715



TEL: (803) 737-5700
www.wcc.sc.gov

Workers' Compensation Commission

MEMORANDUM

TO: COMMISSIONERS

**FROM: Gary Cannon
Executive Director**

DATE: October 12, 2020

RE: FINANCIAL REPORT - Period ending September 30, 2020

Attached is the Budget vs. Actual Report for the General Fund and Earmarked Fund for the fiscal year period ending September 30, 2020. The benchmark for this period is 25%.

Expenditures

The expenditures for the General Fund are on pages 1-2 of the attached report "Budget vs. Actual Report FY2021. The year-to-day expenditures in the General Fund (10010000) for this period is \$623,927 or 14% of budget.

The Earmarked Fund financials may be found on pages 3-6 of the report. The year-to-date expenditures for the Earmarked Fund (38440000) is \$989,412 or 18% of budget. The fund has \$527,203 of Commitments.

Revenues

The Earmarked Fund received \$604,075 (19% of budgeted revenues) in Operating Revenues through September 30, 2020.

To date we have received \$2,305,979 Self-Insurance Tax funds.

South Carolina Workers' Compensation Commission
Budget vs. Actual Report
FY 2021 As of 9/30/2020
25% of year elapsed

Fund 10010000 - GENERAL FUND

Administration

Commitment Item	Commitment Item Description	Current Budget	YTD Expenditures	% Used	Commitments	Remaining Balance
501015	DIRECTOR	138,686	34,671	25%		104,015
501058	CLASSIFIED POS	48,034				48,034
512001	OTHER OPERATING	315,587				
Total OTHER OPERATING:		315,587				315,587
Total Administration:		502,307	34,671	7%		467,635

Inform. services

Commitment Item	Commitment Item Description	Current Budget	YTD Expenditures	% Used	Commitments	Remaining Balance
5030067131	PLM- EUC				5,080	
Total OTHER OPERATING:					5,080	-5,080
Total Inform. services:					5,080	-5,080

Claims

Commitment Item	Commitment Item Description	Current Budget	YTD Expenditures	% Used	Commitments	Remaining Balance
501058	CLASSIFIED POS	78,767	20,141	26%		58,626
Total Claims:		78,767	20,141	26%		58,626

Commissioners

Commitment Item	Commitment Item Description	Current Budget	YTD Expenditures	% Used	Commitments	Remaining Balance
501026	CHAIRMAN	168,057	42,014	25%		126,043
501033	COMMISSIONER	978,964	244,740	25%		734,224
501050	TAXABLE SUBS		24,957			-24,957
501058	CLASSIFIED POS	320,113	85,985	27%		234,128
Total Commissioners:		1,467,134	397,696	27%	0	1,069,438

South Carolina Workers' Compensation Commission
Budget vs. Actual Report
FY 2021 As of 9/30/2020
25% of year elapsed

Fund 10010000 - GENERAL FUND

Information Services FY18

Commitment Item	Commitment Item Description	Current Budget	YTD Expenditures	% Used	Commitments	Remaining Balance
561000	Special Item	1,695,084			1,246,396	448,688
Total Information Services FY18:		1,695,084			1,246,396	448,688

Insurance & Medical

Commitment Item	Commitment Item Description	Current Budget	YTD Expenditures	% Used	Commitments	Remaining Balance
501058	CLASSIFIED POS	27,697	7,650	28%		20,047
Total Insurance & Medical:		27,697	7,650	28%		20,047

Judicial

Commitment Item	Commitment Item Description	Current Budget	YTD Expenditures	% Used	Commitments	Remaining Balance
501058	CLASSIFIED POS	29,852				29,852
Total Judicial:		29,852				29,852

Employer Contributions

Commitment Item	Commitment Item Description	Current Budget	YTD Expenditures	% Used	Commitments	Remaining Balance
513000	EMPLOYER CONTRIB	713,269	163,769	23%		549,500
Total Employer Contributions:		713,269	163,769	23%		549,500

Total GENERAL FUND:		4,514,110	623,927	14%	1,251,476	2,638,707
----------------------------	--	------------------	----------------	------------	------------------	------------------

South Carolina Workers' Compensation Commission
Budget vs. Actual Report
FY 2021 As of 9/30/2020
25% of year elapsed

Fund 38440000 - EARMARKED FUND

Administration

Commitment Item	Commitment Item Description	Current Budget	YTD Expenditures	% Used	Commitments	Remaining Balance
501058	CLASSIFIED POS	791,985	49,315	6%		742,670
501070	OTH PERS SVC	41,000				41,000
512001	OTHER OPERATING	2,625,713				
5020080000	FREIGHT EXPRESS DELV		8		296	
5020120000	CELLULAR PHONE SVCS		2,172			
5021010005	LEGAL SRV-REPORTER		421			
5021020000	ATTORNEY FEES		88			
5024990000	OTH CNT-NON-IT & REA		424			
5030010000	OFFICE SUPPLIES		174		26	
5030010004	SUBSCRIPTIONS		7,435		11,089	
5030030000	PRINTED ITEMS		1,173		29	
5030067101	PRGM LIC - APP SUPP		6,591		26,677	
5030067130	EQUIP&SUPP- EUC		18		1	
5030067170	EQUIP&SUPP- PRINT EU		3,165		2,200	
5030070000	POSTAGE		4,121		14,360	
5030090000	COMMUNICATION SUPP		22			
5032820000	INSTRUCTIONAL MAT				1,408	
5033990000	OTHER SUPPLIES		54			
5040057000	IT-OPER LS-CONT RENT				1,023	
5040060000	OPER-RENT-NON ST OWN		136,854		328,570	
5040070000	OPER-RNT-ST OWN RL P		120			
5040490000	OPER LSE-RENT-OTHER				23,949	
5040490003	OPER LSE-RENT-PO BOX		1,416			
5041010000	DUES & MEMBER FEES		1,230			
5050070000	IN ST-REGISTR FEES		300			
5051540000	LEASED CAR-ST OWNED		9,733			
Total OTHER OPERATING:		2,625,713	175,518	7%	409,629	2,040,566
Total Administration:		3,458,698	224,833	7%	409,629	2,824,236

South Carolina Workers' Compensation Commission
Budget vs. Actual Report
FY 2021 As of 9/30/2020
25% of year elapsed

Fund 38440000 - EARMARKED FUND

Inform. services

Commitment Item	Commitment Item Description	Current Budget	YTD Expenditures	% Used	Commitments	Remaining Balance
501058	CLASSIFIED POS		86,183			-86,183
5020077100	SERVICES- APP SUP				972	
5020077130	SERVICES- EUC		3,548			
5020077200	SERVICES- SERVERS		48,000			
5020077220	SERVICES- VOICENET		5,850			
5020077230	IT CONTRACTORS				46,316	
5020077240	DP SERVICES – STATE		61,202			
5020080000	FREIGHT EXPRESS DELV		8		296	
5020120000	CELLULAR PHONE SVCS				1,806	
5021330000	CONTR-GOVT/NONPRFIT		39,000			
5021469316	SECURITY ALARM SRVC		2,625		46	
5021540000	NON-IT OTHER PRO SRV				15,825	
5030010000	OFFICE SUPPLIES		684		685	
5030067101	PRGM LIC - APP SUPP		21		11,367	
5030067130	EQUIP&SUPP- EUC				8,095	
5030067131	PLM- EUC				769	
5030067170	EQUIP&SUPP- PRINT EU		4,961		5,052	
5030067210	EQUIP&SUPP- STORAGE		118			
5040057000	IT-OPER LS-CONT RENT		353		6,466	
5041010000	DUES & MEMBER FEES		196			
5050570000	OUT ST-REGISTR FEES		975			
Total OTHER OPERATING:			167,541		97,696	-265,237
Total Inform. services:			253,724		97,696	-351,420

South Carolina Workers' Compensation Commission
Budget vs. Actual Report
FY 2021 As of 9/30/2020
25% of year elapsed

Fund 38440000 - EARMARKED FUND

Claims

Commitment Item	Commitment Item Description	Current Budget	YTD Expenditures	% Used	Commitments	Remaining Balance
501058	CLASSIFIED POS	280,850	57,410	20%		223,440
512001	OTHER OPERATING	19,700				
5020080000	FREIGHT EXPRESS DELV		8		487	
5020120000	CELLULAR PHONE SVCS				77	
5030010000	OFFICE SUPPLIES		440		848	
Total OTHER OPERATING:		19,700	447	2%	1,411	17,841
Total Claims:		300,550	57,858	19%	1,411	241,281

Commissioners

Commitment Item	Commitment Item Description	Current Budget	YTD Expenditures	% Used	Commitments	Remaining Balance
501050	TAXABLE SUBS	70,000				70,000
512001	OTHER OPERATING	230,700				
5020080000	FREIGHT EXPRESS DELV		8		296	
5020120000	CELLULAR PHONE SVCS		4,204		160	
5021010003	LEGAL SRV-TRANSCRIPT		576			
5021010005	LEGAL SRV-REPORTER		23,138			
5030010000	OFFICE SUPPLIES		243		559	
5033990000	OTHER SUPPLIES		311			
5050041000	HR-IN ST-AUTO MILES		5,871		369	
5050080000	IN ST-SUBSIST ALLOW		2,262			
Total OTHER OPERATING:		230,700	36,614	16%	1,384	192,702
Total Commissioners:		300,700	36,614	12%	1,384	262,702

South Carolina Workers' Compensation Commission
Budget vs. Actual Report
FY 2021 As of 9/30/2020
25% of year elapsed

Fund 38440000 - EARMARKED FUND

Insurance & Medical

Commitment Item	Commitment Item Description	Current Budget	YTD Expenditures	% Used	Commitments	Remaining Balance
501058	CLASSIFIED POS	459,463	84,312	18%		375,151
501070	OTH PERS SVC	22,881	13,277	58%		9,605
512001	OTHER OPERATING	54,500				
5020080000	FREIGHT EXPRESS DELV		8		487	
5021540000	NON-IT OTHER PRO SRV		4,630		12,473	
5024990000	OTH CNT-NON-IT & REA		250			
5030010000	OFFICE SUPPLIES		60		1,576	
5040060000	OPER-RENT-NON ST OWN				452	
5050070000	IN ST-REGISTR FEES		2,250			
Total OTHER OPERATING:		54,500	7,198	13%	14,988	32,315
Total Insurance & Medical:		536,844	104,787	20%	14,988	417,070

Judicial

Commitment Item	Commitment Item Description	Current Budget	YTD Expenditures	% Used	Commitments	Remaining Balance
501058	CLASSIFIED POS	302,294	114,655	38%		187,639
501070	OTH PERS SVC		11,165			-11,165
512001	OTHER OPERATING	12,800				
5020080000	FREIGHT EXPRESS DELV		8		487	
5020120000	CELLULAR PHONE SVCS				116	
5021010005	LEGAL SRV-REPORTER		513			
5030010000	OFFICE SUPPLIES		60		1,861	
Total OTHER OPERATING:		12,800	580	5%	2,464	9,756
Total Judicial:		315,094	126,400	40%	2,464	186,231

Employer Contributions

Commitment Item	Commitment Item Description	Current Budget	YTD Expenditures	% Used	Commitments	Remaining Balance
513000	EMPLOYER CONTRIB	695,959	185,197	27%	0	510,762
Total Employer Contributions:		695,959	185,197	27%	0	510,762

Total EARMARKED FUND:		5,607,845	989,412	18%	527,572	4,090,861
------------------------------	--	------------------	----------------	------------	----------------	------------------

South Carolina Workers' Compensation Commission
Budget vs. Actual Report
FY 2021 As of 9/30/2020
25% of year elapsed

South Carolina Workers' Compensation Commission
Commitments
FY 2021 As of 9/30/2020

Fund 10010000 - GENERAL FUND

Inform. services

Commitment Item	Commitment Item Description	Vendor	Commitment
5030067131	PLM- EUC	SHI INTERNATIONAL CORP	5,080
Total Inform. services:			5,080

Information Services FY18

Commitment Item	Commitment Item Description	Vendor	Commitment
5020077230	IT CONTRACTORS	TAPFIN PROCESS SOLUTIONS	1,246,396
Total Information Services FY18:			1,246,396

Total GENERAL FUND:			1,251,476
----------------------------	--	--	------------------

Fund 38440000 - EARMARKED FUND

Administration

Commitment Item	Commitment Item Description	Vendor	Commitment
5020080000	FREIGHT EXPRESS DELV	FEDEX	296
5030010000	OFFICE SUPPLIES	STAPLES BUSINESS ADVANTAGE	26
5030010004	SUBSCRIPTIONS	WEST PUBLISHING CORPORATION	11,089
5030030000	PRINTED ITEMS	PINE PRESS PRINTING	29
5030067101	PRGM LIC - APP SUPP	WEST PUBLISHING CORPORATION	26,677
5030067130	EQUIP&SUPP- EUC	FORMS & SUPPLY INC	1
5030067170	EQUIP&SUPP- PRINT EU	FORMS & SUPPLY INC	1,641
5030067170	EQUIP&SUPP- PRINT EU	MAJOR BUSINESS MACHINES	559
5030070000	POSTAGE	NEOFUNDS BY NEOPOST	1,400
5030070000	POSTAGE	US POSTAL SERVICE	12,960
5032820000	INSTRUCTIONAL MAT	PINE PRESS PRINTING	1,408
5040057000	IT-OPER LS-CONT RENT	XEROX CORPORATION	1,023
5040060000	OPER-RENT-NON ST OWN	GALIUM 1333 MAIN LLC	328,570
5040490000	OPER LSE-RENT-OTHER	REPUBLIC PARKING SYSTEM INC	23,949
Total Administration:			409,629

Any items with vendor "Not assigned" are pending financial adjustments. Any commitment on the Budget vs. Actual Report that is missing from this list is a travel commitment.

South Carolina Workers' Compensation Commission
Commitments
FY 2021 As of 9/30/2020

Fund 38440000 - EARMARKED FUND

Inform. services

Commitment Item	Commitment Item Description	Vendor	Commitment
5020077100	SERVICES- APP SUP	BIS DIGITAL, INC.	972
5020077230	IT CONTRACTORS	TAPFIN PROCESS SOLUTIONS	46,316
5020080000	FREIGHT EXPRESS DELV	FEDEX	296
5020120000	CELLULAR PHONE SVCS	VERIZON WIRELESS	1,806
5021469316	SECURITY ALARM SRVC	SONITROL SECURITY SYSTEMS	46
5021540000	NON-IT OTHER PRO SRV	HYLAND SOFTWARE INC	15,825
5030010000	OFFICE SUPPLIES	FORMS & SUPPLY INC	685
5030067130	EQUIP&SUPP- EUC	MICROSOFT CORPORATION	8,095
5030067131	PLM- EUC	SHI INTERNATIONAL CORP	769
5040057000	IT-OPER LS-CONT RENT	XEROX	4,773
5040057000	IT-OPER LS-CONT RENT	XEROX CORPORATION	1,693
Total Inform. services:			81,277

Claims

Commitment Item	Commitment Item Description	Vendor	Commitment
5020080000	FREIGHT EXPRESS DELV	FEDEX	487
5020120000	CELLULAR PHONE SVCS	VERIZON WIRELESS	77
5030010000	OFFICE SUPPLIES	FORMS & SUPPLY INC	812
5030010000	OFFICE SUPPLIES	STAPLES BUSINESS ADVANTAGE	36
Total Claims:			1,411

Commissioners

Commitment Item	Commitment Item Description	Vendor	Commitment
5020080000	FREIGHT EXPRESS DELV	FEDEX	296
5020120000	CELLULAR PHONE SVCS	VERIZON WIRELESS	160
5030010000	OFFICE SUPPLIES	STAPLES BUSINESS ADVANTAGE	338
Total Commissioners:			794

Insurance & Medical

Any items with vendor "Not assigned" are pending financial adjustments. Any commitment on the Budget vs. Actual Report that is missing from this list is a travel commitment.

**South Carolina Workers' Compensation Commission
Commitments
FY 2021 As of 9/30/2020**

Fund 38440000 - EARMARKED FUND

Commitment Item	Commitment Item Description	Vendor	Commitment
5020080000	FREIGHT EXPRESS DELV	FEDEX	487
5021540000	NON-IT OTHER PRO SRV	A WOMANS TOUCH LLC	2,230
5021540000	NON-IT OTHER PRO SRV	LUMLEY INVESTIGATIONS LLC	756
5021540000	NON-IT OTHER PRO SRV	TPT INVESTIGATIONS LLC	320
5021540000	NON-IT OTHER PRO SRV	UPSTATE LEGAL SUPPORT SERVICES L	2,560
5021540000	NON-IT OTHER PRO SRV	WHITESELL INVESTIGATIVE SERVICES	6,607
5030010000	OFFICE SUPPLIES	FORMS & SUPPLY INC	786
5030010000	OFFICE SUPPLIES	STAPLES BUSINESS ADVANTAGE	790
5040060000	OPER-RENT-NON ST OWN	GALIUM 1333 MAIN LLC	452
Total Insurance & Medical:			14,988

Judicial

Commitment Item	Commitment Item Description	Vendor	Commitment
5020080000	FREIGHT EXPRESS DELV	FEDEX	487
5020120000	CELLULAR PHONE SVCS	VERIZON WIRELESS	116
5030010000	OFFICE SUPPLIES	FORMS & SUPPLY INC	1,066
5030010000	OFFICE SUPPLIES	STAPLES BUSINESS ADVANTAGE	795
Total Judicial:			2,464

Total EARMARKED FUND:			527,203
------------------------------	--	--	----------------

Any items with vendor "Not assigned" are pending financial adjustments. Any commitment on the Budget vs. Actual Report that is missing from this list is a travel commitment.

Tab 11