

## A G E N D A

### SOUTH CAROLINA WORKERS' COMPENSATION COMMISSION

1333 Main Street, 5<sup>th</sup> Floor  
Columbia, South Carolina 29201  
**September 20, 2021, 10:30 a.m.**

#### Meeting to be held in Hearing Room A

*This meeting agenda was posted prior to the meeting and proper advance notice was made to all concerned parties in compliance with requirements in the Freedom of Information Act.*

- |   |  |
|---|--|
| 1. CALL TO ORDER  | CHAIRMAN BECK  |
| 2. APPROVAL OF AGENDA OF BUSINESS MEETING OF SEPTEMBER 20, 2021   | CHAIRMAN BECK  |
| 3. APPROVAL OF MINUTES OF THE BUSINESS MEETING OF AUGUST 30, 2021(Tab 1)  | CHAIRMAN BECK  |
| 4. GENERAL ANNOUNCEMENTS  | MR. CANNON   |
| 5. APPLICATIONS FOR APPROVAL TO SELF-INSURE (Tab 2)   | MS. BOGGS  |
| 6. DEPARTMENT DIRECTORS' REPORTS<br>Human Resources (Tab 3)<br>Information Services (Tab 4)<br>Insurance and Medical Services (Tab 5)<br>Claims (Tab 6)<br>Judicial (Tab 7) | MS. WARD<br>MS. SPRANG<br>MR. DUCOTE<br>MS. SPANN<br>MS. BRACY |
| 7. DEPARTMENT OF VOCATIONAL REHABILITATION<br>Monthly Report (Tab 8)  | MR. CANNON   |
| 8. EXECUTIVE DIRECTOR'S REPORT (Tab 9)  | MR. CANNON   |
| 9. FINANCIAL REPORT (Tab 10)  | MR. CANNON   |
| 10. OLD BUSINESS  | CHAIRMAN BECK  |
| 11. NEW BUSINESS  | CHAIRMAN BECK  |
| 12. ADJOURNMENT   | CHAIRMAN BECK  |

<b>1</b>	<b>Approval of Minutes of the Business Meeting of August 30, 2021</b>
<b>2</b>	<b>Self-Insurance</b>
<b>3</b>	<b>Human Resources</b>
<b>4</b>	<b>Information Services</b>
<b>5</b>	<b>Insurance and Medical Services</b>
<b>6</b>	<b>Claims</b>
<b>7</b>	<b>Judicial</b>
<b>8</b>	<b>Vocational Rehabilitation</b>
<b>9</b>	<b>Executive Director's Report</b>
<b>10</b>	<b>Financial Report</b>

THE  
SOUTH CAROLINA WORKERS'  
COMPENSATION COMMISSION  
MINUTES OF THE BUSINESS MEETING

**August 30, 2021**

A Business Meeting of the South Carolina Workers' Compensation Commission was conducted on Monday, August 30, 2021 at 10:30 AM. The meeting agenda was posted prior to the meeting and proper advance notice was made in compliance with requirements in the Freedom of Information Act. The following Commissioners participated:

T. SCOTT BECK, CHAIRMAN  
SUSAN S. BARDEN, VICE CHAIR  
R. MICHAEL CAMPBELL, II, COMMISSIONER  
MELODY L. JAMES, COMMISSIONER  
GENE MCCASKILL, COMMISSIONER (VIA PHONE)  
AISHA TAYLOR, COMMISSIONER  
AVERY B. WILKERSON, JR., COMMISSIONER

Also participating Gary Cannon Executive Director; Keith Roberts, General Counsel; Amy Bracy, Judicial Director; Wayne Ducote; Insurance & Medical Services, Claims Director; Emillie Boggs, Self-Insurance Director; Bridget Ward, Human Resource Manager; Amy Proveaux, Executive Assistant. Bonnie Anzelmo, Injured Workers Advocates was also present.

Chairman Barden called the meeting to order at 10:33 AM

**AGENDA**

Commissioner Barden moved that the agenda be approved. Commissioner Taylor seconded the motion, and the motion was approved.

**APPROVAL OF MINUTES – BUSINESS MEETING OF JULY 19, 2021**

Commissioner Barden moved that the minutes of the Business Meeting of July 19, 2021, be approved. Commissioner James seconded the motion, and the motion was approved.

**GENERAL ANNOUNCEMENTS**

No general announcements.

**APPLICATIONS FOR APPROVAL TO SELF-INSURE**

Self-insurance applications were presented by Emillie Boggs, Self-Insurance Director. Seven (7) prospective members of four (4) funds was presented to the Commission for approval.

**New Applications:**

**Palmetto Timber Fund**  
Tri-County Pallet Company Inc

**SC McDonalds Self-Insurance Trust**

Hill Management Company, d/b/a McDonald's Restaurants

**SC School Boards Insurance Trust**

Low Country Education Consortium/ Low Country Virtual

**South Carolina Home Builders SIF**

Axis Construction LLC

Johnston Contracting LLC

Muy Bello Construction LLC

Stephen A Martin Painting Inc

After examination of the applications, it was determined that each complied with the Commission's requirements and each was recommended for approval. Commissioner Wilkerson made a motion to approve all members and funds application to self-insure, and Commissioner Barden seconded the motion. The motion was approved.

**DEPARTMENT DIRECTORS' REPORTS**

Each Department Director presented an overview of their report that was submitted in written form.

**VOCATIONAL REHABILITATION**

The Vocational Rehabilitation report was submitted in written form. There were no questions or comments from the Commission.

**EXECUTIVE DIRECTOR'S REPORT**

The Executive Director's report was submitted in written form. Mr. Cannon pointed out a few highlights of the report; including an update on the Ad Hoc Committee and Covid claim numbers.

**ADMINISTRATION – FINANCIAL REPORT**

Gary Cannon, Executive Director submitted the Financial Report to the Commission in written form. Mr. Cannon highlighted key data from the report.

**OLD BUSINESS**

No old business.

**NEW BUSINESS**

Executive Director, Gary Cannon, proposed to the Commission to change the Full Commission Business Meetings scheduled on November 15, 2021 to November 22, 2021, and December 13, 2021 to December 20, 2021, due to schedule changes from SAWCA and the Judicial College.

Commissioner Barden made a motion to approve the dates set forth by Mr. Cannon. Commissioner Campbell seconded the motion. The motion was approved.

Mr. Roberts made an introduction of our new legal extern, Darcy Compton. Ms. Compton is joining our agency as a part of the USC School of Law program. Ms. Compton will be observing the agency and its role and the Commissioners in their Judicial role. The Commission welcomed Ms. Compton.

### **EXECUTIVE SESSION**

Commissioner Barden made a motion to move into Executive Session to discuss a contractual matter and receive legal briefing from General Counsel. Commissioner Taylor seconded the motion, and the motion was approved. The Commission went into Executive Session at 10:48 a.m.

Commissioner Taylor made the motion to leave Executive Session at 11:47 a.m.; noting that no action was taken. Commissioner Barden seconded the motion, and the motion was approved.

### **ADJOURNMENT**

Commissioner Barden made the motion to adjourn. Commissioner Taylor seconded the motion, and the motion was approved.

The August 30, 2021, meeting of the South Carolina Workers' Compensation Commission adjourned at 11:48 a.m.

Reported: September 15, 2021  
Amy Proveaux  
Office of the Executive Director

# State of South Carolina

1333 Main Street, 5<sup>th</sup> Floor  
P.O. Box 1715  
Columbia, S.C. 29202-1715



TEL: (803) 737-5700  
FAX: (803) 737-5764

## *Workers' Compensation Commission*

**TO:** Gary Cannon

**FROM:** Bridget Ward

**DATE:** September 14, 2021

**SUBJECT: Monthly Human Resources Report for September 2021 Business Meeting**

This report summarizes the activities of Human Resources during the period of August 1, 2021 through August 31, 2021.

In August the Commission had 52 full time employees. We have 1 temporary legal intern and 1 extern. We have 1 part-time employee.

- **New Hires:** One
- **Separations or Retirements:** Two
- **FMLA Leaves:** One

In August, 8 SCEIS transactions and 19 SCEIS time/leave transactions were processed. Detailed payroll and time reports were run as scheduled. A virtual DSHR Advisory meeting was attended along with a virtual Performance Learning and Consortium that was hosted by the Department of Administration.

Six "All Employee" emails were sent during the month. HR processed 9 travel reports in the month of August. HR responded to leave and benefit questions and made changes as needed or requested. HR received and reviewed 1197 emails and sent 423 emails.

There is one on going building issue which includes the law firm on the floor and Gary Cannon is the point of contact for the issue. There were four other building issues that occurred throughout the month and all were resolved in a timely manner. Parking issues incurred were two and there were two updates to the parking assignments. No extra fees will be billed to the Commission.

Since March of 2020, the division of State Human Resources (DSHR) has required that all agencies report their attendance numbers. Opposed to daily, agencies are now only required to report numbers once a week. HR has been reporting who was working onsite, telecommuting, and taking leave. Our numbers are reported every Wednesday to DSHR. We no longer report on new COVID cases. There was one COVID case this in the office this month and the employee return to work after protocol was followed, contact tracing was done and the appropriate quarantine/isolation period was observed.

After the interviewing process was concluded in July, a replacement Administrative Coordinator was hired and she started on August 3. We received notice that a Program Coordinator I will be leaving on September 17. The position was posted in August and interviews for a replacement will start in September.

# State of South Carolina

1333 Main St, Suite 500  
P.O. Box 1715  
Columbia, S.C. 29202-1715



Tel: (803) 737-5700  
Fax: (803) 737-1258  
www.wcc.sc.gov

## Workers' Compensation Commission

---

To: Gary Cannon  
SCWCC Executive Director  
From: Sandee Sprang, IT Director  
Date: September 15, 2021  
Subject: IT Department September 2021 Full Commission Report

---

This report summarizes the activities and accomplishments for projects and initiatives in the IT department during August 2021.

### **I. Systems Operations, Maintenance and Support**

#### EDI

The team worked with multiple EDI Trading Partners identify specific reasons for data rejections on Claims and POC submissions. We continue our participation in IAIABC conference calls for: Jurisdiction Only meetings, EDI Claims Committee and the POC 3.0 taskforces.

#### Progress

Duane provided standard support for invoice and check reconciliation issues to end users. The new Progress development environment is operational, and implementation of the version 12 production environment is scheduled for September 22<sup>nd</sup> starting at 5 PM. The maintenance window will last until 11:00 PM.

#### Systems Support

During August, in addition to the standard break/fix work, Jason completed rolling out Microsoft Teams to agency staff. He also completed the configuration image for the new laptops and began deploying the new hardware. A new security protocol is being used and it slightly alters the boot process, requiring a 6-digit pin number at startup.

#### Reporting

The IT team generated several Open Claims reports and Outstanding Carrier Fines for external stakeholders and provided Compliance reports for internal staff. Sandee completed the Division of Information Security's annual report.

#### Hardware

Jason is tracking the status of hardware related to the upfit of Hearing Room A and B; supply chain issues are constraining the start date for this project.

## **II. Projects, Enhancements and Development**

### Legacy Modernization

The IT team continues their work in developing the detailed requirements and specifications for the RFP solicitation. They received demonstrations of workflow and business rules engine (BRE) software applications from several different vendors. They also met with several companies who provide software and services related to analyzing the quality and structural condition of custom-built software.

### Other Tasks

Jason gathered technology cost estimates required if our agency were to relocate.



# State of South Carolina



## Workers' Compensation Commission

---

**To:** Mr. Gary Cannon  
SCWCC Executive Director

**From:** Wayne Ducote, Jr.  
IMS Director

**Date:** 16-Sep-21

**Subj:** Insurance and Medical Services Department  
August 2021 Full Commission Report

---

Please find attached information provided to summarize the status and workflow of initiatives currently underway within the Insurance and Medical Services (IMS) Department.

In addition to the statistical data provided, please be advised of the following:

- |                     |  |
|---------------------|--|
| Compliance Division | <ol style="list-style-type: none"><li>1. Reviewing revenue metrics / projections.</li><li>2. Working with staff to review workflow processes and additional training opportunities.</li><li>3. Continuing to explore outreach opportunities with stakeholders.</li></ol> |
| Coverage Division   | <ol style="list-style-type: none"><li>1. Working with staff to review workflow processes and explore opportunities to enhance service provision.</li><li>2. Lapse in Coverage: 43 new registrants; 0 notifications sent.</li></ol>                                       |
| Medical Services    | <ol style="list-style-type: none"><li>1. No medical bill reviewer certifications were completed and processing six medical bill reviewer certifications and renewals.</li><li>2. Three medical bill pricing reviews were done in the month of August.</li></ol>          |

While this summary is in no way all-inclusive, it may serve to assist you and our Commissioners in understanding the key initiatives underway in the IMS Department and provide measures by which the Department's effectiveness can be gauged. IMS welcomes any guidance that you and/or our Commissioners can provide concerning our performance and direction.

**Employer Rule to Show Cause Hearings and Compliance Activity**

The Compliance Division docketed **1** new RTSC cases and **2** total RTSC cases in the month of August. And, compelled **56** South Carolina employers to come into compliance with the Act. Year to date, **2** new RTSC cases and **4** total RTSC cases have been docketed.

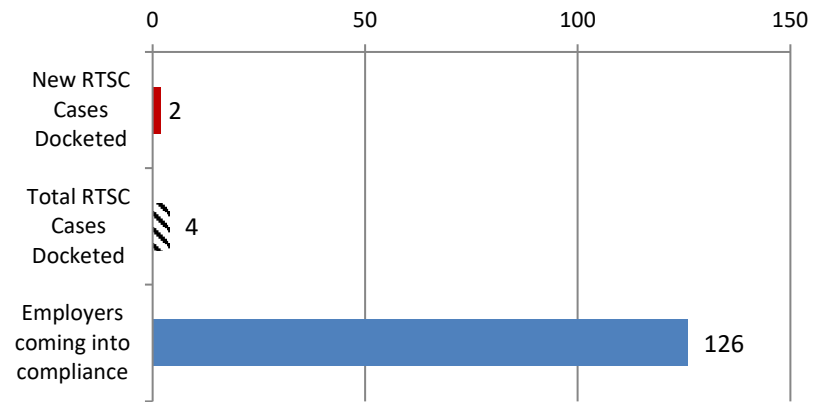
**Employers Obtaining Coverage**

Year to date, the Compliance Division has compelled **126** South Carolina employers to come into compliance with the Act. In so doing, approximately **955** previously uninsured workers are now properly covered.

**Penalties Waived**

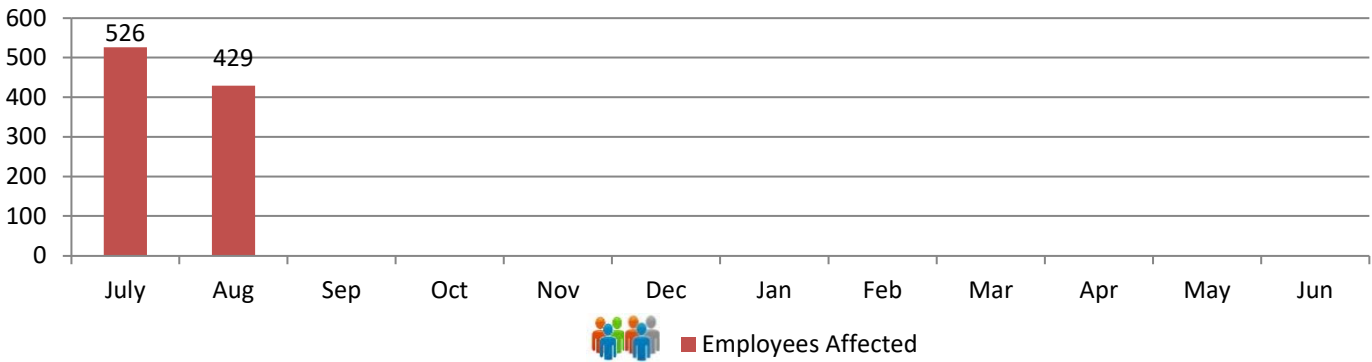
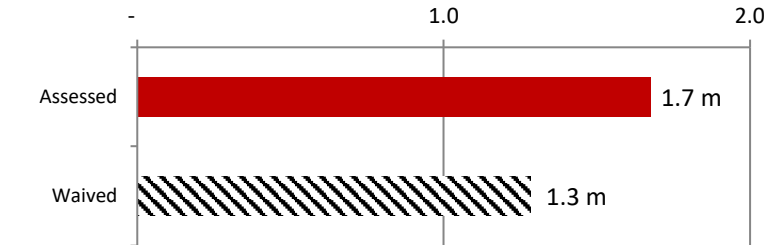
Although the Division has assessed \$1.7 m in fines this fiscal year, \$1.3 m have been waived or rescinded as employers have either obtained insurance coverage or were found not to be subject to the Act.

**RTSC and Compliance Activity**



**Fines and Penalties**

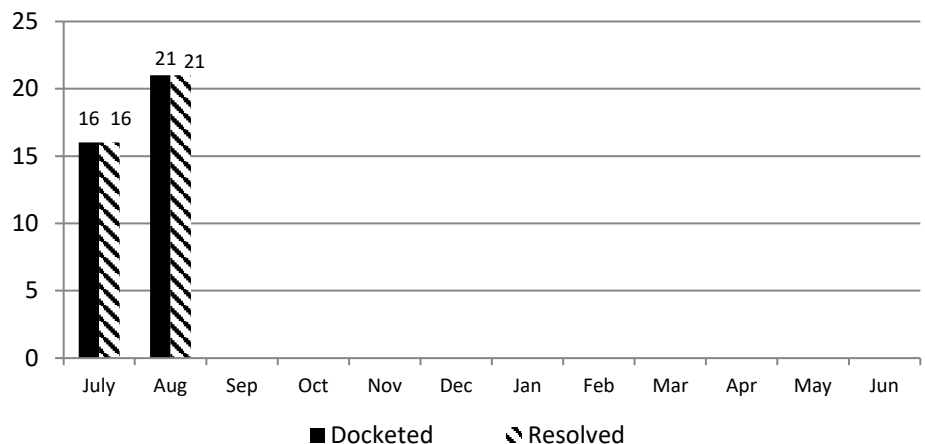
Millions



**Carrier Rule to Show Cause Hearings**

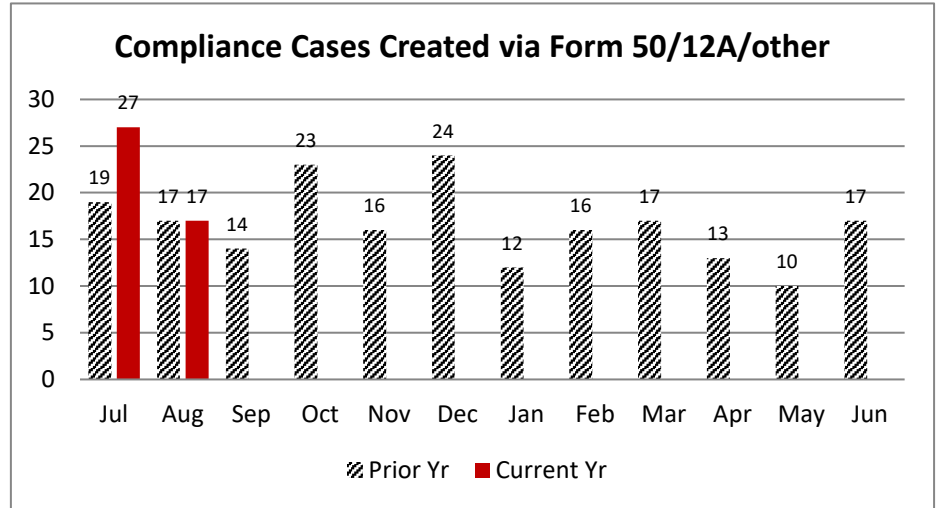
The Compliance Division manages the Rule to Show Cause process involving the recovery of outstanding carrier fines and penalties. In the month of August 2021, 21 carrier RTSC cases were docketed; 21 cases were resolved for a total of \$8,050.

Year to date, a total of 37 carrier RTSC cases have been docketed, 37 cases for a total of \$16,850 have been resolved.



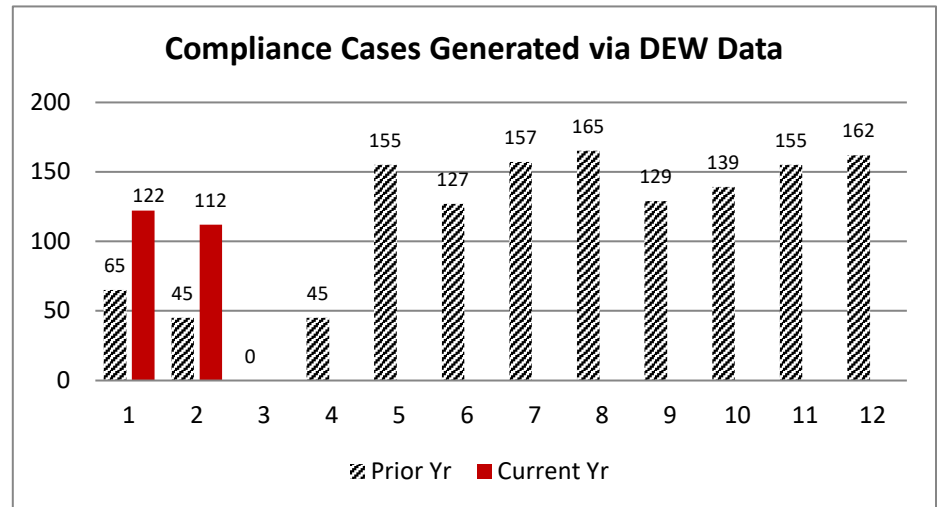
In August 2021, 17 compliance files were created from the combined filings of Form 50's, 12A's, and stakeholder reporting involving uninsured employers.

YTD vs. Prior Year total (198): 22%  
 Aug 2020 to Aug 2021: 100%  
 Current Yr End trend: 133% of 2020-2021  
 YTD 2021-2022 v. YTD 2020-2021: 122%

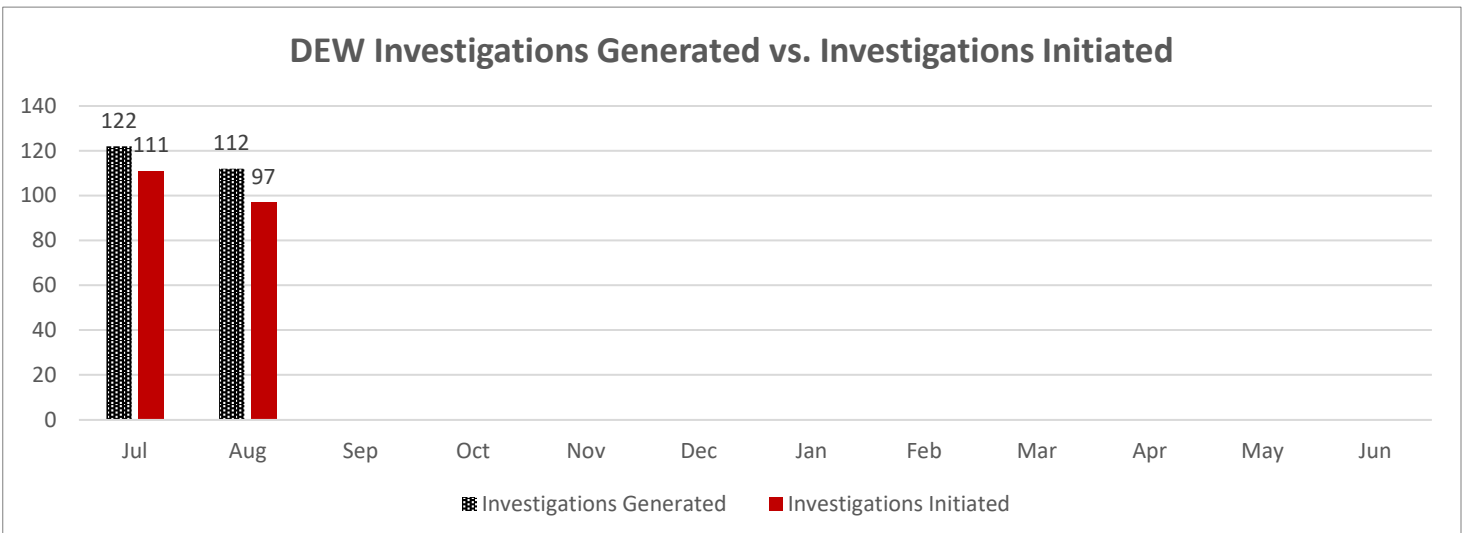


In Aug 2021, 112 compliance files were generated from the DEW data process.

YTD vs. Prior Year total (1,344): 17%  
 Aug 2020 to Aug 2021: 4688%  
 Current Yr End trend: 104% of 2019-2020  
 YTD 2021-2022 v. YTD 2020-2021: 213%



The DEW Data Pool is determined by the total number of potential, non-compliant employers who report wages to DEW with at least 4 employees and who's FEIN does not match with any coverage records in the Commission's coverage database. The investigations generated is the number of compliance investigations generated from the pool. The investigations initiated is the number of compliance investigations initiated from those that were generated.



**Carryover Caseload:**

The Compliance Division closed Aug 2021 with 321 cases active, compared to an active caseload of 209 at the close of Aug 2020.

**Cases Resolved:**

For the month of August 2021, Compliance Division staff closed-out 151 cases.

**Compliance Fines:**

In August 2021, the Compliance Division collected \$84,318 in fines and penalties. Year to Date, the Compliance Division has collected \$191,014 in fines and penalties.

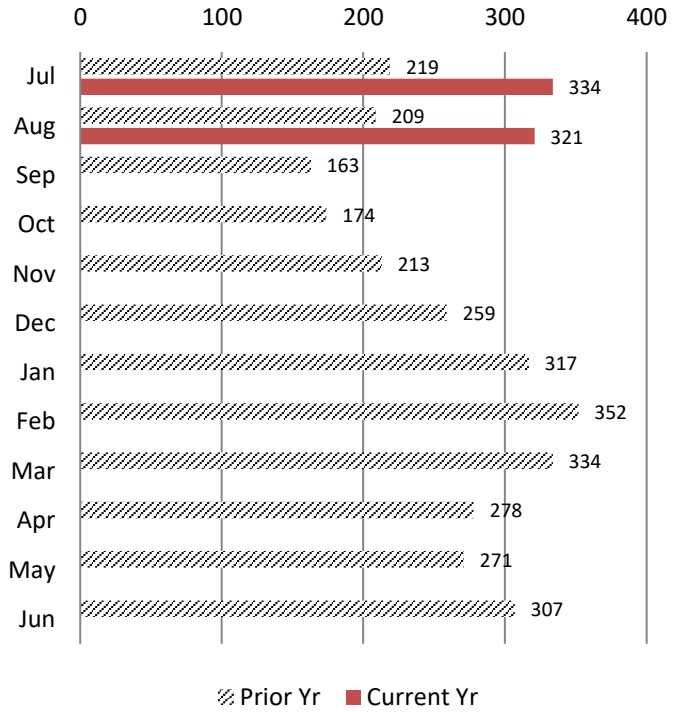
Year to Date vs Prior Year Total (\$785,893): 24%

Aug 2020 vs. Aug 2021: 113%

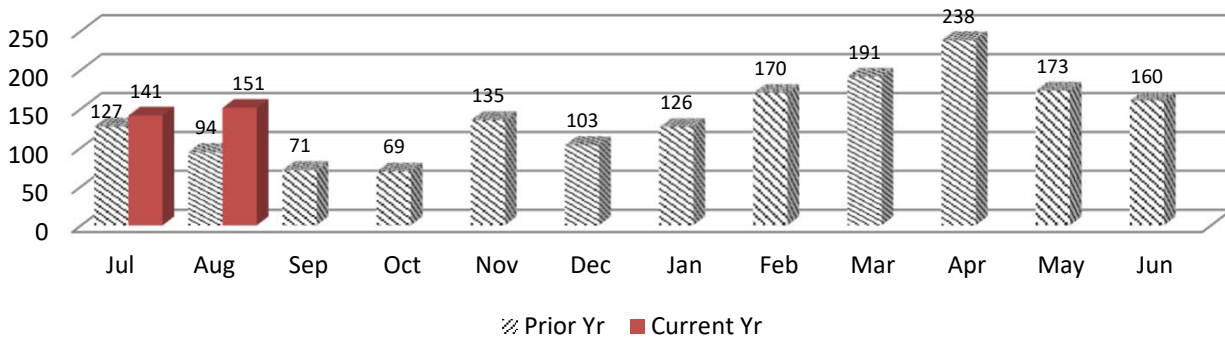
Current Year End trend is 146% of 2020-2021

YTD 2020-21 (Aug - June) vs YTD 2021-2022: 134%

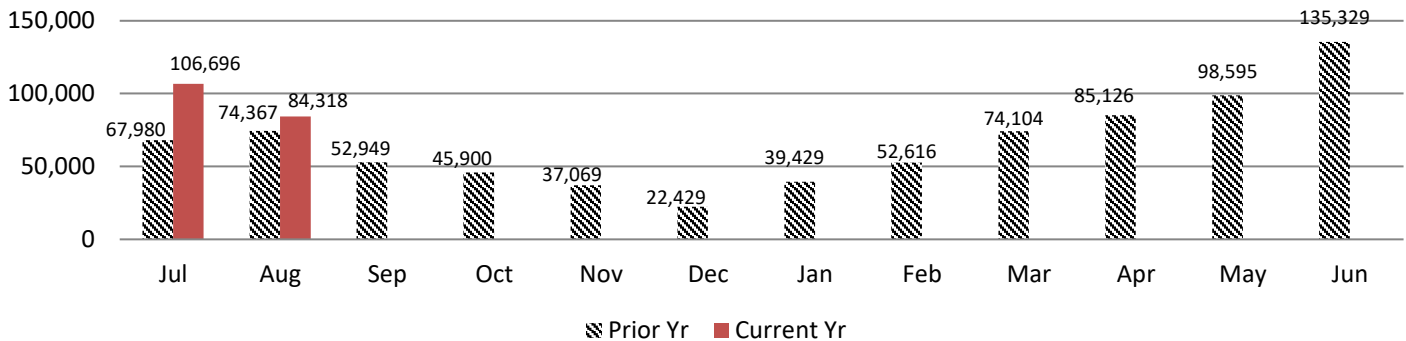
**Caseload Pending v. Prior Year**



**Cases Resolved v. Prior Year**



**Compliance Fines Collected v. Prior Year**

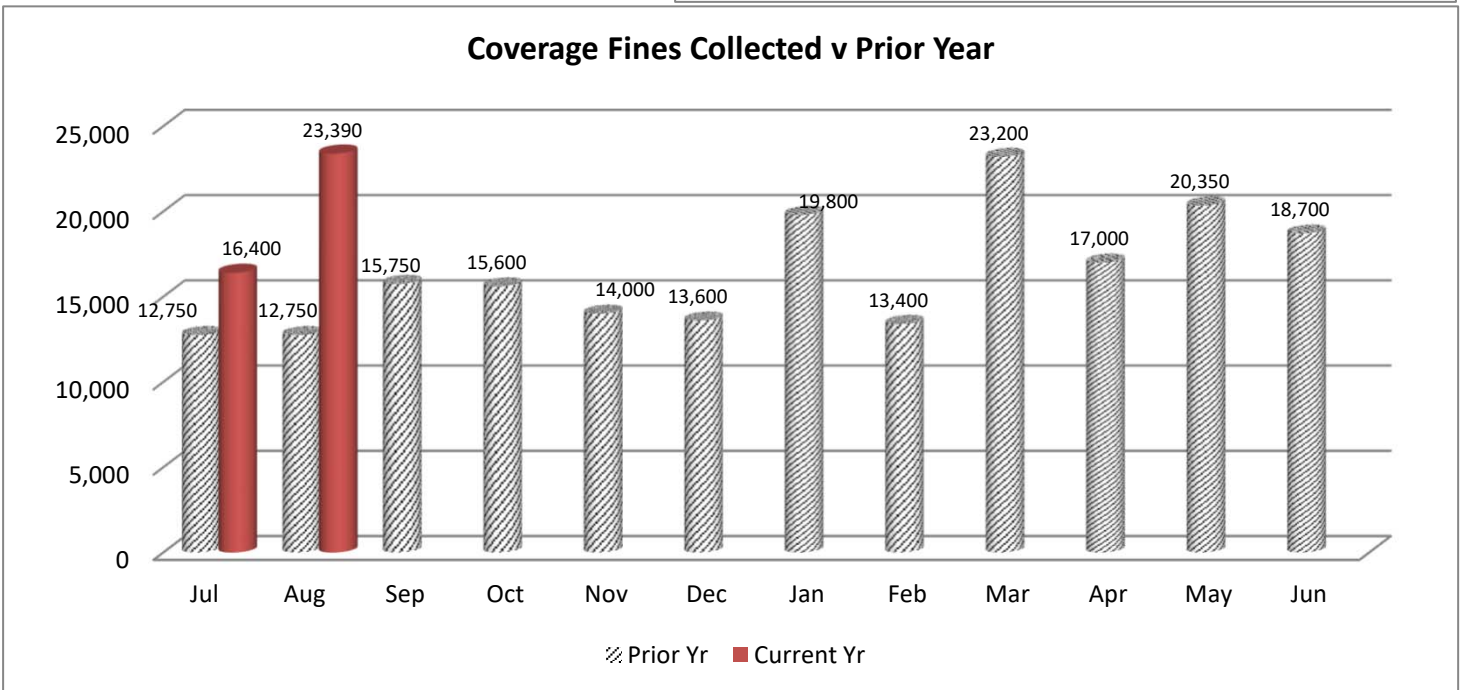
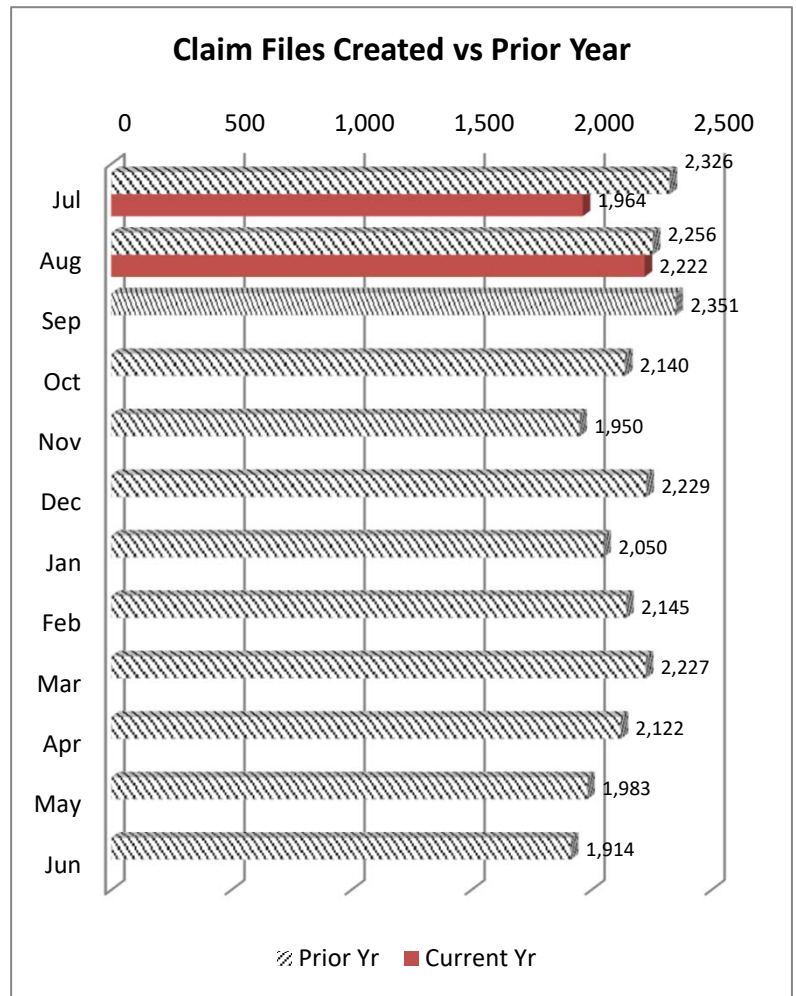


**WCC Claim Files:**

In Aug 2021, the Coverage Division received a total of 2,222 WCC Claim files. Of these, 1,918 were created through proper carrier filing of a 12A, and 304 were generated as a result of a Form 50 claim filing. Year to Date 4,186 Claim files have been created which is 16% of claim file volume prior year (25,693).

**Coverage Fines:**

The Coverage Division collected \$23,390 in fine revenue in Aug 2021, as compared to \$12,750 in Coverage fines/penalties accrued during August 2020. Year on Year, Coverage fines are at 20% of collections for prior year.




**IMS SELF INSURANCE DIVISION**

August 2021

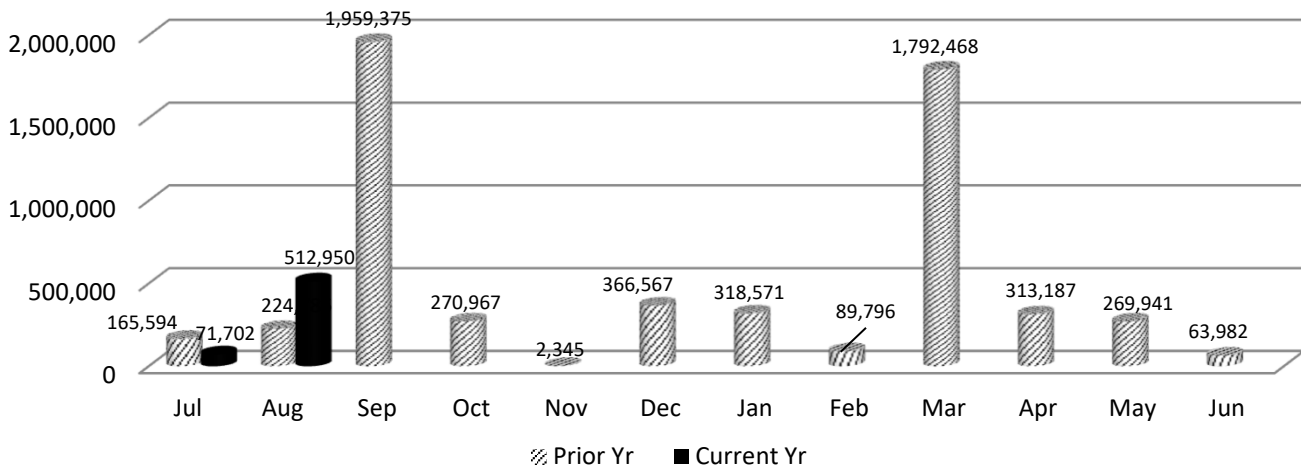
During the month of August 2021, the Self Insurance Division:

- \* collected \$512,950 in self-insurance tax.
- \* added 7 new self-insurers.
- \* conducted 4 Self Insurance audits.

Year to Date, Self Insurance tax revenue is trending at 150% of prior year and 4 Self Insurance audits have been completed.



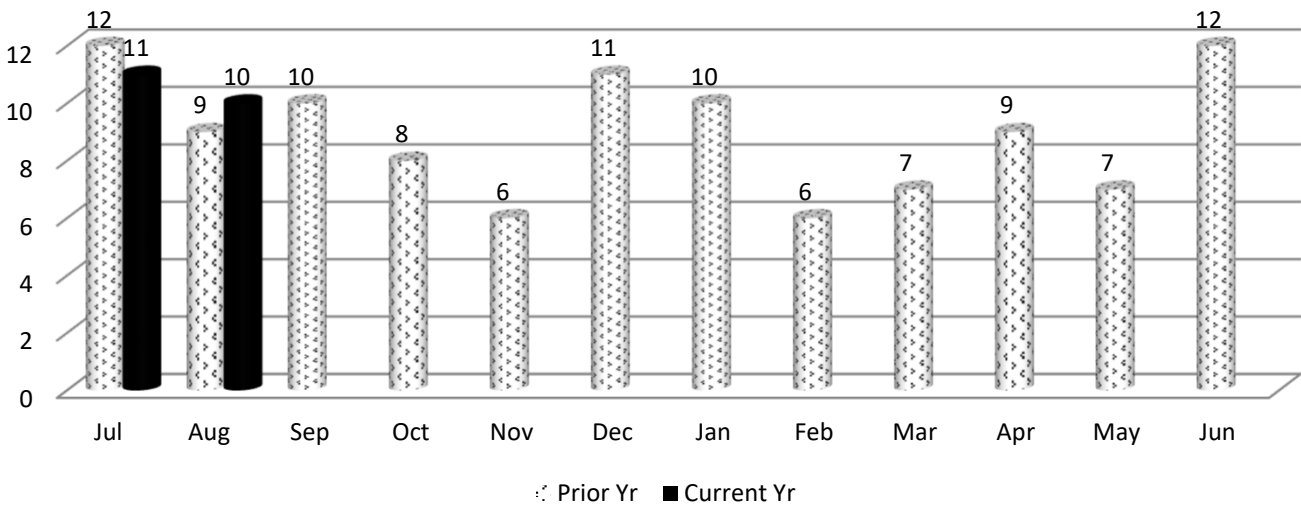
**Self Insurance Tax Collections v. Prior Year**



**IMS MEDICAL SERVICES DIVISION**

In August 2021, the Medical Services Division began the month with 11 bills pending review, received an additional 11 bills for review, conducted 12 bill reviews and ended the month with 10 bills pending.

**Medical Bills Pending Review v. Prior Year**



# State of South Carolina

1333 Main Street, 5<sup>th</sup> Floor  
P.O. Box 1715  
Columbia, S.C. 29202-1715



TEL: (803) 737-5700  
www.wcc.sc.gov

## *Workers' Compensation Commission* MEMORANDUM

To: Gary Cannon, Executive Director  
From: Sonji Spann, Claims Director  
Date: September 14, 2021  
Re: Claims Department September 2021 Full Commission Report

Attached is Claims Department activity for the period ending August 31, 2021. The format of the Claims Department report highlights the key workflow benchmarks. Comparison to last month and last year can be found on the attached excel spread sheet.

Processed	15,524
Closed	2,233
Reviewed	3,742
Revenue	\$60,800
Total Fines	338
Form 18 Fines	321
EDI – 18's	2,643
Emailed -18's	1,580
USPS-18's	174
Form 61's Rec'd	655
Form 61's App	569
Third Party Settlements Rec'd	24
Third Party Settlements Processed	24

# Claims Department Statistcal Report

## Statistics For FY21-22

For the period July 1, 2021 to Aug. 31, 2021

	July	August	Sept	Oct	Nov	Dec	FY21-22 Total	FY20-21 Total same period	% Chg same period FY20-21	Totals FY19-20 same period
<b>Claims Services</b>										
<b>Forms 15-I</b>	1,023	1,157					2,180	2,490	-12%	2,440
<b>Forms 15-II/Forms 17</b>	933	1,028					1,961	2,058	-5%	1,996
<b>Forms 16 for PP/Disf</b>	187	216					403	492	-18%	359
<b>Forms 18</b>	4,325	4,511					8,836	9,244	-4%	9,530
<b>Forms 20</b>	546	591					1,137	1,210	-6%	1,471
<b>Form 50 Claims Only</b>	291	316					607	583	4%	558
<b>Form 61</b>	652	655					1,307	1,553	-16%	1,494
<b>Letters of Rep</b>	251	258					509	435	17%	405
<b>Clinchers</b>	831	744					1,575	1,835	-14%	1,602
<b>Third Party Settlements</b>	14	24					38	27	41%	29
<b>SSA Requests for Info</b>	64	49					113	71	59%	180
<b>Cases Closed</b>	2,028	2,233					4,261	5,822	-27%	4,886
<b>Cases Reviewed</b>	2,849	3,742					6,591	7,679	-14%	6,240
							-	-		-
							-	-		-
<b>Total Fines Assessed</b>	297	338					635	722	-12%	3,117
<b>Form 18 Fines</b>	331	321					652	716	-9%	2,601
<b>Total Amt Paid</b>	\$38,650	\$60,800	\$0	\$0	\$0	\$0	\$ 99,450	\$ 74,050	34%	\$ 290,900



State of South Carolina

1333 Main Street  
P.O. Box 1715  
Columbia, S.C. 29202-1715



Tel: (803) 737-5700  
Fax: (803) 737-1234  
www.wcc.sc.gov

**Workers' Compensation Commission**

September 13, 2021

**To:** Gary Cannon  
Executive Director

**From:** Amy A. Bracy  
Judicial Director

**RE: Monthly Judicial Report for August 2021**

During the month of August, the Judicial Department processed eight hundred forty-five (845) requests for hearings (claimant and defense pleadings), one hundred twenty (120) Motions and one hundred forty-nine (149) clincher conference requests that were sent to the Jurisdictional Commissioners.

There were sixty-one (61) Single Commissioner Hearings conducted during the past month, eleven (11) pre-hearing conferences held, and eight (8) Full Commission hearings held. A total of four hundred twenty-six (426) Orders (Single Commissioner Orders, Consent Orders and Administrative Orders) were served at the single Commissioner level, thirty-seven (37) of those were Decision and Orders that resulted from hearings that went on the record and one hundred thirty-nine (139) were Motion Orders that were a result of Motions ruled upon by Commissioners.

The Informal Conference system conducted two hundred (200) hearings during the last month.

There were twenty-one (21) regulatory mediations scheduled and sixty-five (65) requested mediations. The Judicial Department was notified of sixty-three (63) matters resolved in mediation, with the receipt of Forms 70.

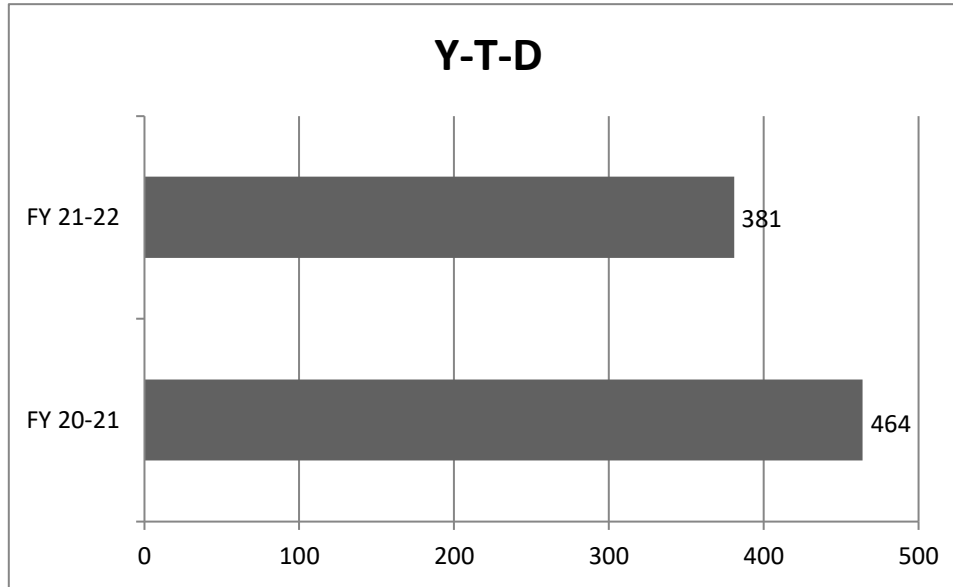
In the month of August, Judicial received five (5) Notice of Intent to Appeal to the Court of Appeals and zero (0) to the Circuit Court.

**Judicial Department Statistcal Report  
Statistics For Fiscal Year 2021-2022**

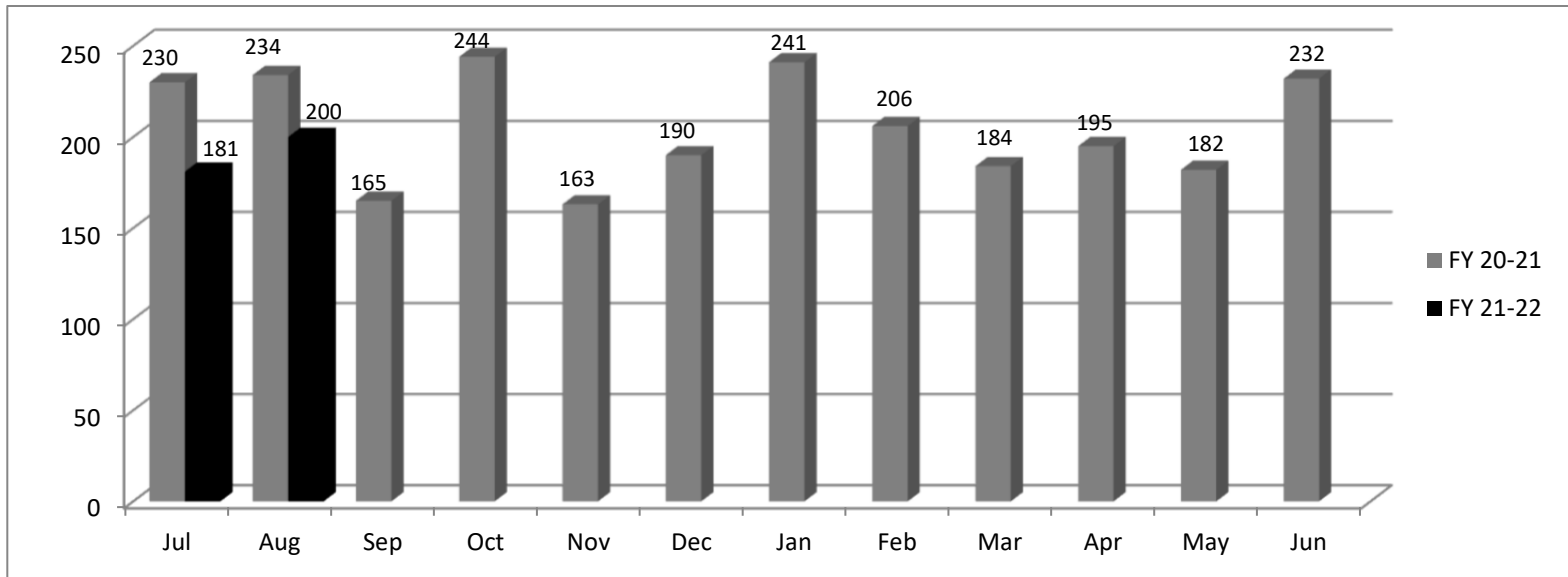
	July	Aug	Sept	Oct	Nov	Totals YTD 2021-2022	Totals YTD 2020-2021	% Diff from prev year	YTD Diff + (-)	FY21-22 Mth Avg	FY20-21 Mth Avg
Claimant Pleadings	484	560				1,044	1094	-5%	(50)	522	547
Defense Response to Pleadings	409	406				815	875	-7%	(60)	408	438
Defense Pleadings	287	285				572	595	-4%	(23)	286	298
Motions	140	120				260	329	-21%	(69)	130	165
Form 30	14	21				35	23	52%	12	18	12
FC Hearings Held	7	8				15	8	88%	7	8	4
FC Orders Served	14	14				28	19	47%	9	14	10
Single Comm. Hearings Held	40	61				101	154	-34%	(53)	51	77
Single Comm. Orders Served	215	189				404	422	-4%	(18)	202	211
Single Comm. Pre-Hearing Conf Held	14	11				25	56	-55%	(31)	13	28
Consent Orders	211	218				429	588	-27%	(159)	215	294
Adminstrative Orders	4	19				23	28	-18%	(5)	12	14
Clincher Conference Requested	109	149				258	265	-3%	(7)	129	133
Informal Conference Requested	228	278				506	603	-16%	(97)	253	302
Informal Conference Conducted	181	200				381	464	-18%	(83)	191	232
Regulatory Mediations	26	21				47	64	-27%	(17)	24	32
Requested Mediations	65	65				130	114	14%	16	65	57
Ordered Mediations	0	0				0	1	-100%	(1)	0	1
Mediation Resolved	44	63				107	111	-4%	(4)	54	56
Mediation Impasse	22	19				41	25	64%	16	21	13
Mediation Held; Issues Pending	0	2				2	0	0%	2	1	0
Claim Settled Prior to Mediation	7	14				21	16	31%	5	11	8
Mediation Not Complete in 60 days	4	1				5	3	67%	2	3	2

**Informal Conf. Conducted**

	FY 20-21	FY 21-22
Jul	230	181
Aug	234	200
Sep	165	
Oct	244	
Nov	163	
Dec	190	
Jan	241	
Feb	206	
Mar	184	
Apr	195	
May	182	
Jun	232	
<b>Total</b>	<b>2466</b>	<b>381</b>

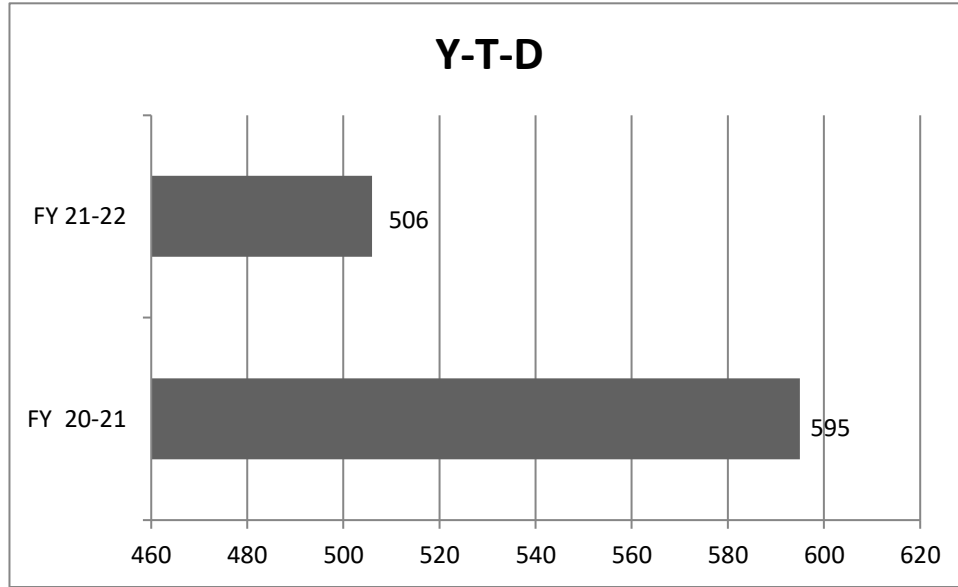


	FY 20-21	FY 21-22
<b>Y-T-D</b>	<b>464</b>	<b>381</b>

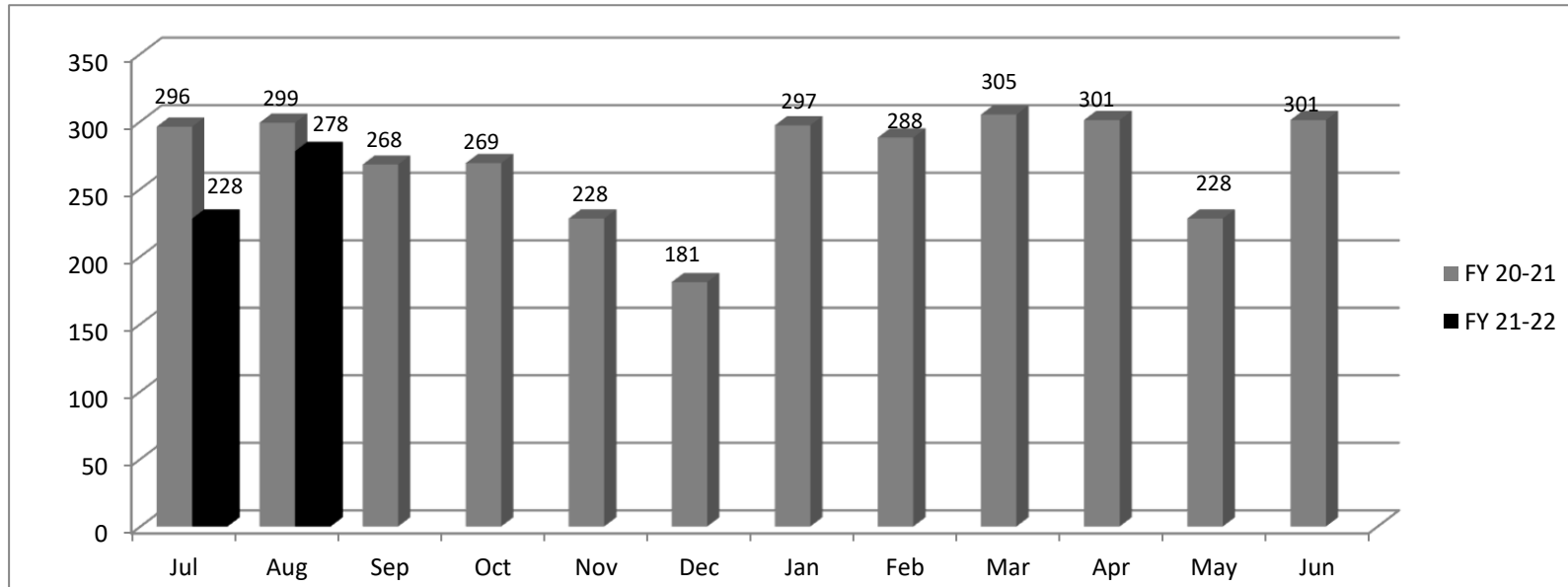


**Informal Conf. Requested**

	FY 20-21	FY 21-22
Jul	296	228
Aug	299	278
Sep	268	
Oct	269	
Nov	228	
Dec	181	
Jan	297	
Feb	288	
Mar	305	
Apr	301	
May	228	
Jun	301	
<b>Total</b>	<b>3261</b>	<b>506</b>



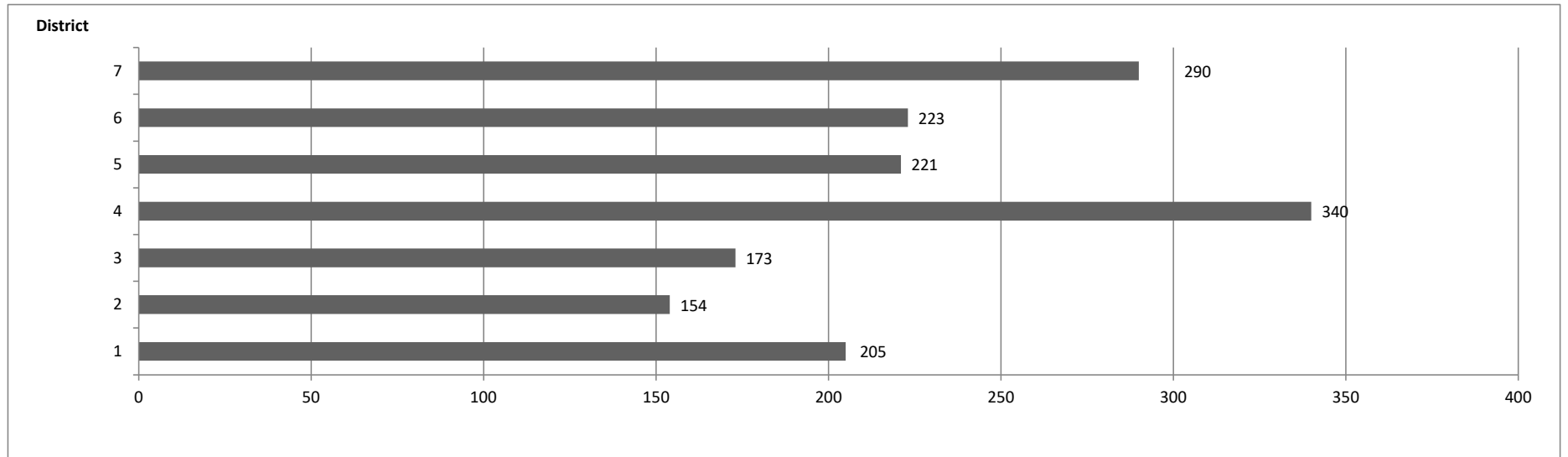
	FY 20-21	FY 21-22
<b>Y-T-D</b>	<b>595</b>	<b>506</b>



### Pleadings Assigned - Three Year Comparison by Month

	District 1			District 2			District 3			District 4			District 5			District 6			District 7		
	Greenville			Anderson			Orangeburg			Charleston			Florence			Spartanburg			Richland		
	21-22	20-21	19-20	21-22	20-21	19-20	21-22	20-21	19-20	21-22	20-21	19-20	21-22	20-21	19-20	21-22	20-21	19-20	21-22	20-21	19-20
Jul	112	120	99	87	81	84	72	85	123	166	151	183	109	126	136	122	112	137	156	154	140
Aug	93	88	99	67	73	85	101	105	78	174	142	168	112	125	153	101	95	104	134	133	147
Sep		87	101		70	77		107	98		162	174		128	108		113	104		169	131
Oct		93	115		81	90		125	76		175	187		115	124		104	121		159	142
Nov		92	83		88	74		100	108		176	155		96	116		104	78		134	148
Dec		90	81		68	65		115	80		168	140		132	99		96	104		141	117
Jan		79	98		56	69		96	78		172	186		110	104		88	88		124	110
Feb		84	91		88	85		86	78		133	143		101	132		93	126		118	166
Mar		125	112		93	96		118	134		201	187		132	131		106	111		164	183
Apr		94	90		63	78		100	90		138	150		112	136		106	100		134	140
May		90	100		69	80		85	80		134	126		110	103		98	104		126	125
Jun		95	112		74	75		98	91		164	170		117	97		103	109		134	175
<b>Totals</b>	<b>205</b>	<b>1137</b>	<b>1181</b>	<b>154</b>	<b>904</b>	<b>958</b>	<b>173</b>	<b>1220</b>	<b>1114</b>	<b>340</b>	<b>1916</b>	<b>1969</b>	<b>221</b>	<b>1404</b>	<b>1439</b>	<b>223</b>	<b>1218</b>	<b>1286</b>	<b>290</b>	<b>1690</b>	<b>1724</b>

### Pleadings Assigned by District Year to Date



SC WCC Referrals  
SFY 2020

COUNTY	July	Aug	Sep	Oct	Nov	Dec	Jan	Feb	Mar	Apr	May	June	County Total	% of State Total
Abbeville	0	0	0	0	0	0	0	0	0	0	0	0	0	0.00%
Aiken	7	7	0	0	0	0	0	0	0	0	0	0	14	3.47%
Allendale	1	2	0	0	0	0	0	0	0	0	0	0	3	0.74%
Anderson	13	10	0	0	0	0	0	0	0	0	0	0	23	5.69%
Bamberg	2	1	0	0	0	0	0	0	0	0	0	0	3	0.74%
Barnwell	0	3	0	0	0	0	0	0	0	0	0	0	3	0.74%
Beaufort	10	9	0	0	0	0	0	0	0	0	0	0	19	4.70%
Berkeley	5	5	0	0	0	0	0	0	0	0	0	0	10	2.48%
Calhoun	0	1	0	0	0	0	0	0	0	0	0	0	1	0.25%
Charleston	11	13	0	0	0	0	0	0	0	0	0	0	24	5.94%
Cherokee	3	1	0	0	0	0	0	0	0	0	0	0	4	0.99%
Chester	0	2	0	0	0	0	0	0	0	0	0	0	2	0.50%
Chesterfield	1	1	0	0	0	0	0	0	0	0	0	0	2	0.50%
Clarendon	3	0	0	0	0	0	0	0	0	0	0	0	3	0.74%
Colleton	1	3	0	0	0	0	0	0	0	0	0	0	4	0.99%
Darlington	2	8	0	0	0	0	0	0	0	0	0	0	10	2.48%
Dillon	3	1	0	0	0	0	0	0	0	0	0	0	4	0.99%
Dorchester	5	5	0	0	0	0	0	0	0	0	0	0	10	2.48%
Edgefield	0	0	0	0	0	0	0	0	0	0	0	0	0	0.00%
Fairfield	3	2	0	0	0	0	0	0	0	0	0	0	5	1.24%
Florence	7	9	0	0	0	0	0	0	0	0	0	0	16	3.96%
Georgetown	2	1	0	0	0	0	0	0	0	0	0	0	3	0.74%
Greenville	15	15	0	0	0	0	0	0	0	0	0	0	30	7.43%
Greenwood	6	2	0	0	0	0	0	0	0	0	0	0	8	1.98%
Hampton	0	5	0	0	0	0	0	0	0	0	0	0	5	1.24%
Horry	8	9	0	0	0	0	0	0	0	0	0	0	17	4.21%
Jasper	1	1	0	0	0	0	0	0	0	0	0	0	2	0.50%
Kershaw	5	3	0	0	0	0	0	0	0	0	0	0	8	1.98%
Lancaster	1	2	0	0	0	0	0	0	0	0	0	0	3	0.74%
Laurens	2	1	0	0	0	0	0	0	0	0	0	0	3	0.74%
Lee	1	0	0	0	0	0	0	0	0	0	0	0	1	0.25%
Lexington	15	17	0	0	0	0	0	0	0	0	0	0	32	7.92%
Marion	0	2	0	0	0	0	0	0	0	0	0	0	2	0.50%
Marlboro	3	1	0	0	0	0	0	0	0	0	0	0	4	0.99%
McCormick	0	1	0	0	0	0	0	0	0	0	0	0	1	0.25%
Newberry	2	1	0	0	0	0	0	0	0	0	0	0	3	0.74%
Oconee	2	3	0	0	0	0	0	0	0	0	0	0	5	1.24%
Orangeburg	5	8	0	0	0	0	0	0	0	0	0	0	13	3.22%
Pickens	8	9	0	0	0	0	0	0	0	0	0	0	17	4.21%
Richland	12	10	0	0	0	0	0	0	0	0	0	0	22	5.45%
Saluda	1	2	0	0	0	0	0	0	0	0	0	0	3	0.74%
Spartanburg	13	15	0	0	0	0	0	0	0	0	0	0	28	6.93%
Sumter	11	1	0	0	0	0	0	0	0	0	0	0	12	2.97%
Union	0	0	0	0	0	0	0	0	0	0	0	0	0	0.00%
Williamsburg	1	6	0	0	0	0	0	0	0	0	0	0	7	1.73%
York	9	6	0	0	0	0	0	0	0	0	0	0	15	3.71%
Monthly Totals	200	204	0	0	0	0	0	0	0	0	0	0	404	100.00%

# State of South Carolina

1333 Main Street, 5<sup>th</sup> Floor  
P.O. Box 1715  
Columbia, S.C. 29202-1715



## Workers' Compensation Commission

### Executive Director's Report September 20, 2021

#### Ad Hoc Advisory Committee – Medical Services Provider Manual

The third AD Hoc Committee Meeting was held on Friday, August 20, 2021 via Zoom. Twenty-nine members and staff participated. The Committee discussed the process for updating the Medical Services Provider Manual (MSPM) and related issues of interest to the stakeholders. Staff was asked to conduct research on the legal requirements for updating the MSPM for the next meeting. The next meeting was scheduled for, Friday September 10, 2021 at 10:00 am, via Zoom for the purpose of developing recommendations for presentation to the Commissioners at the October business meeting

#### COVID-19 Claims for August 2021

Total Claims Filed from 2/1/2020 – 8/31/2021	3591
Claims reported to the Commission in August, 2021	140
Total Reported Fatalities from 2/1/2020 – 7/31/2021	26
Open Claims denied on Form 19	8
Closed Claims denied on a Form 19	2176
Total Claims closed	3342
Claims with attorney representation	124
Claims with active Judicial Activity	18
Claims with closed Judicial Activity	59
Total Medical Paid on closed claims thru 7/31/2021	\$625,608.85
Total Non-Medical Paid on closed claims thru 7/31/2021	\$2,260,916.39
Counties reporting highest number of claims	Greenville (464) Charleston (406) Richland (278)
Occupation reporting the highest number of claims	Registered Nurse (411)

**Meetings/Activities**

During the month of August, the Executive Director participated in 8 pending litigation team meetings, 5 meetings related to the IT project RFP, 2 meetings related to the Ad Hoc Committee, 2 meetings related to the office space lease renewal, 2 interviews, 1 meeting with Representative Murrell Smith and one meeting about the Judicial Conference Agenda.

**Constituent /Public Information Services**

For the period August 1, 2021 to August 31, 2021, the Executive Director's Office and the General Counsel's office had 418 electronic and personal contacts with claimants or constituents, state agencies, federal agencies, attorneys, service providers, business partners, and letters with congressional offices.

**Financial Transactions Activity**

For the period August 1, 2021 to August 31, 2021, the Director's office processed and approved 6 travel expense reports, 154 invoices, and 48 deposits for DOA to process in the SCIES system.

**SCWCC Stakeholder Electronic Distribution List**

For the period August 1, 2021 to August 31, 2021, we added one (1) individuals. Due to the receipt of email delivery failures, a total of seven (7) email addresses were deleted. A total of 751 individuals currently receive notifications from the Commission.

**Advisory Notices**

During the month of July, the office posted two (2) notices on the Commission's website and emailed it to the distribution list.



# *State of South Carolina*

1333 Main Street, 5<sup>th</sup> Floor  
P.O. Box 1715  
Columbia, S.C. 29202-1715



TEL: (803) 737-5700  
www.wcc.sc.gov

## *Workers' Compensation Commission*

### *MEMORANDUM*

**TO:** COMMISSIONERS

**FROM:** Gary Cannon  
Executive Director

**DATE:** September 16, 2021

**RE:** FINANCIAL REPORT - Period ending August 31, 2021

Attached is the Budget vs. Actual Report for the General Fund and Earmarked Fund for the fiscal year period ending August 31, 2021. The benchmark for this period is 17%.

#### Expenditures

The expenditures for the General Fund are on pages 1-2 of the attached report "Budget vs. Actual Report FY2021. The year-to-day expenditures in the General Fund (10010000) for this period is \$527,460. This includes \$101,952 expended from the IT Management Project Commitment Item 56100 in Information Services FY18 on page two. To portray a more accurate reflection of the operational expenses it is necessary to deduct budgeted amount in Commitment Item 561000, Special Item \$1,695,084, from the total budgeted expenditures in the General Fund and the \$101,952 actual expenditures in Information Services FY18 from the total General Fund YTD expenditures. This amount is budgeted for the IT Legacy System and is not a part of the daily operations. Reducing the total Current Budget in the General Fund by this amount leaves a total budgeted in the General Fund at \$2,826,472. Deducting the \$101,952 from the total expenditure in the General Fund is leaves \$425,508 operational expenditures. This amount is 15% of the adjusted total budgeted amount.

The Earmarked Fund financials begin on page 3 with the total expenditures found on page 10. The year-to-date expenditures for the Earmarked Fund (38440000) found on page 7 is \$363,884. This is 11% of budgeted amount.

The General Fund has \$21,718 and the Earmarked Fund has \$321,971 of Commitments items pending procurement. The information is found on page 1 of 1 in Commitments.

#### Revenues

The Earmarked Fund has \$3,170,991 of budgeted operating revenues. The Fund received \$482,852 or 15% of expected revenues through August 31, 2021.

#### Self-Insurance Tax Funds

To date we have received \$1,068,466 of Self-Insurance Tax funds.

**South Carolina Workers' Compensation Commission**  
**Budget vs. Actual Report**  
**FY 2022 As of 8/31/2021**  
**17% of year elapsed**

**Fund 10010000 - GENERAL FUND**

**Administration**

Commitment Item	Commitment Item Description	Current Budget	YTD Expenditures	% Used	Commitments	Remaining Balance
501015	DIRECTOR	138,686	23,692	17%		114,994
501058	CLASSIFIED POS	48,034				48,034
512001	OTHER OPERATING	323,033				
Total OTHER OPERATING:		323,033				323,033
<b>Total Administration:</b>		<b>509,753</b>	<b>23,692</b>	<b>5%</b>		<b>486,061</b>

**Inform. services**

Commitment Item	Commitment Item Description	Current Budget	YTD Expenditures	% Used	Commitments	Remaining Balance
5030067130	EQUIP&SUPP- EUC		1,110		21,718	
Total OTHER OPERATING:			1,110		21,718	-22,828
<b>Total Inform. services:</b>			<b>1,110</b>		<b>21,718</b>	<b>-22,828</b>

**Claims**

Commitment Item	Commitment Item Description	Current Budget	YTD Expenditures	% Used	Commitments	Remaining Balance
501058	CLASSIFIED POS	80,565	13,763	17%		66,802
<b>Total Claims:</b>		<b>80,565</b>	<b>13,763</b>	<b>17%</b>		<b>66,802</b>

**Commissioners**

Commitment Item	Commitment Item Description	Current Budget	YTD Expenditures	% Used	Commitments	Remaining Balance
501026	CHAIRMAN	168,057	28,710	17%		139,347
501033	COMMISSIONER	978,964	167,239	17%		811,725
501050	TAXABLE SUBS	70,000	13,321	19%		56,679
501058	CLASSIFIED POS	345,000	58,748	17%		286,252
<b>Total Commissioners:</b>		<b>1,562,021</b>	<b>268,018</b>	<b>17%</b>	<b>0</b>	<b>1,294,003</b>

**South Carolina Workers' Compensation Commission**  
**Budget vs. Actual Report**  
**FY 2022 As of 8/31/2021**  
**17% of year elapsed**

**Fund 10010000 - GENERAL FUND**

**Information Services FY18**

Commitment Item	Commitment Item Description	Current Budget	YTD Expenditures	% Used	Commitments	Remaining Balance
561000	Special Item	1,695,084	101,952	6%	0	1,593,132
<b>Total Information Services FY18:</b>		<b>1,695,084</b>	<b>101,952</b>	<b>6%</b>	<b>0</b>	<b>1,593,132</b>

**Insurance & Medical**

Commitment Item	Commitment Item Description	Current Budget	YTD Expenditures	% Used	Commitments	Remaining Balance
501058	CLASSIFIED POS	30,600	5,227	17%		25,373
<b>Total Insurance &amp; Medical:</b>		<b>30,600</b>	<b>5,227</b>	<b>17%</b>		<b>25,373</b>

**Judicial**

Commitment Item	Commitment Item Description	Current Budget	YTD Expenditures	% Used	Commitments	Remaining Balance
512001	OTHER OPERATING	29,852				
Total OTHER OPERATING:		29,852				29,852
<b>Total Judicial:</b>		<b>29,852</b>				<b>29,852</b>

**Employer Contributions**

Commitment Item	Commitment Item Description	Current Budget	YTD Expenditures	% Used	Commitments	Remaining Balance
513000	EMPLOYER CONTRIB	613,681	113,698	19%		499,983
<b>Total Employer Contributions:</b>		<b>613,681</b>	<b>113,698</b>	<b>19%</b>		<b>499,983</b>

<b>Total GENERAL FUND:</b>		<b>4,521,556</b>	<b>527,460</b>	<b>12%</b>	<b>21,718</b>	<b>3,972,378</b>
----------------------------	--	------------------	----------------	------------	---------------	------------------

**South Carolina Workers' Compensation Commission**  
**Budget vs. Actual Report**  
**FY 2022 As of 8/31/2021**  
**17% of year elapsed**

**Fund 38440000 - EARMARKED FUND**

**Administration**

Commitment Item	Commitment Item Description	Current Budget	YTD Expenditures	% Used	Commitments	Remaining Balance
501058	CLASSIFIED POS	791,985	38,033	5%		753,952
501070	OTH PERS SVC	41,000				41,000
512001	OTHER OPERATING	2,382,671				
5020030000	PRINT / BIND / ADV		106			
5021010003	LEGAL SRV-TRANSCRIPT				162	
5021020000	ATTORNEY FEES		1,794			
5024990000	OTH CNT-NON-IT & REA		502			
5030010000	OFFICE SUPPLIES		569			
5030010002	OFF SUP - MIN OFF EQ		9			
5030010004	SUBSCRIPTIONS		22			
5030030000	PRINTED ITEMS		211			
5030067101	PRGM LIC - APP SUPP		4,182		43,702	
5030067170	EQUIP&SUPP- PRINT EU		2,081			
5030070000	POSTAGE		5,952			
5032410000	MED/SCIENT/LAB SUPP		93			
5033090000	EMPLOYEE RECOG AWARD		2,427			
5040060000	ST RENT-NON ST BLDG		1,257		4,072	
5040070000	RENT-ST OWN RL PROP		120			
5040490009	RENT PARKING		1,300		15,525	
5041010000	DUES & MEMBER FEES		820			
5041840000	LEASE BLDG PRINCIPAL		103,290		223,550	
5041850000	LEASE BLDG INTEREST		366		346	
5050010000	IN ST-MEALS-NON-REP		155			
5050020000	IN ST-LODGING		1,461			
5050041000	HR-IN ST-AUTO MILES		400			
5050060000	IN ST-MISC TR EXP		53			
5050070000	IN ST-REGISTR FEES		430			
5050510000	OUT ST-MEALS-NON-REP		170			
5050570000	OUT ST-REGISTR FEES		930			
5051540000	LEASED CAR-ST OWNED		6,403			
<b>Total OTHER OPERATING:</b>		<b>2,382,671</b>	<b>135,102</b>	<b>6%</b>	<b>287,356</b>	<b>1,960,213</b>
<b>Total Administration:</b>		<b>3,215,656</b>	<b>173,134</b>	<b>5%</b>	<b>287,356</b>	<b>2,755,165</b>

**South Carolina Workers' Compensation Commission**  
**Budget vs. Actual Report**  
**FY 2022 As of 8/31/2021**  
**17% of year elapsed**

**Fund 38440000 - EARMARKED FUND**

**Inform. services**

Commitment Item	Commitment Item Description	Current Budget	YTD Expenditures	% Used	Commitments	Remaining Balance
501058	CLASSIFIED POS		61,755			-61,755
5020077100	SERVICES- APP SUP		14,770		1,544	
5020077200	SERVICES- SERVERS		1,182			
5020077220	SERVICES- VOICENET				25,920	
5020077240	DP SERVICES – STATE		21,767			
5021469316	SECURITY ALARM SRVC		2,625			
5030010000	OFFICE SUPPLIES		2,313			
5030067110	EQUIP&SUPP- DATA NET		346			
5030067130	EQUIP&SUPP- EUC		731		4,650	
5030067170	EQUIP&SUPP- PRINT EU		3,660		2,440	
5030067211	PLM- STORAGE		50			
5040057000	CONTINGNT RENT - IT		906		60	
5041010000	DUES & MEMBER FEES		100			
5050070000	IN ST-REGISTR FEES		675			
5050510000	OUT ST-MEALS-NON-REP		100			
5050520000	OUT ST-LODGING		1,032			
5050531000	HR-OUT ST-AIR TRANS		498			
5050550000	OUT ST-OTHER TRANS		260			
5050560000	OUT ST-MISC TR EXPEN		120			
Total OTHER OPERATING:			51,136		34,614	-85,750
<b>Total Inform. services:</b>			<b>112,891</b>		<b>34,614</b>	<b>-147,505</b>

**Claims**

Commitment Item	Commitment Item Description	Current Budget	YTD Expenditures	% Used	Commitments	Remaining Balance
501058	CLASSIFIED POS	280,850	39,230	14%		241,620
512001	OTHER OPERATING	19,700				
Total OTHER OPERATING:		19,700				19,700
<b>Total Claims:</b>		<b>300,550</b>	<b>39,230</b>	<b>13%</b>		<b>261,320</b>

**South Carolina Workers' Compensation Commission**  
**Budget vs. Actual Report**  
**FY 2022 As of 8/31/2021**  
**17% of year elapsed**

**Fund 38440000 - EARMARKED FUND**

**Commissioners**

Commitment Item	Commitment Item Description	Current Budget	YTD Expenditures	% Used	Commitments	Remaining Balance
501050	TAXABLE SUBS	70,000				70,000
512001	OTHER OPERATING	230,700				
5020080000	FREIGHT EXPRESS DELV		50			
5020120000	CELLULAR PHONE SVCS		3,925			
5021010003	LEGAL SRV-TRANSCRIPT		398			
5021010005	LEGAL SRV-REPORTER		6,896			
5050010000	IN ST-MEALS-NON-REP		205			
5050020000	IN ST-LODGING		1,290			
5050041000	HR-IN ST-AUTO MILES		2,076			
5050060000	IN ST-MISC TR EXP		53			
5050080000	IN ST-SUBSIST ALLOW		346			
5050510000	OUT ST-MEALS-NON-REP		85			
5050570000	OUT ST-REGISTR FEES		565			
Total OTHER OPERATING:		230,700	15,889	7%	0	214,811
<b>Total Commissioners:</b>		<b>300,700</b>	<b>15,889</b>	<b>5%</b>	<b>0</b>	<b>284,811</b>

**South Carolina Workers' Compensation Commission**  
**Budget vs. Actual Report**  
**FY 2022 As of 8/31/2021**  
**17% of year elapsed**

**Fund 38440000 - EARMARKED FUND**

**Insurance & Medical**

Commitment Item	Commitment Item Description	Current Budget	YTD Expenditures	% Used	Commitments	Remaining Balance
501058	CLASSIFIED POS	435,902	64,036	15%		371,866
501070	OTH PERS SVC	31,200	2,813	9%		28,387
512001	OTHER OPERATING	54,500				
5021540000	NON-IT OTHER PRO SRV		5,055			
5024990000	OTH CNT-NON-IT & REA		190			
5030010004	SUBSCRIPTIONS		220			
5050010000	IN ST-MEALS-NON-REP		105			
5050020000	IN ST-LODGING		1,032			
5050041000	HR-IN ST-AUTO MILES		418			
5050060000	IN ST-MISC TR EXP		42			
5050510000	OUT ST-MEALS-NON-REP		85			
5050570000	OUT ST-REGISTR FEES		415			
Total OTHER OPERATING:		54,500	7,562	14%	0	46,938
<b>Total Insurance &amp; Medical:</b>		<b>521,602</b>	<b>74,412</b>	<b>14%</b>	<b>0</b>	<b>447,190</b>

**Judicial**

Commitment Item	Commitment Item Description	Current Budget	YTD Expenditures	% Used	Commitments	Remaining Balance
501058	CLASSIFIED POS	470,084	78,347	17%		391,737
501070	OTH PERS SVC	62,193	5,958	10%		56,235
512001	OTHER OPERATING	12,800				
5021010003	LEGAL SRV-TRANSCRIPT		75			
5021010005	LEGAL SRV-REPORTER		190			
Total OTHER OPERATING:		12,800	265	2%	0	12,535
<b>Total Judicial:</b>		<b>545,077</b>	<b>84,570</b>	<b>16%</b>	<b>0</b>	<b>460,508</b>

**Employer Contributions**

Commitment Item	Commitment Item Description	Current Budget	YTD Expenditures	% Used	Commitments	Remaining Balance
513000	EMPLOYER CONTRIB	724,260	136,758	19%	0	587,502
<b>Total Employer Contributions:</b>		<b>724,260</b>	<b>136,758</b>	<b>19%</b>	<b>0</b>	<b>587,502</b>



**South Carolina Workers' Compensation Commission**  
**Budget vs. Actual Report**  
**FY 2022 As of 8/31/2021**  
**17% of year elapsed**

**Fund 38440000 - EARMARKED FUND**

<b>Total EARMARKED FUND:</b>	<b>5,607,845</b>	<b>636,884</b>	<b>11%</b>	<b>321,971</b>	<b>4,648,991</b>
------------------------------	------------------	----------------	------------	----------------	------------------

**South Carolina Workers' Compensation Commission**

**Commitments**

**FY 2022 As of 8/31/2021**

**Fund 10010000 - GENERAL FUND**

**Inform. services**

Commitment Item	Commitment Item Description	Vendor	Commitment
5030067130	EQUIP&SUPP- EUC	DELL MARKETING LP	21,718
<b>Total Inform. services:</b>			<b>21,718</b>

<b>Total GENERAL FUND:</b>	<b>21,718</b>
----------------------------	---------------

**Fund 38440000 - EARMARKED FUND**

**Administration**

Commitment Item	Commitment Item Description	Vendor	Commitment
5021010003	LEGAL SRV-TRANSCRIPT	GLOBAL INTERPRETING NETWORK INC	162
5030067101	PRGM LIC - APP SUPP	WEST PUBLISHING CORPORATION	43,702
5040060000	ST RENT-NON ST BLDG	GALIUM 1333 MAIN LLC	4,072
5040490009	RENT PARKING	REPUBLIC PARKING SYSTEM INC	15,525
5041840000	LEASE BLDG PRINCIPAL	GALIUM 1333 MAIN LLC	223,550
5041850000	LEASE BLDG INTEREST	GALIUM 1333 MAIN LLC	346
<b>Total Administration:</b>			<b>287,356</b>

**Inform. services**

Commitment Item	Commitment Item Description	Vendor	Commitment
5020077100	SERVICES- APP SUP	PROGRESS SOFTWARE CORP	1,544
5020077220	SERVICES- VOICENET	NWN CORPORATION	25,920
5030067130	EQUIP&SUPP- EUC	KEYMARK INC	4,650
5030067170	EQUIP&SUPP- PRINT EU	US INK AND TONER INC	2,440
5040057000	CONTINGNT RENT - IT	XEROX	60
<b>Total Inform. services:</b>			<b>34,614</b>

<b>Total EARMARKED FUND:</b>	<b>321,971</b>
------------------------------	----------------

Any items with vendor "Not assigned" are pending financial adjustments. Any commitment on the Budget vs. Actual Report that is missing from this list is a travel commitment.

**South Carolina Workers' Compensation Commission**  
**Earmarked Fund Revenues**  
**FY 2022 As of 8/31/2021**  
**17% of year elapsed**

Account	Acct No.	Budget	YTD Actual Revenue	% of Budget
WORKERS' COMP HEARING FEE	4110090000	1,091,322	155,425	14%
W COMP SELF INS APPL FEE	4160040000	26,555	600	2%
W COMP FILING VIOL PENALTY	4223030000	1,985,476	308,114	16%
PARKING FEE	4350040000	5,900	865	15%
W COMP AWARD REVIEW FEE	4350140000	32,251	3,900	12%
PHOTOCOPYING FEE	4380050000	25,300	11,990	47%
SALE OF LISTINGS & LABELS	4480060000	4,187	484	12%
RETURN CHECKS	4530010000		(325)	
ADJUSTMENT TO AGENCY DEPOSITS	4530020000		(200)	
<b>Total Revenues</b>		<b>3,170,991</b>	<b>480,852</b>	<b>15%</b>

<b>Self Insurance Tax</b>		<b>2,500,000</b>	<b>587,613</b>	<b>24%</b>
---------------------------	--	------------------	----------------	------------

<b>Total</b>		<b>5,670,991</b>	<b>1,068,466</b>	<b>19%</b>
--------------	--	------------------	------------------	------------