

1	Approval of Minutes of the Business Meeting of October 12, 2020
2	Self-Insurance
3	SCHBSIF Trust Agreement
4	Human Resources
5	Information Services
6	Insurance and Medical Services
7	Claims
8	Judicial
9	Vocational Rehabilitation
10	Executive Director's Report
11	Financial Report

A G E N D A

SOUTH CAROLINA WORKERS' COMPENSATION COMMISSION

1333 Main Street, 5th Floor
Columbia, South Carolina 29201

November 9, 10:30 a.m.

The meeting will be conducted electronically via Zoom with the Commissioners participating from different locations. The meeting agenda was posted prior to the meeting and proper advance notice was made in compliance with requirements in the Freedom of Information Act. Individuals who want to attend the meeting may do so by contacting Sandee Sprang, Interim Executive Director at SSprang@wcc.sc.gov.

- | | |
|--|--|
| 1. CALL TO ORDER | CHAIRMAN BECK |
| 2. APPROVAL OF AGENDA OF BUSINESS MEETING
OF NOVEMBER 9, 2020 | CHAIRMAN BECK |
| 3. APPROVAL OF MINUTES OF THE BUSINESS MEETING
OF OCTOBER 12, 2020 (Tab 1) | CHAIRMAN BECK |
| 5. GENERAL ANNOUNCEMENTS | MS. SPRANG |
| 6. APPLICATIONS FOR APPROVAL TO SELF-INSURE (Tab 2)
SCHBSIF Trust Agreement (Tab 3) | MS. BOGGS |
| 7. DEPARTMENT DIRECTORS' REPORTS
Human Resources (Tab 4)
Information Services (Tab 5)
Insurance and Medical Services (Tab 6)
Claims (Tab 7)
Judicial (Tab 8) | MS. STUART
MS. SPRANG
MR. DUCOTE
MS. SPANN
MS. BRACY |
| 8. DEPARTMENT OF VOCATIONAL REHABILITATION
Monthly Report (Tab 9) | MS. SPRANG |
| 9. EXECUTIVE DIRECTOR'S REPORT (Tab 10) | MS. SPRANG |
| 10. FINANCIAL REPORT (Tab 11) | MS. SPRANG |
| 11. OLD BUSINESS | CHAIRMAN BECK |
| 12. NEW BUSINESS | CHAIRMAN BECK |
| 13. EXECUTIVE SESSION
An Executive Session is requested to discuss a contractual matter, a judicial procedural matter,
and receive a legal briefing from the General Counsel | CHAIRMAN BECK |
| 13. ADJOURNMENT | CHAIRMAN BECK |

Tab 1

THE
SOUTH CAROLINA WORKERS'
COMPENSATION COMMISSION
MINUTES OF THE BUSINESS MEETING
October 12, 2020

A Business Meeting of the South Carolina Workers' Compensation Commission was conducted electronically via ZOOM on Monday, October 12, 2020 at 10:30 AM. The meeting agenda was posted prior to the meeting and proper advance notice was made in compliance with requirements in the Freedom of Information Act. The following Commissioners participated electronically via ZOOM from different locations:

T. SCOTT BECK, CHAIRMAN
SUSAN S. BARDEN, VICE CHAIR
R. MICHAEL CAMPBELL, II, COMMISSIONER
MELODY L. JAMES, COMMISSIONER
GENE MCCASKILL, COMMISSIONER
AISHA TAYLOR, COMMISSIONER
AVERY B. WILKERSON, JR., COMMISSIONER

Also participating electronically from different locations via ZOOM were: Keith Roberts, General Counsel; Sandee Sprang, Information Technology Director; Amy Bracy, Judicial Director; Wayne Ducote; Insurance & Medical Services, Claims Director; Emillie Boggs, Self-Insurance Director; David Durant, Attorney; Amy Proveaux, Executive Assistant.

Chairman Beck called the meeting to order at 11:09 AM.

AGENDA

Commissioner Barden moved that the agenda be approved. Commissioner McCaskill seconded the motion, and the motion was approved.

APPROVAL OF MINUTES – BUSINESS MEETING OF SEPTEMBER 21, 2020

Commissioner Barden moved that the minutes of the Business Meeting of September 21, 2020, be approved. Commissioner Taylor seconded the motion, and the motion was approved.

GENERAL ANNOUNCEMENTS

No general announcements

APPLICATIONS FOR APPROVAL TO SELF-INSURE

Self-insurance applications were presented by Emillie Boggs, Self-Insurance Director. Seven (7) prospective members of two (2) funds was presented to the Commission for approval.

New Applications:

Palmetto Timber Fund

Dustin Durham Logging, LLC

South Carolina Home Builders SIF

Christmas Woodwork LLC

Dunmore Builders L.L.C.

Kevin C Reed Construction LLC

MGC Construction LLC

R & RC Concrete L.L.C.

Wymon Contracting Inc

After examination of the applications, it was determined that each complied with the Commission's requirements and each was recommended for approval. Commissioner Wilkerson made a motion to approve all members and both funds applications to self-insure, and Commissioner Barden seconded the motion. The motion was approved.

DEPARTMENT DIRECTORS' REPORTS

The Department Directors submitted to the Commission in written form and included in the minutes.

No questions, concerns, or comments were made by the Commission.

VOCATIONAL REHABILITATION

No report was provided to the Commission for the month of September.

EXECUTIVE DIRECTOR'S REPORT

Gary Cannon, Executive Director, submitted his to the Commission in written form. There were no questions from Commission.

ADMINISTRATION – FINANCIAL REPORT

Gary Cannon Executive Director submitted the Financial Report to the Commission in written form.

OLD BUSINESS

No new business.

NEW BUSINESS

The Commission was presented with a draft of the 2021 Commission Calendar. Several changes were requested by the Commissioners.

Commissioner Barden made the motion that the amendments made to the 2021 Calendar be approved. Commissioner McCaskill seconded the motion. The motion was approved.

Commissioner Barden made the motion that the 2021 Calendar as amended be approved. Commissioner McCaskill seconded the motion. The motion was approved.

Chairman Beck discussed that Executive Director, Gary Cannon was out of the office for unknown amount of time. Commissioner Beck appointed Sandee Sprang, as the Interim Executive Director until Mr. Cannon's return.

ADJOURNMENT

Commissioner Barden made the motion to adjourn. Commissioner Campbell seconded the motion, and the motion was approved.

The October 12, 2020, meeting of the South Carolina Workers' Compensation Commission adjourned at 11:23 a.m.

Reported November 3, 2020
Amy Proveaux
Office of the Executive Director

Tab 2

Tab 3

Tab 4

State of South Carolina

1333 Main Street, 5th Floor
P.O. Box 1715
Columbia, S.C. 29202-1715



TEL: (803) 737-5700
FAX: (803) 737-5764

Workers' Compensation Commission

TO: Sandee Sprang

FROM: Alexa Stuart

DATE: November 5, 2020

SUBJECT: Monthly Human Resources Report for November 2020 Business Meeting

This report summarizes the activities of Human Resources during the month of October 2020.

In October the Commission had 51 full time employees. We have 1 part-time employee. And, we have 1 summer legal interns.

- **New Hires:** One
- **Separations or Retirements:** None
- **FMLA Leaves:** Two

In October, I continued to communicate insurance open enrollment and I made changes in PEBA for all the individuals who wanted changes. October 31, 2020 was the deadline.

We sent 13 "All Agency" emails during the month. In SCEIS, I had 7 SCEIS transactions. I responded to benefit questions and made changes. Payroll and time reports were run as scheduled. We processed only 3 travel reports in the month of October.

We had two employees go on FMLA and I prepared the paperwork for us to process in SCEIS.

We had 3 building issues and only 2 parking updates. We still have not received corrected parking invoices for the last several months. I requested them again on 2 occasions.

Since March 23rd, I have been reporting to the State HR department data regarding who was working onsite, telecommuting, and taking leave. This is done daily. For the month of October, we had an average of 16 employees working onsite, 33 employees working from home and average of 3 employees taking leave.

We continued to obtain and maintain the necessary PPE to safely work onsite. We provided information on what we have ordered since July 1, 2020 to management for statewide reimbursement.

I continued to track employees work activities from home. Once a week, I receive lists of the daily activities of those working from home. I take that data, summarize daily activities into a weekly summary by employee and add it to a spreadsheet for management's review.

I met with management several times on staffing issues. I posted the 2 program coordinator positions on NEOGov and the State Career Website. It ran until 5 p.m. October 1, 2020. We had 1106 hits and 80 to apply. From the 80 we selected 6 candidates to interview. We were pleased with the interviews and recommended 5 to speak with the Executive Director, Chairman, and IMS Director for a second interview. We hired 2 excellent candidates and 1 started in October and the other started on November 1, 2020.

I worked with Wayne Ducote on a proposal to fill the Program Coordinator II in Coverage and Compliance area of IMS. We met with Chairman Beck and Interim Executive Director, Sandee Sprang and presented our proposal. It was accepted and the job has been posted.

I completed our second EEOC report and submitted for approval.

I worked on a formalized and well documented COVID-19 Guide on how to handle reports of exposure and/or active virus cases. I am continuing to create this document with the plan of releasing in early November. In October we had one employee to self-report that they had gotten the COVID-19 virus and would be in quarantine for at least 14 days. They can work from home. Early into November we were told by another employee that they may have been exposed to the virus. Luckily, neither of the individuals had been in the office during the window of concern, which is 48 hours. The employee who may have been exposed is not showing any symptoms and is able to work from home as well.

I will be out a month on FMLA for knee surgery starting November 18, 2020; however, I plan to be working from home within days after the surgery. I sent notifications to my work contacts, management, and Commissioners and included my cell phone if any HR or travel process needs my attention.

Tab 5

State of South Carolina

1333 Main St, Suite 500
P.O. Box 1715
Columbia, S.C. 29202-1715



Tel: (803) 737-5700
Fax: (803) 737-1258
www.wcc.sc.gov

Workers' Compensation Commission

To: Gary Cannon
SCWCC Executive Director
From: Sandee Sprang, IT Director
Date: November 6, 2020
Subject: IT Department October 2020 Full Commission Report

This report summarizes the activities and accomplishments of departmental projects and initiatives for the IT department during October 2020.

I. Systems Operations, Maintenance and Support

EDI

We are continuing to convert all EDI trading partner accounts to a new server with enhanced security. The team worked with multiple EDI Trading Partners identify specific reasons for data rejections on Claims and POC submissions. We continue our participation in IAIABC conference calls for: Jurisdictions Only meetings, EDI Claims Committee and the XML Taskforces.

Progress

Duane continue to refine the invoice entry correction process and he made some additional enhancements to the Appeal Notice program. Liz generated X-files for the Compliance department and continues her work to map the new DEW data into our current interface.

Systems Support

In an effort to expedite the SFTP migration project, Jason was granted the ability to manage external users' rights by DTO. This is improving our response time to our external stakeholders and allowing us to more effectively migrate each account. Jason continue to support staff with hardware/software needs and building efficiencies in our work from home processes. He also completed the required account management changes related to the agency's new hires and staff changes.

DTO has announced a new platform, DUO, will be implemented for multifactor authentication and this implementation for our agency was re-scheduled for November; this will change will required new remote access processes for all staff. Communication on these changes will be provided in the next two weeks.

Reporting

Kim completed the COVID report as part of our monthly reporting schedule. Liz made some enhancements to the Claims report developed for outstanding carrier fines. Additionally, we generated several Open Claims reports and Outstanding Carrier Fines for external stakeholders and provided Compliance reports for internal staff.

Hardware

Jason began investigating the cost of equipping Hearing Room A with the technology needed to conduct virtual hearings. Our standard 3-year laptop refresh lifecycle has begun, and we will be ordering new laptops as well as iPads and iPhones in the near future.

II. Projects, Enhancements and Development

Legacy Modernization

We continue our working engagement with Microsoft as part of the gap analysis of our KERMIT project. Microsoft expects it will take several more weeks to complete their Gap Analysis.

III. Upcoming Technology Changes

The Department of Administration will be implementing some new security products during the weekend of November 21st-22nd that have the potential to impact our operations on Monday November 23rd. The full IT department will be available to manage any issues and route the issues up to the Department of Information Security but please be aware of this schedule.

The implementation of DUO will require every employee attend a DUO Device Registration class and a DUO Training class. These schedules will be published as soon as the implementation dates are confirmed by the Department of Administration.

Tab 6

State of South Carolina



Workers' Compensation Commission

To: Mr. Gary Cannon
SCWCC Executive Director

From: Wayne Ducote, Jr.
IMS Director

Date: 5-Nov-20

Subj: Insurance and Medical Services Department
October 2020 Full Commission Report

Please find attached information provided to summarize the status and workflow of initiatives currently underway within the Insurance and Medical Services (IMS) Department.

In addition to the statistical data provided, please be advised of the following:

- | | |
|---------------------|---|
| Compliance Division | <ol style="list-style-type: none">1. Reviewing revenue metrics / projections.2. Working with staff to review workflow processes and additional training opportunities.3. Continuing to explore outreach opportunities with stakeholders.4. Completed hiring process for the two vacated compliance officer positions. Laura Viohl started on Monday, October 19. Bradley Benson started on November 2. As the new compliance officers are trained, we expect our number of open files, fine assessments, and fine collections to gradually increase. |
| Coverage Division | <ol style="list-style-type: none">1. Working with staff to review workflow processes and explore opportunities to enhance service provision.2. Lapse in Coverage: 40 new registrants; 0 notifications sent. |
| Medical Services | <ol style="list-style-type: none">1. Processing five Medical Bill Reviewer certifications and renewals.2. Processed 34 medical bill pricing reviews. |

While this summary is in no way all-inclusive, it may serve to assist you and our Commissioners in understanding the key initiatives underway in the IMS Department and provide measures by which the Department's effectiveness can be gauged. IMS welcomes any guidance that you and/or our Commissioners can provide concerning our performance and direction.

Employer Rule to Show Cause Hearings and Compliance Activity

The Compliance Division docketed **1** new RTSC cases and **4** total RTSC cases in the month of October. And, compelled **22** South Carolina employers to come into compliance with the Act. Year to date, **1** new RTSC cases and **10** total RTSC cases have been docketed.

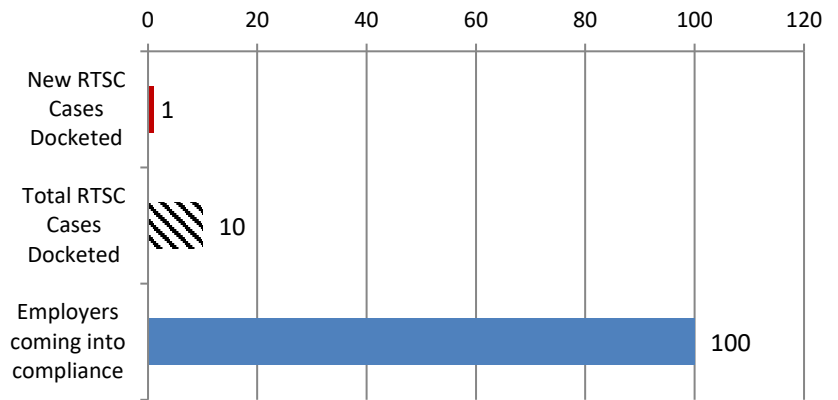
Employers Obtaining Coverage

Year to date, the Compliance Division has compelled **100** South Carolina employers to come into compliance with the Act. In so doing, approximately **904** previously uninsured workers are now properly covered.

Penalties Waived

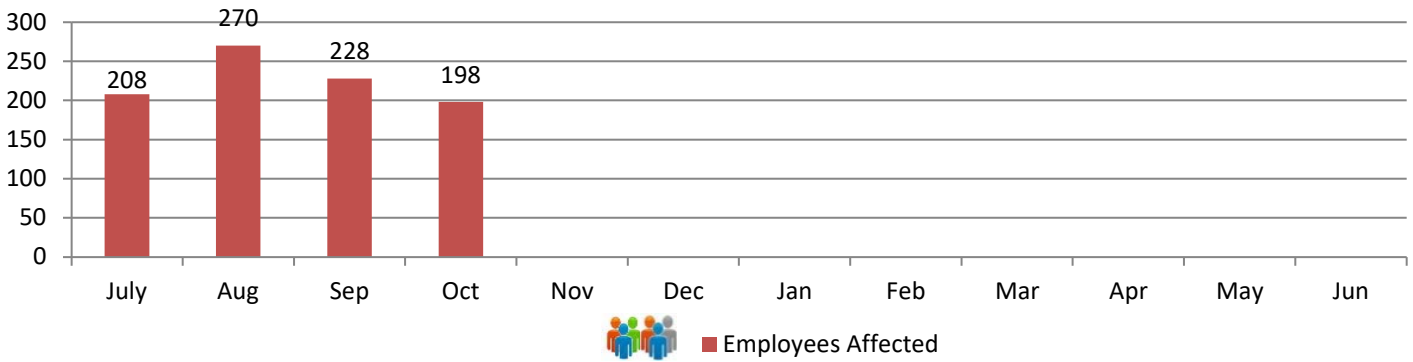
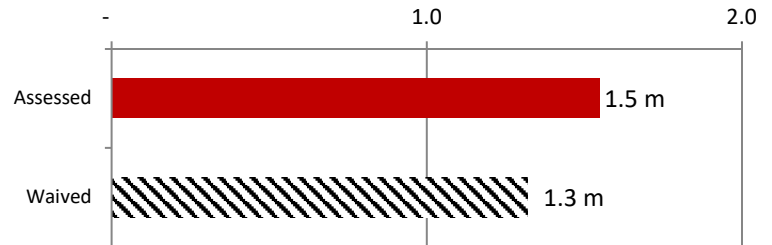
Although the Division has assessed **\$1.5 m** in fines this fiscal year, **\$1.3 m** have been waived or rescinded as employers have either obtained insurance coverage or were found not to be subject to the Act.

RTSC and Compliance Activity



Fines and Penalties

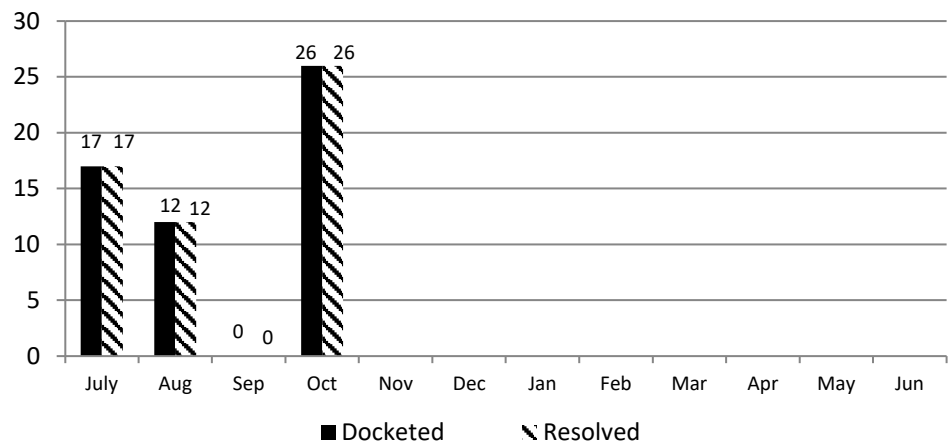
Millions



Carrier Rule to Show Cause Hearings

The Compliance Division manages the Rule to Show Cause process involving the recovery of outstanding carrier fines and penalties. In the month of October 2020, **26** carrier RTSC cases were docketed; **26** cases were resolved for a total of **\$8,140**.

Year to date, a total of **55** carrier RTSC cases have been docketed, **55** cases for a total of **\$73,522** have been resolved.

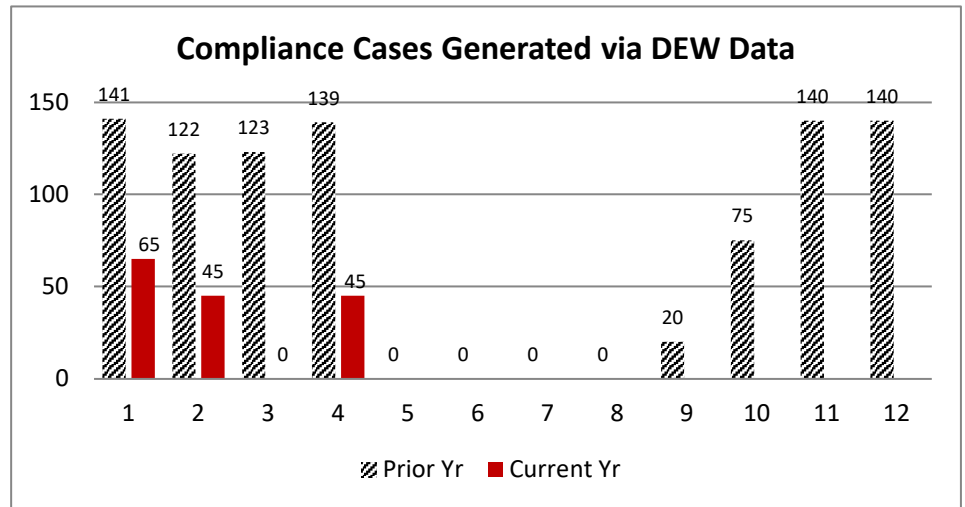
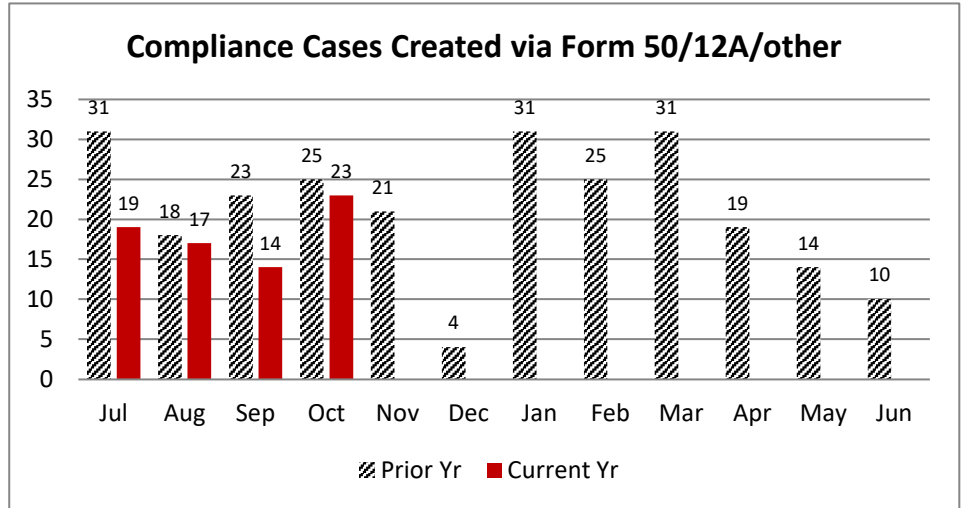


In October 2020, **23** compliance files were created from the combined filings of Form 50's, 12A's, and stakeholder reporting involving uninsured employers.

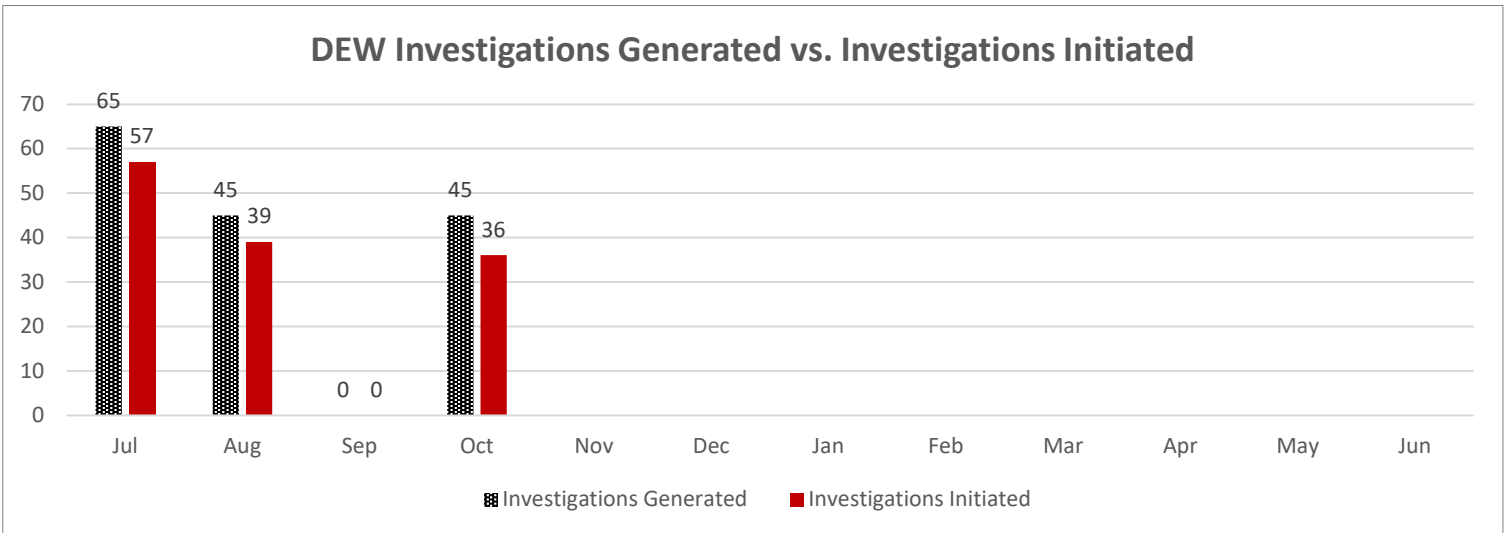
YTD vs. Prior Year total (252): **29%**
 Oct 2019 to Oct 2020: **92%**
 Current Yr End trend: **87%** of 2019-2020
 YTD 2020-2021 v. YTD 2019-2020: **75%**

In October 2020, **45** compliance files were generated from the DEW data process.

YTD vs. Prior Year total (900): **17%**
 Oct 2019 to Oct 2020: **32%**
 Current Yr End trend: **52%** of 2019-2020
 YTD 2020-2021 v. YTD 2019-2020: **30%**



The DEW Data Pool is determined by the total number of potential, non-compliant employers who report wages to DEW with at least 4 employees and who's FEIN does not match with any coverage records in the Commission's coverage database. The investigations generated is the number of compliance investigations generated from the pool. The investigations initiated is the number of compliance investigations initiated from those that were generated.



Carryover Caseload:

The Compliance Division closed October 2020 with **174** cases active, compared to an active caseload of 508 at the close of October 2019.

Cases Resolved:

For the month of October 2020, Compliance Division staff closed-out **69** cases.

Compliance Fines:

In October 2020, the Compliance Division collected **\$45,900** in fines and penalties. Year to Date, the Compliance Division has collected **\$241,196** in fines and penalties.

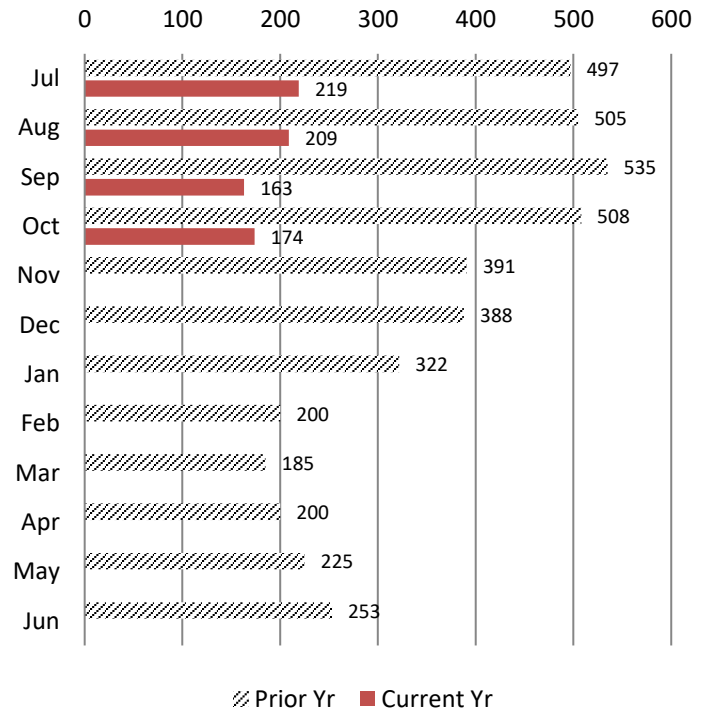
Year to Date vs Prior Year Total (\$1,072,940): **22%**

Oct 2019 vs. Oct 2020: **27%**

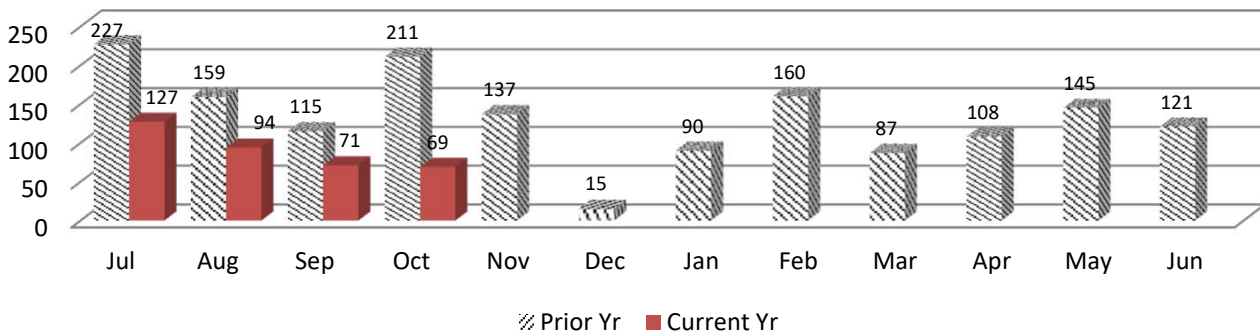
Current Year End trend is **67%** of 2019-2020

YTD 2019-20 (July - Oct) vs YTD 2020-2021: **41%**

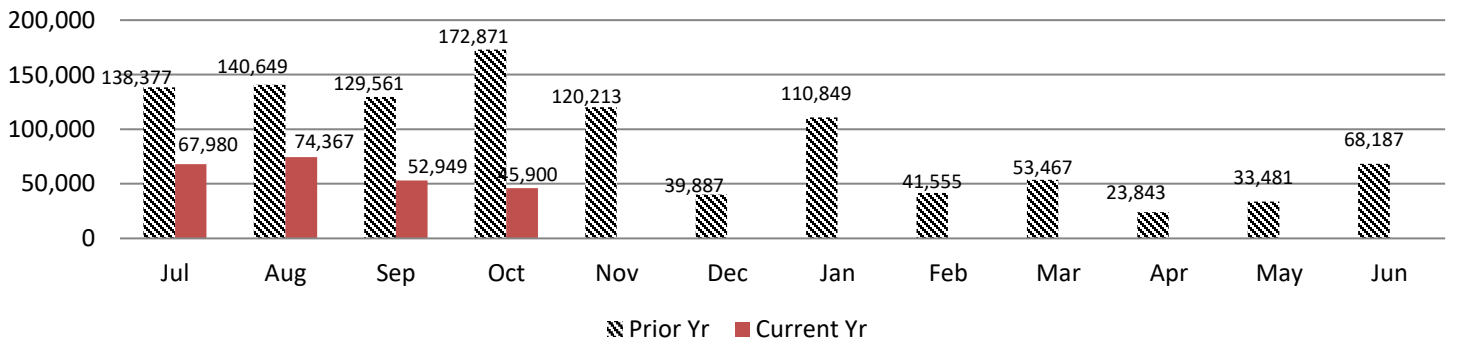
Caseload Pending v. Prior Year



Cases Resolved v. Prior Year



Compliance Fines Collected v. Prior Year

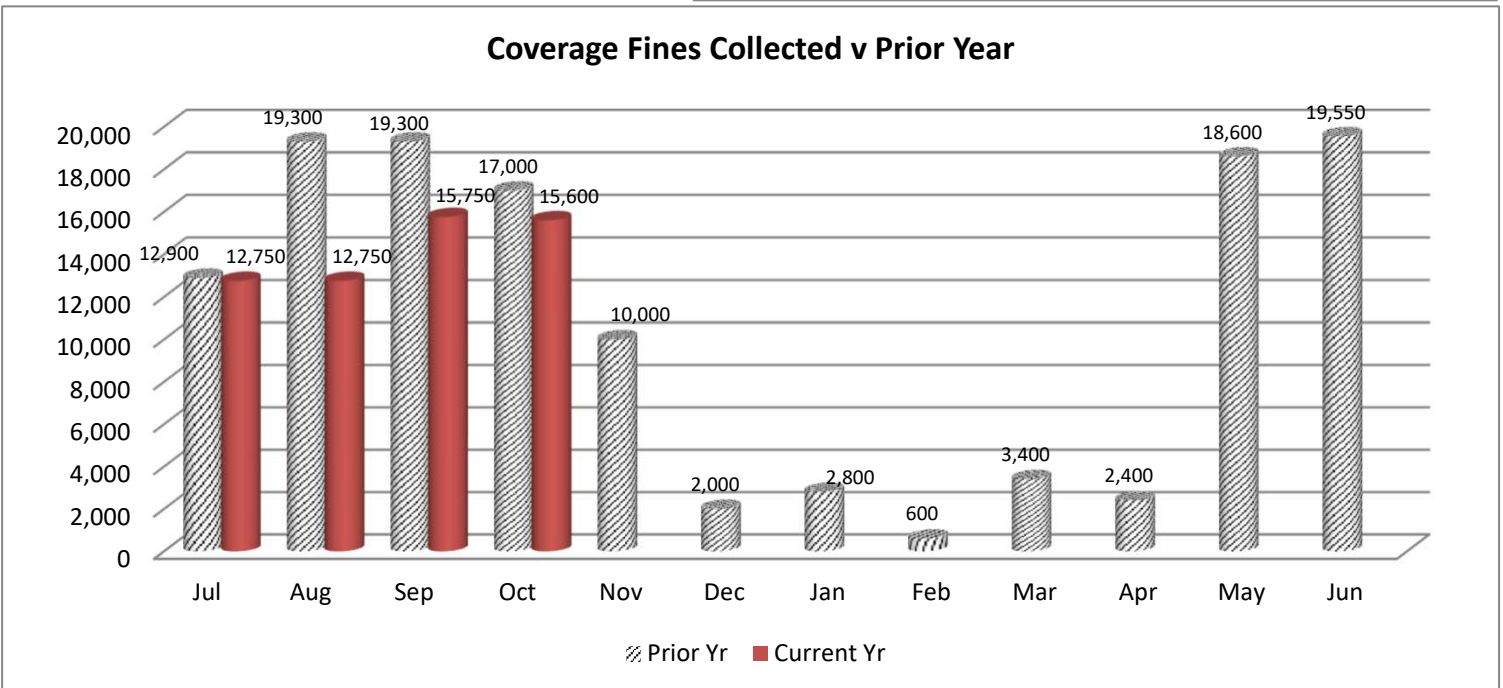
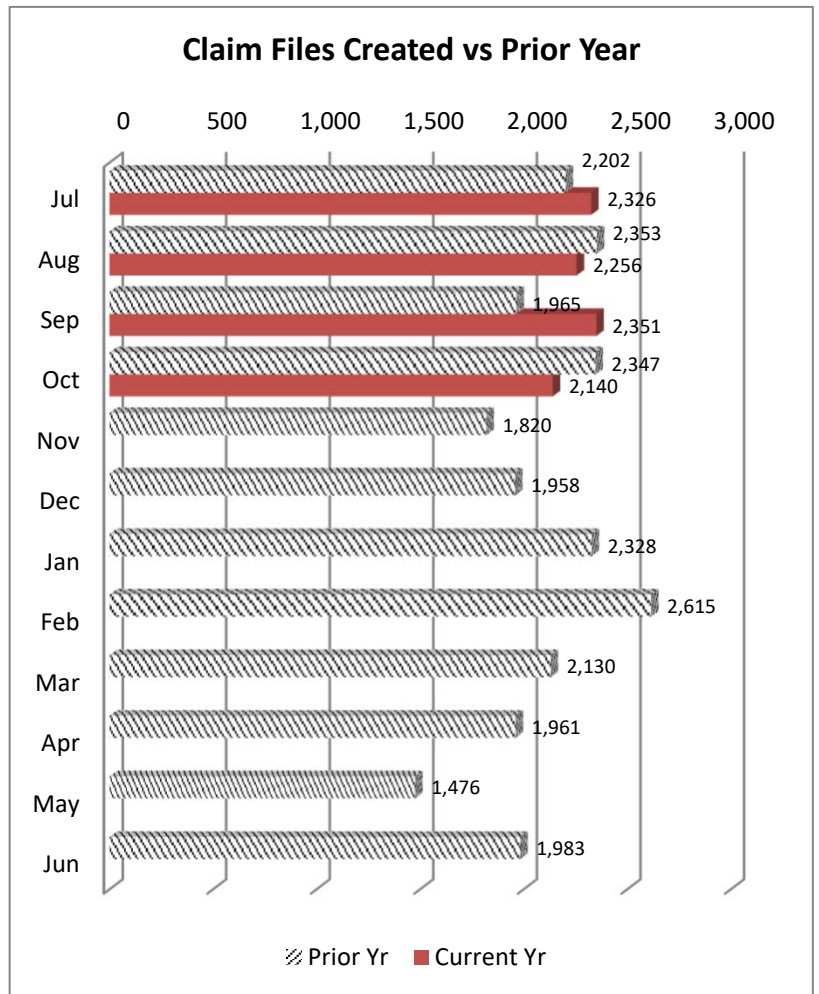


WCC Claim Files:

In October 2020, the Coverage Division received a total of **2,140** WCC Claim files. Of these, **1,852** were created through proper carrier filing of a 12A, and **288** were generated as a result of a Form 50 claim filing. Year to Date **9,073** Claim files have been created which is **36%** of claim file volume prior year (25,138).

Coverage Fines:

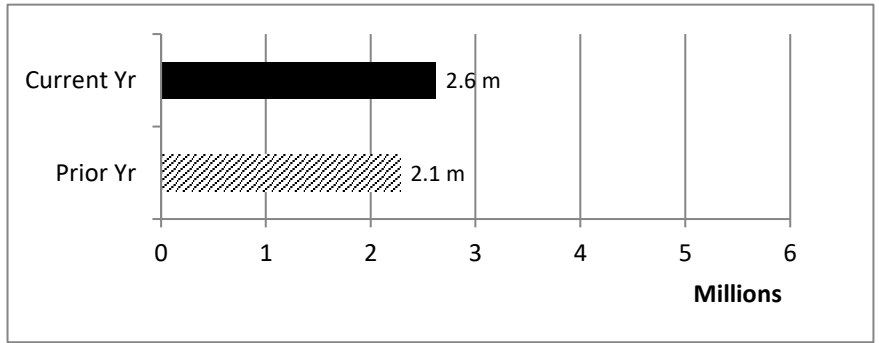
The Coverage Division collected **\$15,600** in fine revenue in October 2020, as compared to \$17,000 in Coverage fines/penalties accrued during October 2019. Year on Year, Coverage fines are at **44%** of collections for prior year.



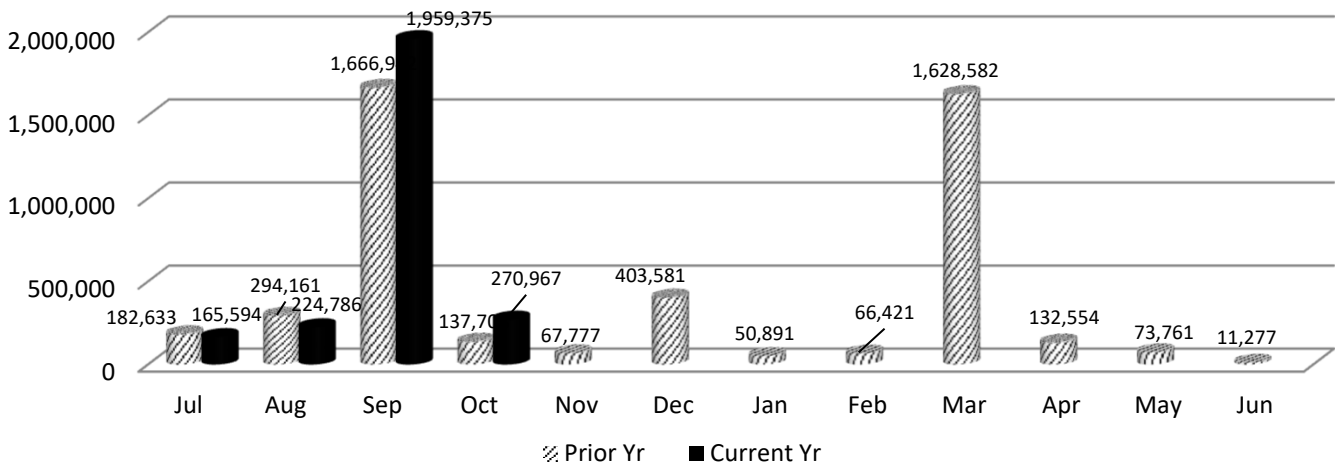
During the month of October 2020, the Self Insurance Division:

- * collected **\$270,967** in self-insurance tax.
- * added 7 new self-insurers.
- * conducted 4 Self Insurance audits.

Year to Date, Self Insurance tax revenue is trending at **115%** of prior year and 16 Self Insurance audits have been completed.



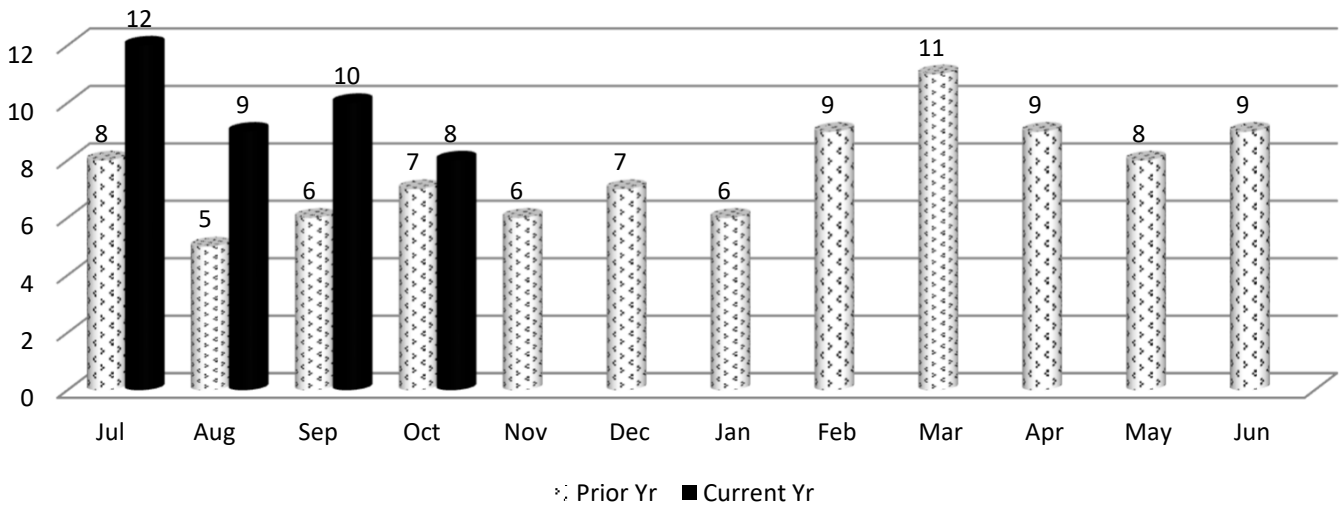
Self Insurance Tax Collections v. Prior Year



IMS MEDICAL SERVICES DIVISION

In October 2020, the Medical Services Division began the month with 10 bills pending review, received an additional 14 bills for review, conducted 16 bill reviews and ended the month with 8 bills pending.

Medical Bills Pending Review v. Prior Year



Tab 7

State of South Carolina

1333 Main Street, 5th Floor
P.O. Box 1715
Columbia, S.C. 29202-1715



TEL: (803) 737-5700
www.wcc.sc.gov

Workers' Compensation Commission MEMORANDUM

To: Gary Cannon, Executive Director
From: Sonji Spann, Claims Director
Date: November 2, 2020
Re: Claims Department October 2020 Full Commission Report

Attached is Claims Department activity for the period ending October 31, 2020. The format of the Claims Department report highlights the key workflow benchmarks. Comparison to last month and last year can be found on the attached excel spread sheet.

Processed	15,641
Closed	2,457
Reviewed	3,260
Revenue	\$29,600
Total Fines	196
Form 18 Fines	192
EDI – 18's	2,430
Emailed -18's	1,686
USPS-18's	133
Form 61's Rec'd	723
Form 61's App	703
Third Party Settlements Rec'd	17
Third Party Settlements Processed	17

Claims Department Statistical Report Statistics For FY20-21

Period ending , August 31, 2020

Claims Services	July	August	Sept	Oct	FY20-21 Total	FY19-20 Total	% Chg same period FY19-20	YTD Diff + (-) FY20 v FY21	FY20-21 Mth Avg	FY19-20 Mth Avg
Forms 15-I	1,203	1,287	1,309	1,310	5,109	2,440	-52%	2,669	5,109	1,144
Forms 15-II/Forms 17	1,032	1,026	1,043	1,163	4,264	1,996	-53%	2,268	355	960
Forms 16 for PP/Disf	235	257	181	238	911	359	-61%	552	76	1,144
Forms 18	4,720	4,524	4,438	4,305	17,987	9,530	-47%	8,457	1,499	960
Forms 20	587	623	572	625	2,407	1,471	-39%	936	201	209
Form 50 Claims Only	300	283	326	277	1,186	558	-53%	628	99	4,894
Form 61	765	788	700	723	2,976	1,494	-50%	1,482	248	634
Letters of Rep	219	216	259	246	940	405	-57%	535	78	277
Clinchers	890	945	978	972	3,785	1,602	-58%	2,183	315	705
Third Party Settlements	10	17	11	17	55	29	-47%	26	5	209
SSA Requests for Info	35	36	45	48	164	180	10%	(16)	14	832
Cases Closed	2,660	3,162	2,471	2,457	10,750	4,886	-55%	5,864	896	14
Cases Reviewed	4,099	3,580	3,247	3,260	14,186	6,240	-56%	7,946	1,182	58
								-	-	-
								-	-	-
Total Fines Assessed	413	309	255	196	1,173	480	-59%	693	1,173	-
Form 18 Fines	409	307	166	192	1,074	405	-62%	668	1,074	-
Total Amt Paid	\$43,250	\$30,800	\$ 33,050	\$ 29,600	\$ 136,700	\$ 74,200	-46%	\$ 62,500	136,700	205

Tab 8

State of South Carolina

1333 Main Street
P.O. Box 1715
Columbia, S.C. 29202-1715



Tel: (803) 737-5700
Fax: (803) 737-1234
www.wcc.sc.gov

Workers' Compensation Commission

November 3, 2020

To: Sandee Sprang
Acting Executive Director

From: Amy A. Bracy
Judicial Director

RE: Monthly Judicial Report for October 2020

During the month of October, the Judicial Department processed nine hundred thirty-six (936) requests for hearings, one hundred seventeen (117) Motions and one hundred fifty-five (155) clincher conference requests that were sent to the Jurisdictional Commissioners.

There were fifty-nine (59) Single Commissioner Hearings conducted during the past month, thirty-six (36) pre-hearing conferences held and two (2) Full Commission hearings held. A total of four hundred fifty-four (454) Orders were served at the single Commissioner level, forty-four (44) of those were Decision and Orders that resulted from hearings that went on the record and one hundred thirty-two (132) were Motion Orders that were a result of Motions ruled upon by Commissioners.

The Informal Conference system conducted two hundred forty-four (244) hearings during the last month.

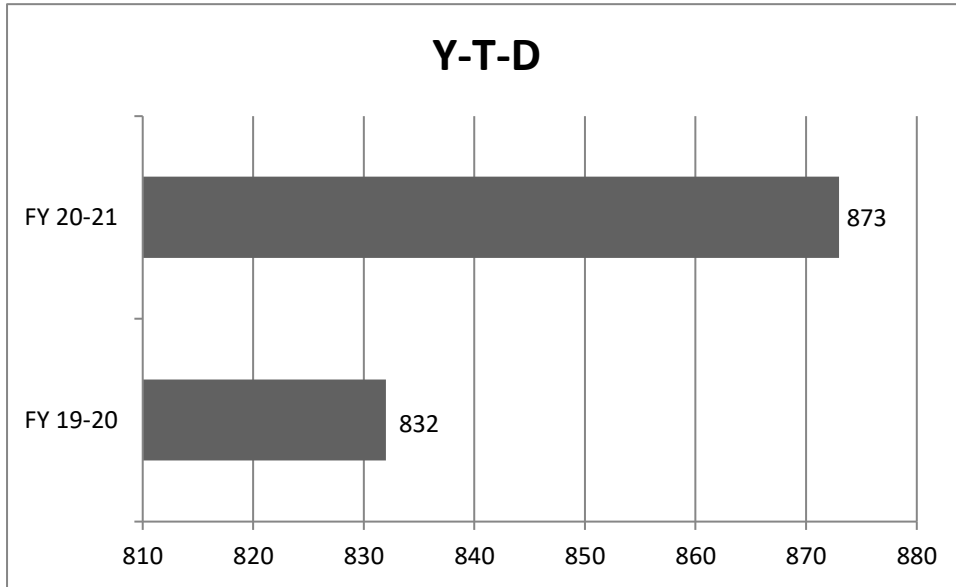
There were forty-three (43) regulatory mediations scheduled and fifty-eight (58) requested mediations. The Judicial Department was notified of fifty-six (56) matters resolved in mediation, with the receipt of Forms 70.

In the month of October, Judicial received zero (0) Notice of Intent to Appeal to the Court of Appeals and zero (0) to the Circuit Court.

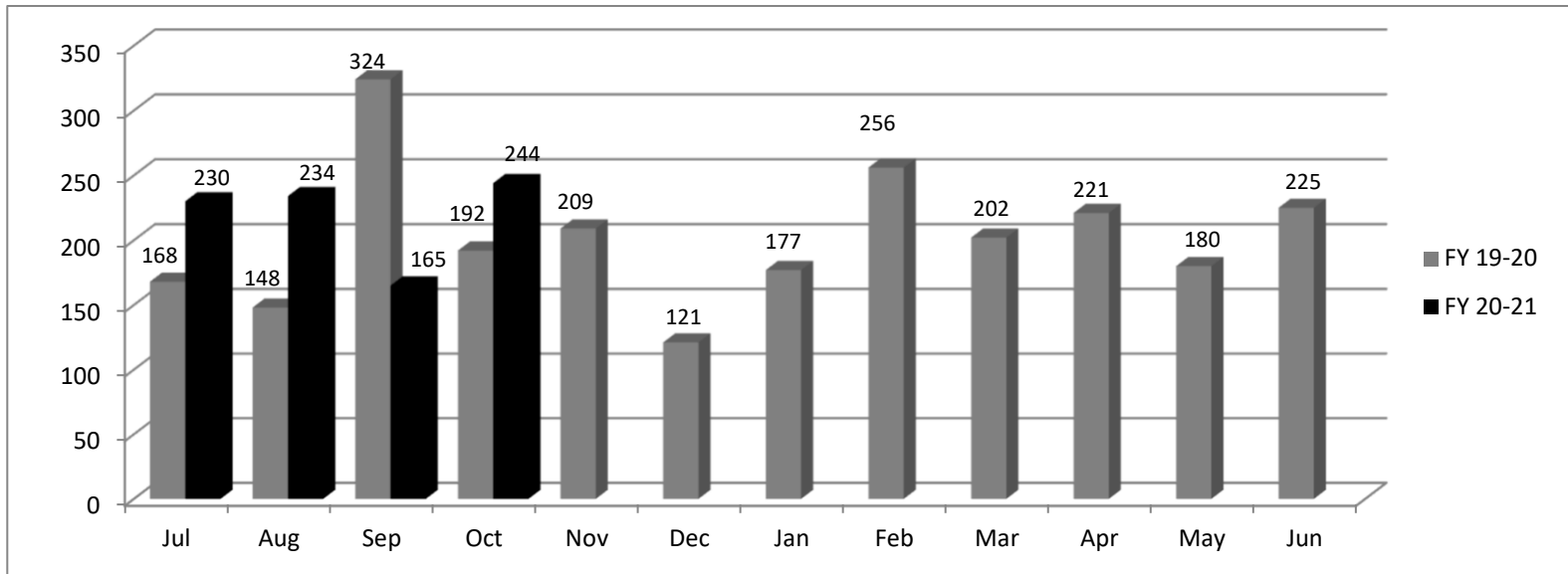
	July	Aug	Sept	Oct	Totals YTD 2020-2021	Totals YTD 2019-2020	% Diff from prev year	YTD Diff + (-)	FY20-21 Mth Avg	FY19-20 Mth Avg
Claimant Pleadings	550	544	567	607	2,268	2299	-1%	(31)	567	575
Defense Response to Pleadings	440	435	497	470	1,842	1969	-6%	(127)	461	492
Defense Pleadings	334	261	288	329	1,212	1130	7%	82	303	283
Motions	133	196	131	117	577	500	15%	77	144	125
Form 30	5	18	11	5	39	46	-15%	(7)	10	12
FC Hearings Held	4	4	5	2	15	32	-53%	(17)	4	8
FC Orders Served	15	4	7	10	36	71	-49%	(35)	9	18
Single Comm. Hearings Held	68	86	82	59	295	274	8%	21	74	69
Single Comm. Orders Served	201	221	169	188	779	821	-5%	(42)	195	205
Single Comm. Pre-Hearing Conf Held	38	18	19	36	111	121	-8%	(10)	28	30
Consent Orders	316	272	283	248	1,119	1110	1%	9	280	278
Administrative Orders	13	15	9	18	55	107	-49%	(52)	14	27
Clincher Conference Requested	148	117	162	155	582	602	-3%	(20)	146	151
Informal Conference Requested	304	299	268	269	1,140	1310	-13%	(170)	285	328
Informal Conference Conducted	230	234	165	244	873	832	5%	41	218	208
Regulatory Mediations	38	26	40	43	147	158	-7%	(11)	37	40
Requested Mediations	60	54	47	58	219	183	20%	36	55	46
Ordered Mediations	1	0	2	0	3	7	-57%	(4)	1	2
Mediation Resolved	47	64	37	56	204	239	-15%	(35)	51	60
Mediation Impasse	10	15	12	14	51	75	-32%	(24)	13	19
Mediation Held; Issues Pending	0	0	1	1	2	0	0%	2	1	0
Claim Settled Prior to Mediation	8	8	8	8	32	54	-41%	(22)	8	14
Mediation Not Complete in 60 days	0	3	0	3	6	9	-33%	(3)	2	2

Informal Conf. Conducted

	FY 19-20	FY 20-21
Jul	168	230
Aug	148	234
Sep	324	165
Oct	192	244
Nov	209	
Dec	121	
Jan	177	
Feb	256	
Mar	202	
Apr	221	
May	180	
Jun	225	
Total	2423	873

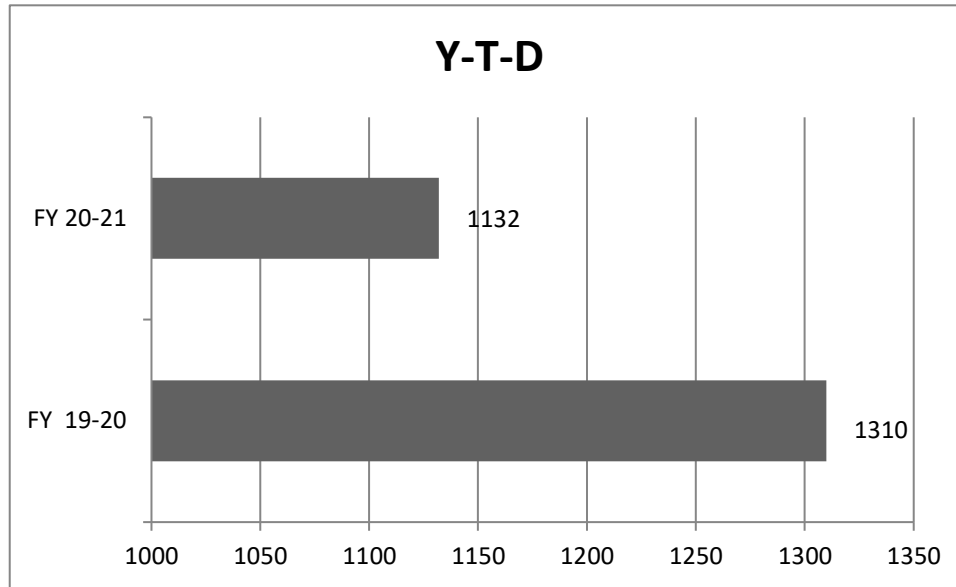


	FY 19-20	FY 20-21
Y-T-D	832	873

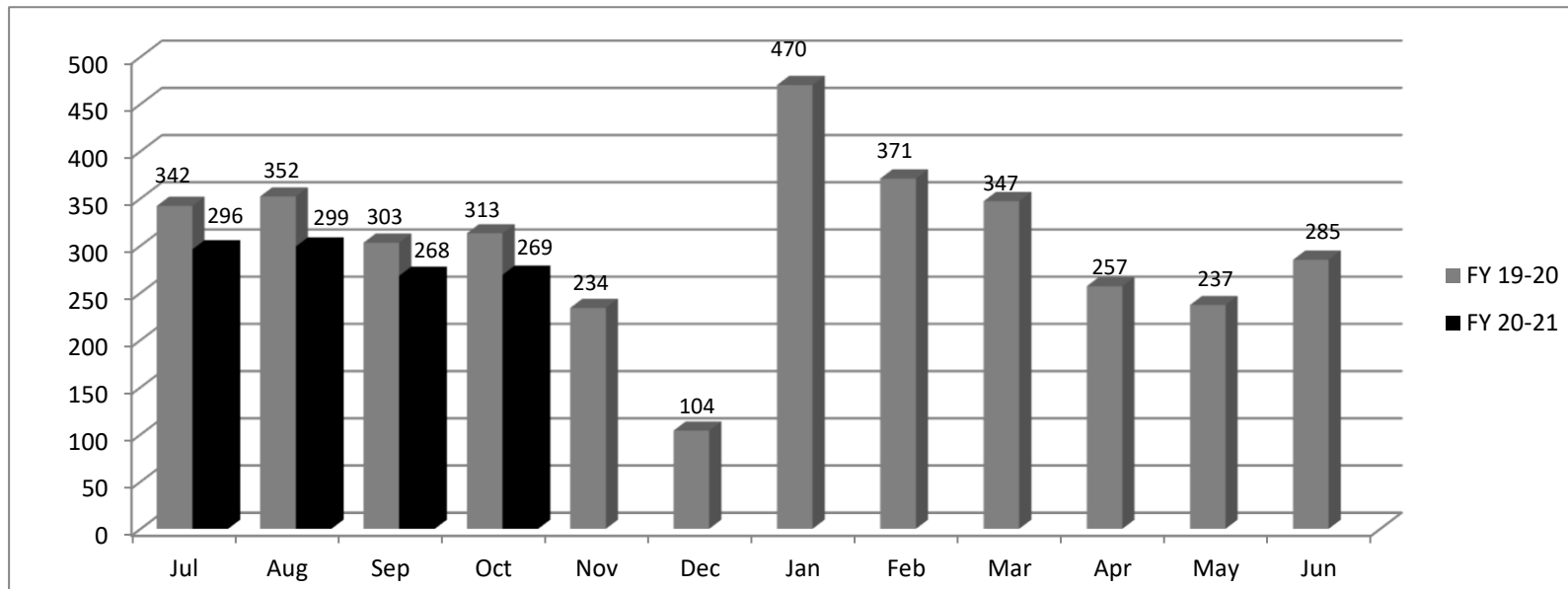


Informal Conf. Requested

	FY 19-20	FY 20-21
Jul	342	296
Aug	352	299
Sep	303	268
Oct	313	269
Nov	234	
Dec	104	
Jan	470	
Feb	371	
Mar	347	
Apr	257	
May	237	
Jun	285	
Total	3615	1132



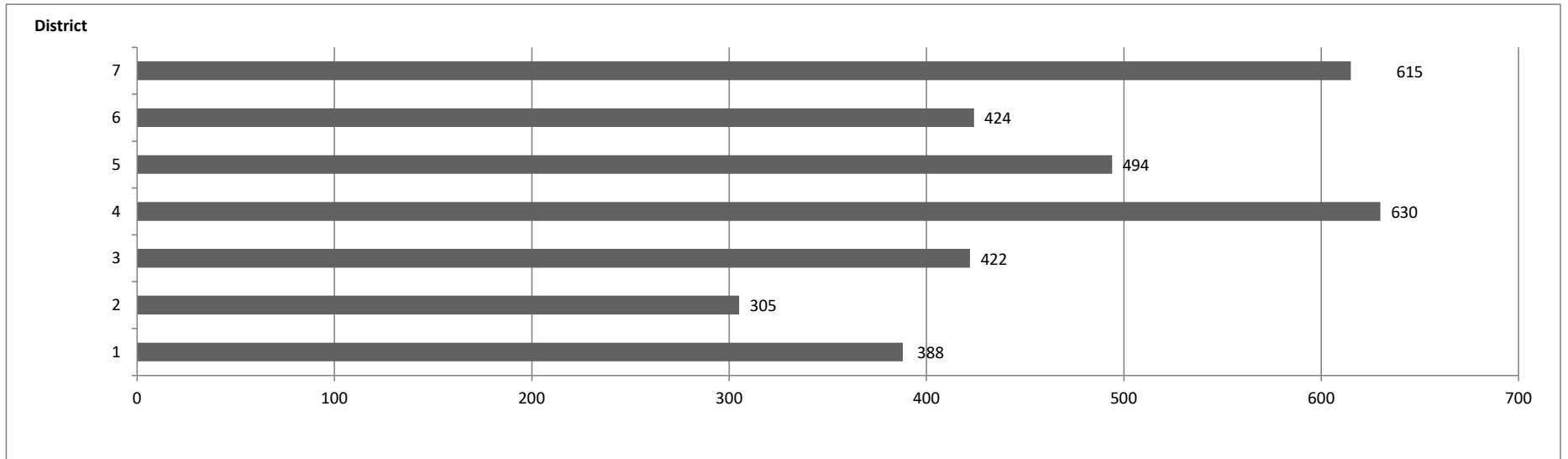
	FY 19-20	FY 20-21
Y-T-D	1310	1132



Pleadings Assigned - Three Year Comparison by Month

	District 1 Greenville			District 2 Anderson			District 3 Orangeburg			District 4 Charleston			District 5 Florence			District 6 Spartanburg			District 7 Richland		
	20-21	19-20	18-19	20-21	19-20	18-19	20-21	19-20	18-19	20-21	19-20	18-19	20-21	19-20	18-19	20-21	19-20	18-19	20-21	19-20	18-19
Jul	120	99	88	81	84	98	85	123	114	151	183	183	126	136	147	112	137	110	154	140	144
Aug	88	99	118	73	85	71	105	78	87	142	168	187	125	153	124	95	104	149	133	147	138
Sep	87	101	92	70	77	78	107	98	83	162	174	148	128	108	98	113	104	91	169	131	132
Oct	93	115	112	81	90	98	125	76	115	175	187	204	115	124	119	104	121	130	159	142	160
Nov		83	116		74	87		108	114		155	161		116	130		78	119		148	150
Dec		81	92		65	66		80	93		140	116		99	121		104	94		117	115
Jan		98	89		69	69		78	114		186	170		104	104		88	114		110	134
Feb		91	102		85	80		78	102		143	156		132	111		126	126		166	116
Mar		112	92		96	81		134	97		187	192		131	142		111	115		183	131
Apr		90	84		78	76		90	76		150	157		136	103		100	86		140	123
May		100	112		80	114		80	189		126	211		103	151		104	138		125	183
Jun		112	94		75	103		91	89		170	153		97	121		109	100		175	145
Totals	388	1181	1191	305	958	1021	422	1114	1273	630	1969	2038	494	1439	1471	424	1286	1372	615	1724	1671

Pleadings Assigned by District Year to Date



Tab 9

Tab 10

State of South Carolina

1333 Main Street, 5th Floor
P.O. Box 1715
Columbia, S.C. 29202-1715



Workers' Compensation Commission

Executive Director's Report Santee C. Sprang, Interim Executive Director

November 9, 2020

COVID-19

For the period February 1 through October 31, 2020, there have been 1671 COVID-related claims filed with the Commission. Forty-five were filed during the month of October. Fifteen fatalities have been reported since February 1. Of the cases that have been closed, \$102,000 was paid for medical care and \$595,000 was paid for non-medical care. The counties reporting the highest number of claims were Greenville, Charleston, and Richland. No claims were denied.

Meetings/Activities

October 12, 2020, Santee Sprang was appointed by the Commission as Interim Director. Ms. Sprang will serve in this capacity during Executive Director Gary Cannon's absence.

Constituent /Public Information Services

For the period October 1, 2020 to October 31, 2020, the Executive Director's Office and the General Counsel's office had 264 electronic and personal contacts with claimants or constituents, state agencies, federal agencies, attorneys, service providers, business partners, and letters with congressional offices. This number is slightly down from other months as Gary Cannon's contacts are not included.

Financial Transactions Activity

For the period October 1, 2020 to October 31, 2020, the Director's office processed and approved 10 travel expense reports, 64 invoices, and 40 deposits for DOA to process in the SCIES system.

SCWCC Stakeholder Electronic Distribution List

For the period October 1, 2020 through, October 31, 2020 we added one (1) individual. Due to the receipt of email delivery failures, a total of four (4) email addresses were deleted. A total of 784 individuals currently receive notifications from the Commission.

Advisory Notices

During the month of October, the office posted one Advisory Notice on the Commission's website and emailed it to the distribution list.

Tab 11

State of South Carolina

1333 Main Street, 5th Floor
P.O. Box 1715
Columbia, S.C. 29202-1715



TEL: (803) 737-5700
www.wcc.sc.gov

Workers' Compensation Commission

MEMORANDUM

TO: COMMISSIONERS

FROM: Sandee Sprang
Interim Executive Director

DATE: November 9, 2020

RE: FINANCIAL REPORT - Period ending October 31, 2020

Attached is the Budget vs. Actual Report for the General Fund and Earmarked Fund for the current fiscal year, period ending October 31, 2020. The benchmark for this period is 33%.

Expenditures

The expenditures for the General Fund are on pages 1-2 of the attached report "Budget vs. Actual Report FY2021. The year-to-day expenditures in the General Fund (10010000) for this period are \$923,276 or 20% of budget. The fund has \$1,251,476 of Commitments.

The Earmarked Fund financials may be found on pages 3-6 of the report. The year-to-date expenditures for the Earmarked Fund (38440000) is \$1,329,408 or 24% of budget. The fund has \$496,011 of Commitments.

Revenues

The Earmarked Fund received \$821,930 in Operating Revenues through October 31, 2020.

To date, we have received \$2,604,414 in Self-Insurance Tax funds.

South Carolina Workers' Compensation Commission
Budget vs. Actual Report
FY 2021 As of 10/31/2020
33% of year elapsed

Fund 10010000 - GENERAL FUND

Administration

Commitment Item	Commitment Item Description	Current Budget	YTD Expenditures	% Used	Commitments	Remaining Balance
501015	DIRECTOR	138,686	52,007	37%		86,679
501058	CLASSIFIED POS	48,034				48,034
512001	OTHER OPERATING	315,587				
Total OTHER OPERATING:		315,587				315,587
Total Administration:		502,307	52,007	10%		450,300

Inform. services

Commitment Item	Commitment Item Description	Current Budget	YTD Expenditures	% Used	Commitments	Remaining Balance
5030067131	PLM- EUC				5,080	
Total OTHER OPERATING:					5,080	-5,080
Total Inform. services:					5,080	-5,080

Claims

Commitment Item	Commitment Item Description	Current Budget	YTD Expenditures	% Used	Commitments	Remaining Balance
501058	CLASSIFIED POS	78,767	30,212	38%		48,555
Total Claims:		78,767	30,212	38%		48,555

Commissioners

Commitment Item	Commitment Item Description	Current Budget	YTD Expenditures	% Used	Commitments	Remaining Balance
501026	CHAIRMAN	168,057	63,021	37%		105,036
501033	COMMISSIONER	978,964	367,110	37%		611,854
501050	TAXABLE SUBS		29,196			-29,196
501058	CLASSIFIED POS	320,113	128,977	40%		191,136
Total Commissioners:		1,467,134	588,304	40%	0	878,830

South Carolina Workers' Compensation Commission
Budget vs. Actual Report
FY 2021 As of 10/31/2020
33% of year elapsed

Fund 10010000 - GENERAL FUND

Information Services FY18

Commitment Item	Commitment Item Description	Current Budget	YTD Expenditures	% Used	Commitments	Remaining Balance
561000	Special Item	1,695,084			1,246,396	448,688
Total Information Services FY18:		1,695,084			1,246,396	448,688

Insurance & Medical

Commitment Item	Commitment Item Description	Current Budget	YTD Expenditures	% Used	Commitments	Remaining Balance
501058	CLASSIFIED POS	27,697	11,475	41%		16,222
Total Insurance & Medical:		27,697	11,475	41%		16,222

Judicial

Commitment Item	Commitment Item Description	Current Budget	YTD Expenditures	% Used	Commitments	Remaining Balance
501058	CLASSIFIED POS	29,852				29,852
Total Judicial:		29,852				29,852

Employer Contributions

Commitment Item	Commitment Item Description	Current Budget	YTD Expenditures	% Used	Commitments	Remaining Balance
513000	EMPLOYER CONTRIB	713,269	241,279	34%		471,990
Total Employer Contributions:		713,269	241,279	34%		471,990

Total GENERAL FUND:		4,514,110	923,276	20%	1,251,476	2,339,358
----------------------------	--	------------------	----------------	------------	------------------	------------------

South Carolina Workers' Compensation Commission
Budget vs. Actual Report
FY 2021 As of 10/31/2020
33% of year elapsed

Fund 38440000 - EARMARKED FUND

Administration

Commitment Item	Commitment Item Description	Current Budget	YTD Expenditures	% Used	Commitments	Remaining Balance
501058	CLASSIFIED POS	791,985	69,726	9%		722,259
501070	OTH PERS SVC	41,000				41,000
512001	OTHER OPERATING	2,625,713				
5020080000	FREIGHT EXPRESS DELV		8		296	
5020120000	CELLULAR PHONE SVCS		2,172			
5021010005	LEGAL SRV-REPORTER		421			
5021020000	ATTORNEY FEES		88			
5024990000	OTH CNT-NON-IT & REA		424			
5030010000	OFFICE SUPPLIES		389		26	
5030010004	SUBSCRIPTIONS		7,922		10,178	
5030030000	PRINTED ITEMS		1,173		29	
5030067101	PRGM LIC - APP SUPP		9,644		23,713	
5030067130	EQUIP&SUPP- EUC		18		1	
5030067170	EQUIP&SUPP- PRINT EU		3,165		2,200	
5030070000	POSTAGE		8,692		14,360	
5030090000	COMMUNICATION SUPP		22			
5032410000	MED/SCIENT/LAB SUPP		239			
5032820000	INSTRUCTIONAL MAT				1,408	
5033990000	OTHER SUPPLIES		169			
5040057000	IT-OPER LS-CONT RENT				1,023	
5040060000	OPER-RENT-NON ST OWN		171,067		291,619	
5040070000	OPER-RNT-ST OWN RL P		120			
5040490000	OPER LSE-RENT-OTHER				23,949	
5040490003	OPER LSE-RENT-PO BOX		1,416			
5041010000	DUES & MEMBER FEES		1,230			
5050070000	IN ST-REGISTR FEES		300			
5051540000	LEASED CAR-ST OWNED		9,733			
Total OTHER OPERATING:		2,625,713	218,411	8%	368,803	2,038,499
Total Administration:		3,458,698	288,137	8%	368,803	2,801,758

South Carolina Workers' Compensation Commission
Budget vs. Actual Report
FY 2021 As of 10/31/2020
33% of year elapsed

Fund 38440000 - EARMARKED FUND

Inform. services

Commitment Item	Commitment Item Description	Current Budget	YTD Expenditures	% Used	Commitments	Remaining Balance
501058	CLASSIFIED POS		129,653			-129,653
5020077100	SERVICES- APP SUP				972	
5020077130	SERVICES- EUC		3,548			
5020077170	SERVICES- PRINT EU		375			
5020077200	SERVICES- SERVERS		48,000			
5020077220	SERVICES- VOICENET		7,815			
5020077230	IT CONTRACTORS				46,316	
5020077240	DP SERVICES – STATE		61,202			
5020080000	FREIGHT EXPRESS DELV		8		296	
5020120000	CELLULAR PHONE SVCS				1,806	
5021330000	CONTR-GOVT/NONPRFIT		39,000			
5021469316	SECURITY ALARM SRVC		2,625		46	
5021540000	NON-IT OTHER PRO SRV				15,825	
5030010000	OFFICE SUPPLIES		684		685	
5030067101	PRGM LIC - APP SUPP		32		11,367	
5030067130	EQUIP&SUPP- EUC		265		8,095	
5030067131	PLM- EUC				769	
5030067141	PLM- ITSD				9,590	
5030067170	EQUIP&SUPP- PRINT EU		6,174		5,052	
5030067210	EQUIP&SUPP- STORAGE		118			
5040057000	IT-OPER LS-CONT RENT		451		6,368	
5041010000	DUES & MEMBER FEES		196			
5050570000	OUT ST-REGISTR FEES		975			
Total OTHER OPERATING:			171,468		107,188	-278,656
Total Inform. services:			301,121		107,188	-408,309

South Carolina Workers' Compensation Commission
Budget vs. Actual Report
FY 2021 As of 10/31/2020
33% of year elapsed

Fund 38440000 - EARMARKED FUND

Claims

Commitment Item	Commitment Item Description	Current Budget	YTD Expenditures	% Used	Commitments	Remaining Balance
501058	CLASSIFIED POS	280,850	86,116	31%		194,734
512001	OTHER OPERATING	19,700				
5020080000	FREIGHT EXPRESS DELV		8		487	
5020120000	CELLULAR PHONE SVCS				77	
5030010000	OFFICE SUPPLIES		440		848	
Total OTHER OPERATING:		19,700	447	2%	1,411	17,841
Total Claims:		300,550	86,563	29%	1,411	212,576

Commissioners

Commitment Item	Commitment Item Description	Current Budget	YTD Expenditures	% Used	Commitments	Remaining Balance
501050	TAXABLE SUBS	70,000				70,000
512001	OTHER OPERATING	230,700				
5020080000	FREIGHT EXPRESS DELV		8		296	
5020120000	CELLULAR PHONE SVCS		6,195		160	
5021010003	LEGAL SRV-TRANSCRIPT		796			
5021010005	LEGAL SRV-REPORTER		27,111			
5021410000	EDUC & TRNG-STATE		75			
5030010000	OFFICE SUPPLIES		346		457	
5033990000	OTHER SUPPLIES		311			
5050041000	HR-IN ST-AUTO MILES		6,856		406	
5050080000	IN ST-SUBSIST ALLOW		2,262			
Total OTHER OPERATING:		230,700	43,959	19%	1,318	185,423
Total Commissioners:		300,700	43,959	15%	1,318	255,423

South Carolina Workers' Compensation Commission
Budget vs. Actual Report
FY 2021 As of 10/31/2020
33% of year elapsed

Fund 38440000 - EARMARKED FUND

Insurance & Medical

Commitment Item	Commitment Item Description	Current Budget	YTD Expenditures	% Used	Commitments	Remaining Balance
501058	CLASSIFIED POS	459,463	124,611	27%		334,852
501070	OTH PERS SVC	22,881	18,690	82%		4,191
512001	OTHER OPERATING	54,500				
5020080000	FREIGHT EXPRESS DELV		8		487	
5021540000	NON-IT OTHER PRO SRV		4,780		12,311	
5024990000	OTH CNT-NON-IT & REA		250			
5030010000	OFFICE SUPPLIES		60		1,576	
5040060000	OPER-RENT-NON ST OWN				452	
5050070000	IN ST-REGISTR FEES		2,250			
Total OTHER OPERATING:		54,500	7,348	13%	14,826	32,327
Total Insurance & Medical:		536,844	150,649	28%	14,826	371,369

Judicial

Commitment Item	Commitment Item Description	Current Budget	YTD Expenditures	% Used	Commitments	Remaining Balance
501058	CLASSIFIED POS	302,294	171,982	57%		130,312
501070	OTH PERS SVC		16,744			-16,744
512001	OTHER OPERATING	12,800				
5020080000	FREIGHT EXPRESS DELV		8		487	
5020120000	CELLULAR PHONE SVCS				116	
5021010005	LEGAL SRV-REPORTER		513			
5030010000	OFFICE SUPPLIES		60		1,861	
Total OTHER OPERATING:		12,800	580	5%	2,464	9,756
Total Judicial:		315,094	189,306	60%	2,464	123,325

Employer Contributions

Commitment Item	Commitment Item Description	Current Budget	YTD Expenditures	% Used	Commitments	Remaining Balance
513000	EMPLOYER CONTRIB	695,959	269,674	39%	0	426,285
Total Employer Contributions:		695,959	269,674	39%	0	426,285

Total EARMARKED FUND:		5,607,845	1,329,408	24%	496,011	3,782,426
------------------------------	--	------------------	------------------	------------	----------------	------------------

South Carolina Workers' Compensation Commission
Budget vs. Actual Report
FY 2021 As of 10/31/2020
33% of year elapsed

South Carolina Workers' Compensation Commission

Commitments

FY 2021 As of 10/31/2020

Fund 10010000 - GENERAL FUND

Inform. services

Commitment Item	Commitment Item Description	Vendor	Commitment
5030067131	PLM- EUC	SHI INTERNATIONAL CORP	5,080
Total Inform. services:			5,080

Information Services FY18

Commitment Item	Commitment Item Description	Vendor	Commitment
5020077230	IT CONTRACTORS	TAPFIN PROCESS SOLUTIONS	1,246,396
Total Information Services FY18:			1,246,396

Total GENERAL FUND:			1,251,476
----------------------------	--	--	------------------

Fund 38440000 - EARMARKED FUND

Administration

Commitment Item	Commitment Item Description	Vendor	Commitment
5020080000	FREIGHT EXPRESS DELV	FEDEX	296
5030010000	OFFICE SUPPLIES	STAPLES BUSINESS ADVANTAGE	26
5030010004	SUBSCRIPTIONS	WEST PUBLISHING CORPORATION	10,178
5030030000	PRINTED ITEMS	PINE PRESS PRINTING	29
5030067101	PRGM LIC - APP SUPP	WEST PUBLISHING CORPORATION	23,713
5030067130	EQUIP&SUPP- EUC	FORMS & SUPPLY INC	1
5030067170	EQUIP&SUPP- PRINT EU	FORMS & SUPPLY INC	1,641
5030067170	EQUIP&SUPP- PRINT EU	MAJOR BUSINESS MACHINES	559
5030070000	POSTAGE	NEOFUNDS BY NEOPOST	1,400
5030070000	POSTAGE	US POSTAL SERVICE	12,960
5032820000	INSTRUCTIONAL MAT	PINE PRESS PRINTING	1,408
5040057000	IT-OPER LS-CONT RENT	XEROX CORPORATION	1,023
5040060000	OPER-RENT-NON ST OWN	GALIUM 1333 MAIN LLC	291,619
5040490000	OPER LSE-RENT-OTHER	REPUBLIC PARKING SYSTEM INC	23,949
Total Administration:			368,803

Any items with vendor "Not assigned" are pending financial adjustments. Any commitment on the Budget vs. Actual Report that is missing from this list is a travel commitment.

South Carolina Workers' Compensation Commission

Commitments

FY 2021 As of 10/31/2020

Fund 38440000 - EARMARKED FUND

Inform. services

Commitment Item	Commitment Item Description	Vendor	Commitment
5020077100	SERVICES- APP SUP	BIS DIGITAL, INC.	972
5020077230	IT CONTRACTORS	TAPFIN PROCESS SOLUTIONS	46,316
5020080000	FREIGHT EXPRESS DELV	FEDEX	296
5020120000	CELLULAR PHONE SVCS	VERIZON WIRELESS	1,806
5021469316	SECURITY ALARM SRVC	SONITROL SECURITY SYSTEMS	46
5021540000	NON-IT OTHER PRO SRV	HYLAND SOFTWARE INC	15,825
5030010000	OFFICE SUPPLIES	FORMS & SUPPLY INC	685
5030067130	EQUIP&SUPP- EUC	MICROSOFT CORPORATION	8,095
5030067131	PLM- EUC	SHI INTERNATIONAL CORP	769
5030067141	PLM- ITSD	FRESHWORKS INC	9,590
5040057000	IT-OPER LS-CONT RENT	XEROX	4,675
5040057000	IT-OPER LS-CONT RENT	XEROX CORPORATION	1,693
Total Inform. services:			90,769

Claims

Commitment Item	Commitment Item Description	Vendor	Commitment
5020080000	FREIGHT EXPRESS DELV	FEDEX	487
5020120000	CELLULAR PHONE SVCS	VERIZON WIRELESS	77
5030010000	OFFICE SUPPLIES	FORMS & SUPPLY INC	812
5030010000	OFFICE SUPPLIES	STAPLES BUSINESS ADVANTAGE	36
Total Claims:			1,411

Commissioners

Commitment Item	Commitment Item Description	Vendor	Commitment
5020080000	FREIGHT EXPRESS DELV	FEDEX	296
5020120000	CELLULAR PHONE SVCS	VERIZON WIRELESS	160
5030010000	OFFICE SUPPLIES	STAPLES BUSINESS ADVANTAGE	338
Total Commissioners:			794

Insurance & Medical

Any items with vendor "Not assigned" are pending financial adjustments. Any commitment on the Budget vs. Actual Report that is missing from this list is a travel commitment.

**South Carolina Workers' Compensation Commission
Commitments
FY 2021 As of 10/31/2020**

Fund 38440000 - EARMARKED FUND

Commitment Item	Commitment Item Description	Vendor	Commitment
5020080000	FREIGHT EXPRESS DELV	FEDEX	487
5021540000	NON-IT OTHER PRO SRV	A WOMANS TOUCH LLC	2,230
5021540000	NON-IT OTHER PRO SRV	LUMLEY INVESTIGATIONS LLC	756
5021540000	NON-IT OTHER PRO SRV	TPT INVESTIGATIONS LLC	320
5021540000	NON-IT OTHER PRO SRV	UPSTATE LEGAL SUPPORT SERVICES L	2,398
5021540000	NON-IT OTHER PRO SRV	WHITESELL INVESTIGATIVE SERVICES	6,607
5030010000	OFFICE SUPPLIES	FORMS & SUPPLY INC	786
5030010000	OFFICE SUPPLIES	STAPLES BUSINESS ADVANTAGE	790
5040060000	OPER-RENT-NON ST OWN	GALIUM 1333 MAIN LLC	452
Total Insurance & Medical:			14,826

Judicial

Commitment Item	Commitment Item Description	Vendor	Commitment
5020080000	FREIGHT EXPRESS DELV	FEDEX	487
5020120000	CELLULAR PHONE SVCS	VERIZON WIRELESS	116
5030010000	OFFICE SUPPLIES	FORMS & SUPPLY INC	1,066
5030010000	OFFICE SUPPLIES	STAPLES BUSINESS ADVANTAGE	795
Total Judicial:			2,464

Total EARMARKED FUND:			495,605
------------------------------	--	--	----------------

Any items with vendor "Not assigned" are pending financial adjustments. Any commitment on the Budget vs. Actual Report that is missing from this list is a travel commitment.

**South Carolina Workers' Compensation Commission
Earmarked Fund Balance Sheet
FY 2021 As of 10/31/2020**

	Budget	YTD	% of Budget
Total Revenues	3,253,906	821,930	25%
Self Insurance Tax Receipts YTD Actual	2,500,000	2,640,414	106%
Total Revenues	5,753,906	3,462,343	60%
Total Expenditures	5,607,845	1,329,408	24%
Commitments		496,011	
Net Income/(Loss)		<u>1,636,925</u>	