

## A G E N D A

### SOUTH CAROLINA WORKERS' COMPENSATION COMMISSION

1333 Main Street, 5<sup>th</sup> Floor  
Columbia, South Carolina 29201  
**April 17, 2023 10:30 a.m.**

#### Meeting to be held in Hearing Room A

The Commission's Business Meeting will be broadcast live on the Internet via Zoom. Interested parties may access the broadcast at the following link:

Join Zoom Meeting

<https://us02web.zoom.us/j/8249297108?pwd=akcwMkMxSnYzQWFxdEs4V2x6UWtyUT09>

Meeting ID: 824 929 7108

Passcode: 073988

*This meeting agenda was posted prior to the meeting and proper advance notice was made to all concerned parties in compliance with requirements in the Freedom of Information Act.*

- |   |   |
|---|---|
| 1. CALL TO ORDER  | CHAIRMAN BECK   |
| 2. APPROVAL OF AGENDA OF BUSINESS MEETING<br>OF APRIL 17, 2023  | CHAIRMAN BECK   |
| 3. APPROVAL OF MINUTES OF THE REGULAR BUSINESS MEETING<br>OF MARCH 13, 2023, (Tab 1)  | CHAIRMAN BECK   |
| 4. GENERAL ANNOUNCEMENTS  | MR. CANNON  |
| 5. APPLICATIONS FOR APPROVAL TO SELF-INSURE (Tab 2)   | MS. BROWN   |
| 6. DEPARTMENT DIRECTORS' REPORTS<br>Human Resources (Tab 3)<br>Information Services (Tab 4)<br>Insurance and Medical Services (Tab 5)<br>Claims (Tab 6)<br>Judicial (Tab 7) | MS. WARD<br>MR. PLUSS<br>MR. DUCOTE<br>MS. SPANN<br>MS. BRACY |
| 7. DEPARTMENT OF VOCATIONAL REHABILITATION<br>Monthly Report (Tab 8)  | MR. CANNON  |
| 8. EXECUTIVE DIRECTOR'S REPORT (Tab 9)  | MR. CANNON  |
| 9. FINANCIAL REPORT (Tab 10)  | MR. CANNON  |
| 10. OLD BUSINESS  | CHAIRMAN BECK   |
| 11. EXECUTIVE SESSION<br>General Counsel has requested an Executive Session to discuss pending litigation.  | CHAIRMAN BECK   |
| 12. ADJOURNMENT   | CHAIRMAN BECK   |

# **Table of Contents**

<b>1</b>	<b>Approval of Minutes of Business Meeting of March 13, 2023</b>
<b>2</b>	<b>Self-Insurance</b>
<b>3</b>	<b>Human Resources</b>
<b>4</b>	<b>Information Services</b>
<b>5</b>	<b>Insurance &amp; Medical Services</b>
<b>6</b>	<b>Claims</b>
<b>7</b>	<b>Judicial</b>
<b>8</b>	<b>Vocational Rehabilitation</b>
<b>9</b>	<b>Executive Director's Report</b>
<b>10</b>	<b>Financial Report</b>
<b>11</b>	<b>New Business</b>

**TAB 1**

THE  
SOUTH CAROLINA WORKERS'  
COMPENSATION COMMISSION  
BUSINESS MEETING  
**March 13, 2023**

A Business Meeting of the South Carolina Workers' Compensation Commission was held in Hearing Room A of the Workers' Compensation Commission on Monday, March 13, 2023, at 10:30 a.m. The meeting agenda was posted prior to the meeting and proper advance notice was made to all concerned parties in compliance with requirements in the Freedom of Information Act. The following Commissioners were present:

T. SCOTT BECK, CHAIRMAN  
GENE MCCASKILL, VICE CHAIR  
AVERY WILKERSON, COMMISSIONER  
AISHA TAYLOR, COMMISSIONER  
R. MICHEAL CAMPBELL, II, COMMISSIONER  
MELODY JAMES, COMMISSIONER

Present also were Gary Cannon, Executive Director; Keith Roberts, General Counsel, Christy Brown, Self-Insurance Director; Sonji Spann, Claims Director; Kristen Mcree, Staff Attorney; Bridget Ward, Human Resource Director; Kris Pluss, Director of Information Technology, Bridget Amick; Medical Policy Analyst, Chris O'Donnell; Fair Health, Joel Brill, Pauline Williams, and Jennifer Testa, all joined via Zoom.

Chairman Beck called the meeting to order at 10:35 a.m.

Commissioner Cynthia Dooley joined the meeting by Zoom.

**AGENDA**

Commissioner McCaskill moved that the agenda be approved. Commissioner James seconded the motion, and the motion was approved.

**APPROVAL OF MINUTES – BUSINESS MEETING OF FEBRUARY 13, 2023**

Commissioner McCaskill moved that the minutes of the Business Meeting of February 13, 2023, be approved. Commissioner James seconded the motion, and the motion was approved.

**GENERAL ANNOUNCEMENTS**

There were no general announcements.

**APPLICATIONS FOR APPROVAL TO SELF-INSURE**

Self-insurance applications were presented by Christy Brown, Self-Insurance Director. **Eleven (11)** prospective members of **Three (3)** funds were presented to the Commission for approval. The applications were:

**Palmetto Timber Fund**

B & B Equipment Leasing LLC  
Mt. Olive Logging LLC

**South Carolina Home Builders SIF**

Brackish Builders LLC  
Carolina Services, Inc.  
Coker Construction Company, Inc.  
Dennis Krasinski  
Eddie Bentleys Plumbing & Electrical LLC dba Bentley's Plumbing & Electrical  
TAC Spray Foam Insulation LLC  
TC's Glass Service LLC dba Bee Glass

**SCADA**

JAG Florence CDJR LLC dba Legacy Chrysler Dodge Jeep Ram  
TJJ Lugoff LLC dba Lugoff Nissan

After examination of the applications, it was determined that each complied with the Commission's requirements, and each was recommended for approval.

Commissioner Wilkerson made the motion to approve the applications to self-insure. Commissioner Campbell seconded the motion to approve the applications to self-insure, and the motion was approved.

**DEPARTMENT DIRECTORS' REPORTS**

Each Department report was submitted in written form and included in the Commission's agenda booklets.

**HUMAN RESOURCES**

Ms. Ward presented the Human Resources report. There were no comments or questions from the Commission.

**INFORMATION TECHNOLOGY DEPARTMENT**

Mr. Pluss presented the IT report. There were no comments or questions from the Commission.

**INSURANCE AND MEDICAL SERVICES DEPARTMENT**

Mr. Cannon presented Mr. Ducote's written report in his absence. There were no comments or questions from the Commission.

## **CLAIMS DEPARTMENT**

Ms. Spann presented her report in written form. There were no comments or questions from the Commission.

## **JUDICIAL DEPARTMENT**

Ms. Bracy presented her report in written form. There were no questions from the Commission.

## **VOCATIONAL REHABILITATION**

Mr. Cannon presented the Vocational Rehabilitation Report.

## **EXECUTIVE DIRECTOR'S REPORT**

Mr. Cannon submitted his report in written form. There were no comments or questions from the Commission.

## **ADMINISTRATION – FINANCIAL REPORT**

Mr. Cannon submitted his report in written form. There were no questions from the Commission.

## **OLD BUSINESS**

Commissioner James made the motion to approve a Conversion Factor of \$51.50 for the Maximum Allowable Payment (MAP) for services listed in Medical Services Provider Manual and a Conversion Factor of \$32.85 per unit for services provided by Anesthesiologists effective April 1, 2023. Commissioner Campbell seconded the motion. Motion passed.

## **NEW BUSINESS**

There was no new business before the Commission.

## **EXECUTIVE SESSION**

Commissioner Taylor made a motion to move into Executive Session to discuss pending litigation matters. Commissioner James seconded the motion, and the motion was approved. The Commission went into Executive Session at 10:50 a.m.

Commissioner Taylor made the motion to leave Executive Session at 11:15 a.m.; noting that no action was taken. Commissioner James seconded the motion, and the motion was approved.

## **ADJOURNMENT**

Commissioner McCaskill made the motion to adjourn. Commissioner Taylor seconded the motion, and the motion was approved.

The March 13, 2023, meeting of the South Carolina Workers' Compensation Commission adjourned at 11:16 am.

Reported April 6, 2023  
Arnisha Keitt  
Executive Assistant

**TAB 2**



**TAB 3**

# State of South Carolina

1333 Main Street, 5<sup>th</sup> Floor  
P.O. Box 1715  
Columbia, S.C. 29202-1715



TEL: (803) 737-5700  
FAX: (803) 737-5764

## *Workers' Compensation Commission*

**TO:** Gary Cannon

**FROM:** Bridget Ward

**DATE:** April 7, 2023

**SUBJECT: Monthly Human Resources Report for April 2023 Business Meeting**

This report summarizes Human Resources' activities from March 1, 2023, through March 31, 2023. At the end of March, the Commission had 48 full-time employees and one part-time employee.

- **New Hires:** One    **Separations or Retirements:** Two    **FMLA Leaves:** None

HR processed three SCEIS personnel transactions and six SCEIS time/leave transactions in March. All detailed reports were run as scheduled, and any issues that arose were corrected with the collaborative effort of the SCEIS teams and the Comptroller General's Office. HR sent six "All Employee emails during March and processed 11 travel trip reports. In addition, HR received and reviewed 1223 and 1203 and sent emails.

An employee Health Screening was coordinated for all employees of the Commission and SC Lottery for March 14; 20 employees of the Commission attended. In addition, HR participated in one PEBA webinar concerning Retirement and actively contributed to the report submitted to the House Legislative Oversight Committee.

There were no parking issues in March, but four building issues. All building issues were resolved, including the ongoing plumbing issue from last Fall. In addition, three parking assignments were updated. There were no COVID cases or scares in March, and HR will continue to obtain testing kits from DHEC to provide convenient free testing for all employees.

Vacant positions to be filled:

- Claims – Insurance Analyst I – AP01 and
- IMS – Director of Coverage & Compliance – AH45.

At the beginning of March, the Director of Coverage and Compliance in IMS gave notice that they were leaving and HR posted the position on the SC Career website immediately. Interviews will start in April to find the best candidate. The Claims Department position previously posted in January was extended to the end of February to receive a better application pool. The interviews began in March; an offer was extended but rejected by our top choice. HR posted the position again, and interviews will resume in April to find the best candidate.

Position(s) filled in March:

- Judicial - Program Assistant – AH30

The Judicial Department's Program Assistant position was vacated at the beginning of March. HR posted the job, interviews were conducted, and the position was filled. The candidate started on March 27.

**TAB 4**

# State of South Carolina

1333 Main St, Suite 500  
P.O. Box 1715  
Columbia, S.C. 29202-1715



Tel: (803) 737-5700  
Fax: (803) 737-1258  
www.wcc.sc.gov

## Workers' Compensation Commission

---

To: Gary Cannon, SCWCC Executive Director  
From: Kris Pluss, IT Director  
Date: April 7, 2023  
Subject: IT Department March 2023 Full Commission Report

---

This report summarizes the activities and accomplishments for projects and initiatives in the IT Department during March 2023.

### **I. Systems Operations, Maintenance and Support**

#### EDI

WCC IT Staff continues to work with the ISO/Verisk to establish processes and an implementation plan for the EDI 3.0 claims processing migration. The WCC IT Team attended five MS Teams Meetings with ISO/Verisk in March. ISO/Verisk has encountered an issue with ingesting the historical claims data in the existing EDI 3.0 format. WCC IT is currently working with Verisk to adjust the data that is ingested for active claims. WCC IT has produced sample history claims data in the revised format. WCC IT is verifying the accuracy of the extracted data and is scheduled to send the updated information the week of April 10, 2023.

#### Progress

WCC IT attended six Virtual Meetings with Progress Application Staff and Project Managers in March. A high-level discussion was facilitated by the WCC IT Team for the Commission and WCC Executive Leadership on Monday, March 13, 2023.

#### Systems Support

WCC IT continues to work with WCC users to support agency laptops, iPhones, and iPads.

#### Security

No phishing emails were reported to the WCC IT Team during this timeframe.

#### Reporting

114 Service Desk tickets were received by WCC IT during March 2023.  
107 Tickets were assigned a priority of Low / Medium.  
6 Ticket was assigned a priority of High.  
1 Tickets were assigned a priority of Urgent.

## **II. Projects, Enhancements and Development**

### Legacy Modernization

WCC IT participated in five Virtual Meetings with SC.Gov and the Department of Administration's, Digital of Governmental Services Division to confirm the first two phases of electronic form uploads and electronic payment processing services. WCC IT has provided SC.Gov with a list of form uploads, associated users and the corresponding deposit information. WCC IT and Gary Cannon have also completed the required Participation Agreements for the Office of the State Treasurer. WCC IT has requested a Statement of Work from SC.Gov to outline the remaining development, testing and, implementation dates.

**TAB 5**

# State of South Carolina



## Workers' Compensation Commission

---

**To:** Mr. Gary Cannon  
SCWCC Executive Director

**From:** Wayne Ducote, Jr.  
IMS Director

**Date:** 13-Apr-23

**Subj:** Insurance and Medical Services Department  
March 2023 Full Commission Report

---

Please find attached information provided to summarize the status and workflow of initiatives currently underway within the Insurance and Medical Services (IMS) Department.

In addition to the statistical data provided, please be advised of the following:

- |                     |  |
|---------------------|--|
| Compliance Division | <ol style="list-style-type: none"><li>1. Reviewing revenue metrics / projections.</li><li>2. Working with staff to review workflow processes and additional training opportunities.</li><li>3. Continuing to explore outreach opportunities with stakeholders.</li></ol> |
| Coverage Division   | <ol style="list-style-type: none"><li>1. Working with staff to review workflow processes and explore opportunities to enhance service provision.</li><li>2. Lapse in Coverage: 63 new registrants; 0 notifications sent.</li></ol>                                       |
| Medical Services    | <ol style="list-style-type: none"><li>1. Eleven medical bill pricing reviews were done in the month of February.</li><li>2. Updates for 2023 Medical Services Provider Manual were approved.</li></ol>   |

While this summary is in no way all-inclusive, it may serve to assist you and our Commissioners in understanding the key initiatives underway in the IMS Department and provide measures by which the Department's effectiveness can be gauged. IMS welcomes any guidance that you and/or our Commissioners can provide concerning our performance and direction.

**Employer Rule to Show Cause Hearings and Compliance Activity**

The Compliance Division docketed 0 new RTSC cases and 3 total RTSC cases in the month of March. And, compelled 21 South Carolina employers to come into compliance with the Act. Year to date, 5 new RTSC cases and 19 total RTSC cases have been docketed.

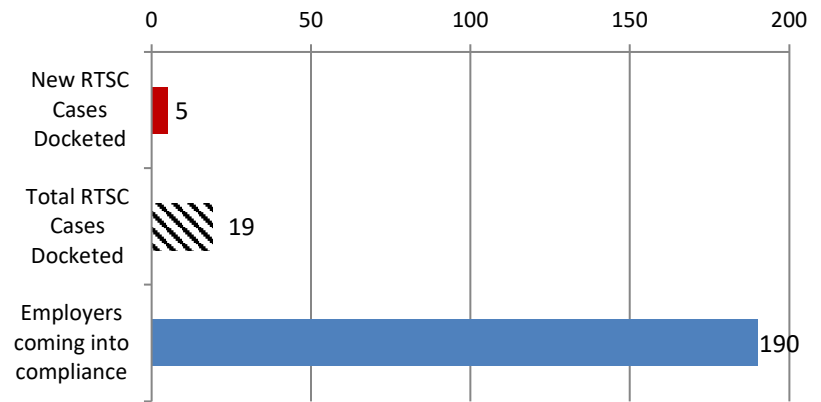
**Employers Obtaining Coverage**

Year to date, the Compliance Division has compelled 190 South Carolina employers to come into compliance with the Act. In so doing, approximately 1,667 previously uninsured workers are now properly covered.

**Penalties Waived**

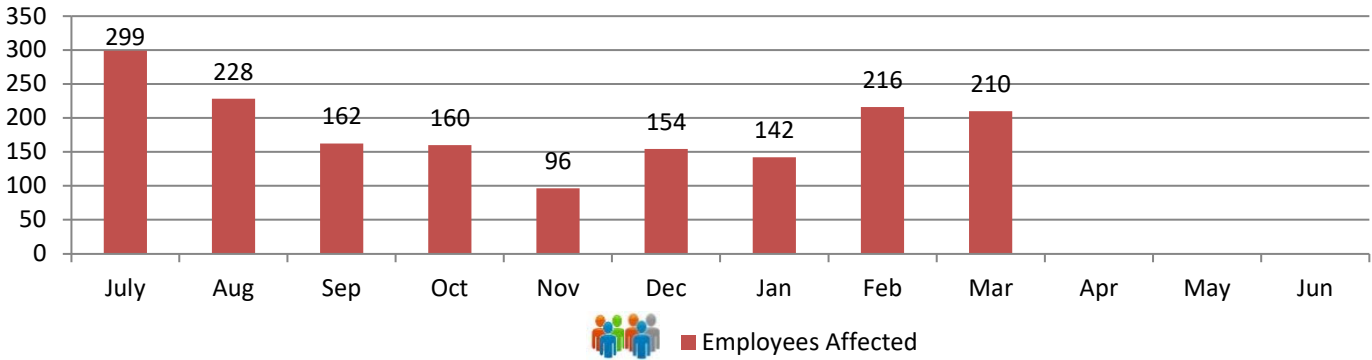
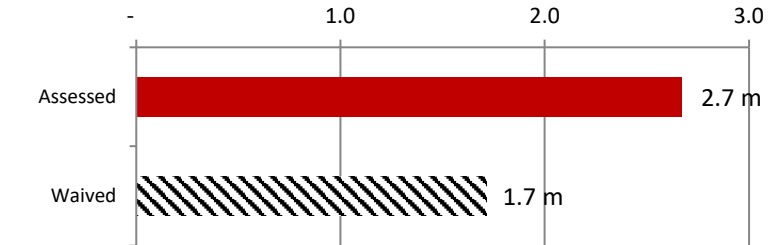
Although the Division has assessed \$2.7 m in fines this fiscal year, \$1.7 m have been waived or rescinded as employers have either obtained insurance coverage or were found not to be subject to the Act.

**RTSC and Compliance Activity**



**Fines and Penalties**

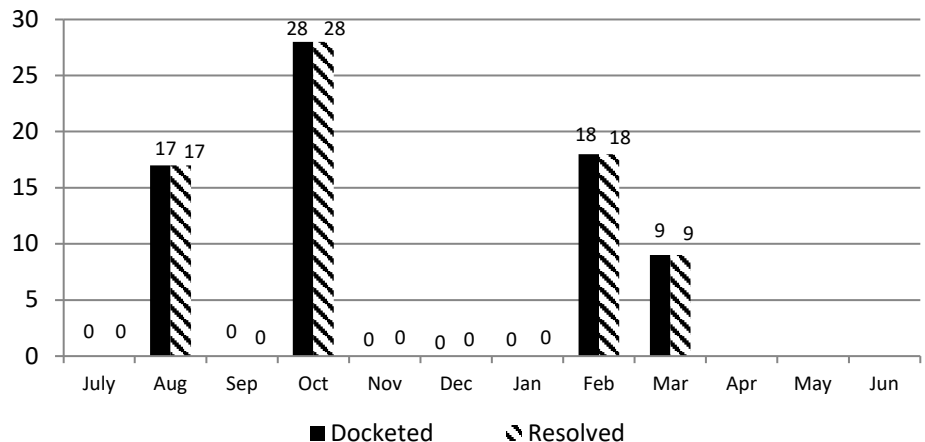
Millions



**Carrier Rule to Show Cause Hearings**

The Compliance Division manages the Rule to Show Cause process involving the recovery of outstanding carrier fines and penalties. In the month of March 2023, 9 carrier RTSC cases were docketed; 9 cases were resolved for a total of \$7,800.

Year to date, a total of 72 carrier RTSC cases have been docketed, 72 cases for a total of \$114,278 have been resolved.



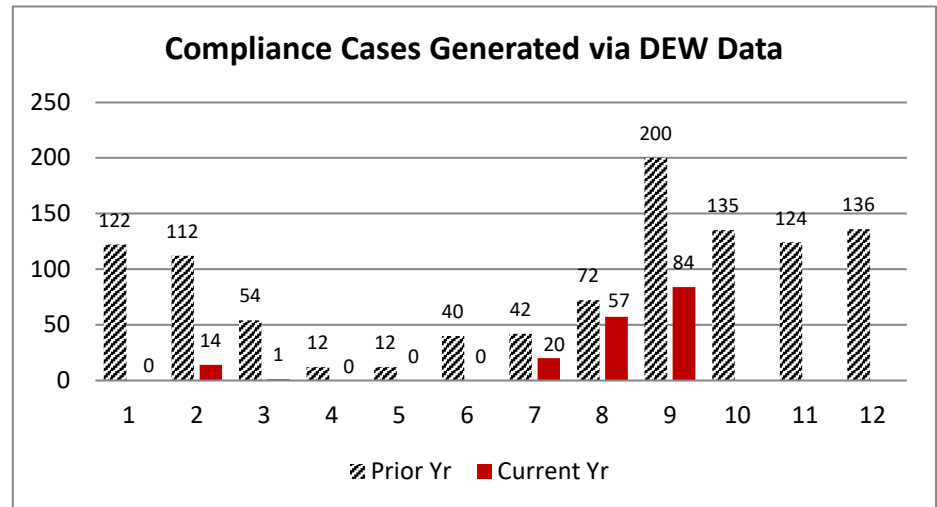
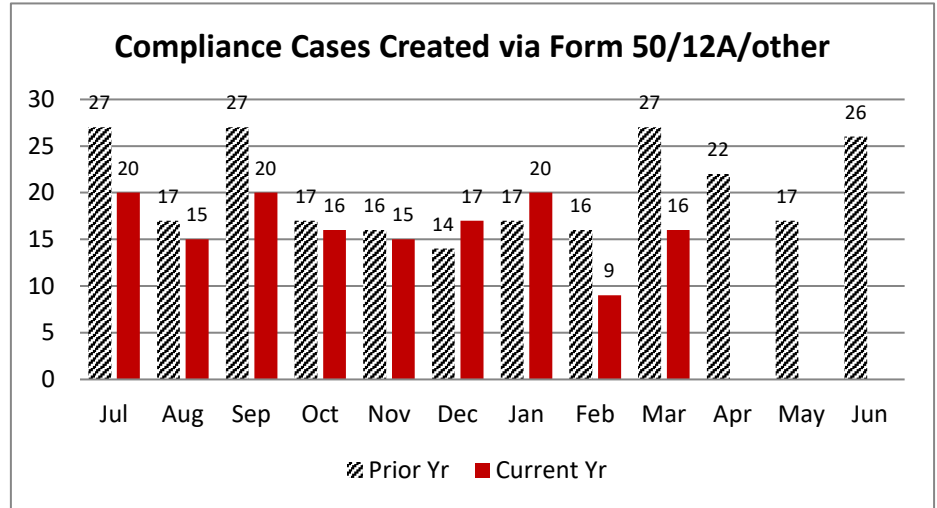


In March 2023, 16 compliance files were created from the combined filings of Form 50's, 12A's, and stakeholder reporting involving uninsured employers.

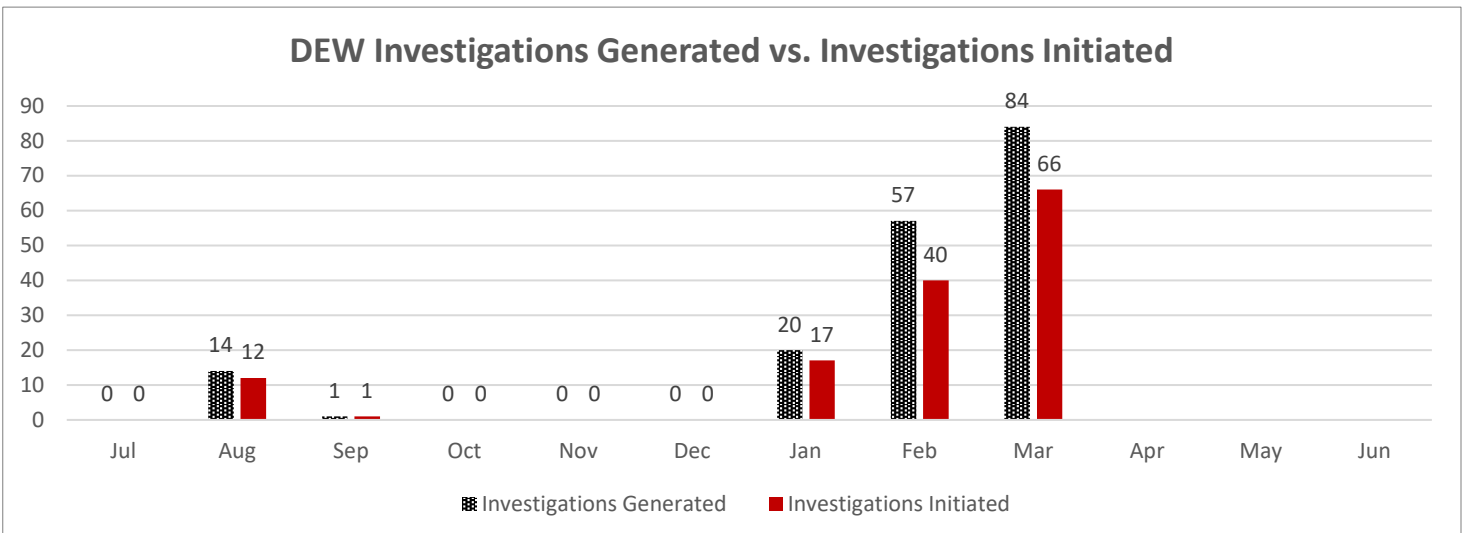
YTD vs. Prior Year total (243): 61%  
 Mar 2022 to Mar 2023: 59%  
 Current Yr End trend: 81% of 2021-2022  
 YTD 2022-2023 v. YTD 2021-2022: 83%

In March 2023, 84 compliance files were generated from the DEW data process.

YTD vs. Prior Year total (1,061): 17%  
 Mar 2022 to Mar 2023: 42%  
 Current Yr End trend: 22% of 2021-2022  
 YTD 2022-2023 v. YTD 2021-2022: 26%



The DEW Data Pool is determined by the total number of potential, non-compliant employers who report wages to DEW with at least 4 employees and who's FEIN does not match with any coverage records in the Commission's coverage database. The investigations generated is the number of compliance investigations generated from the pool. The investigations initiated is the number of compliance investigations initiated from those that were generated.



**Carryover Caseload:**

The Compliance Division closed March 2023 with 151 cases active, compared to an active caseload of 278 at the close of February 2022.

**Cases Resolved:**

For the month of March 2023, Compliance Division staff closed-out 135 cases.

**Compliance Fines:**

In March 2023, the Compliance Division collected \$36,016 in fines and penalties. Year to Date, the Compliance Division has collected \$282,634 in fines and penalties.

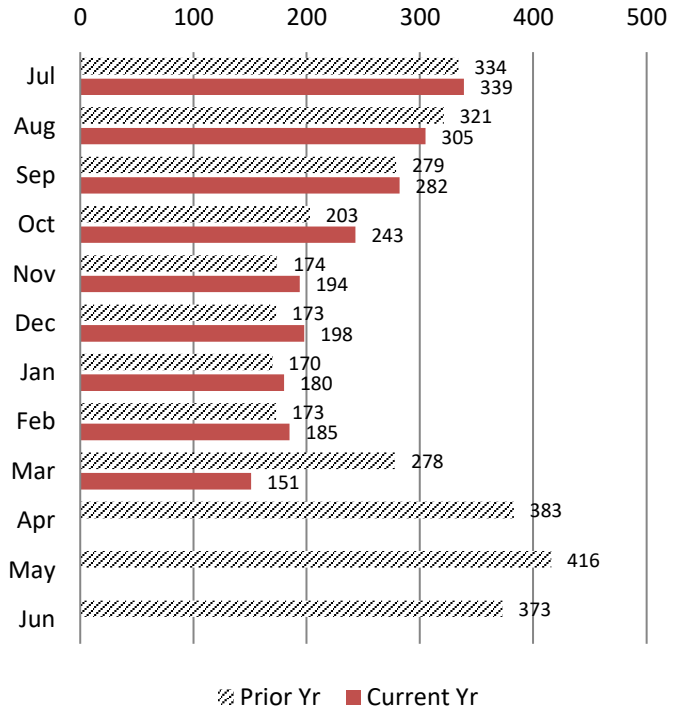
Year to Date vs Prior Year Total (\$686,193): 41%

Mar 2022 vs. Mar 2023: 64%

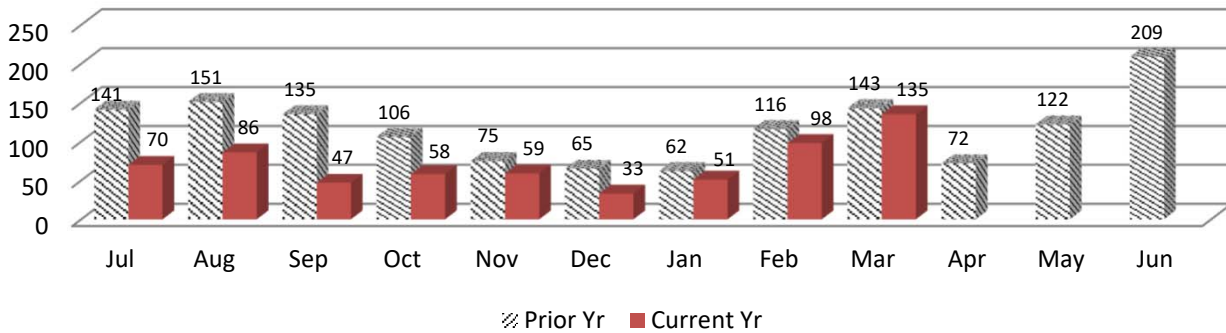
Current Year End trend is 55% of 2021-2022

YTD 2021-22 (Mar - June) vs YTD 2022-2023: 53%

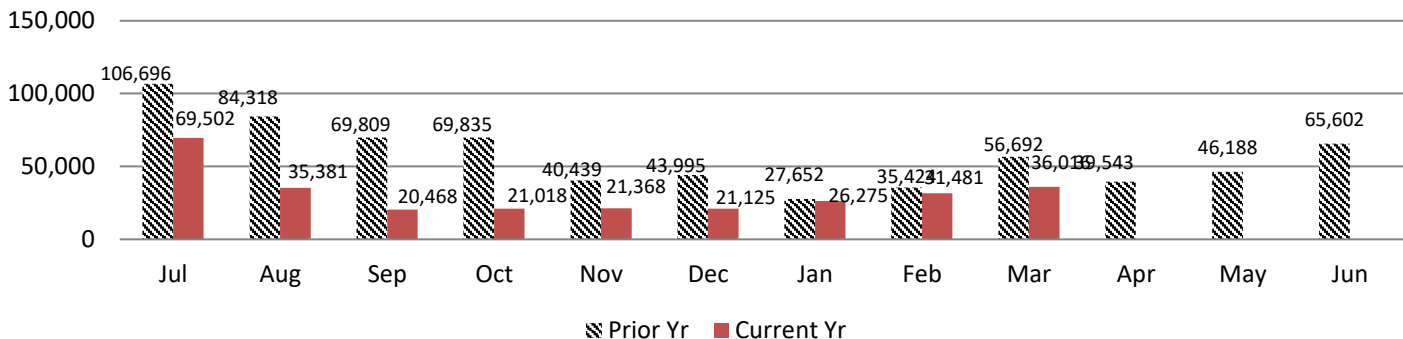
**Caseload Pending v. Prior Year**



**Cases Resolved v. Prior Year**



**Compliance Fines Collected v. Prior Year**

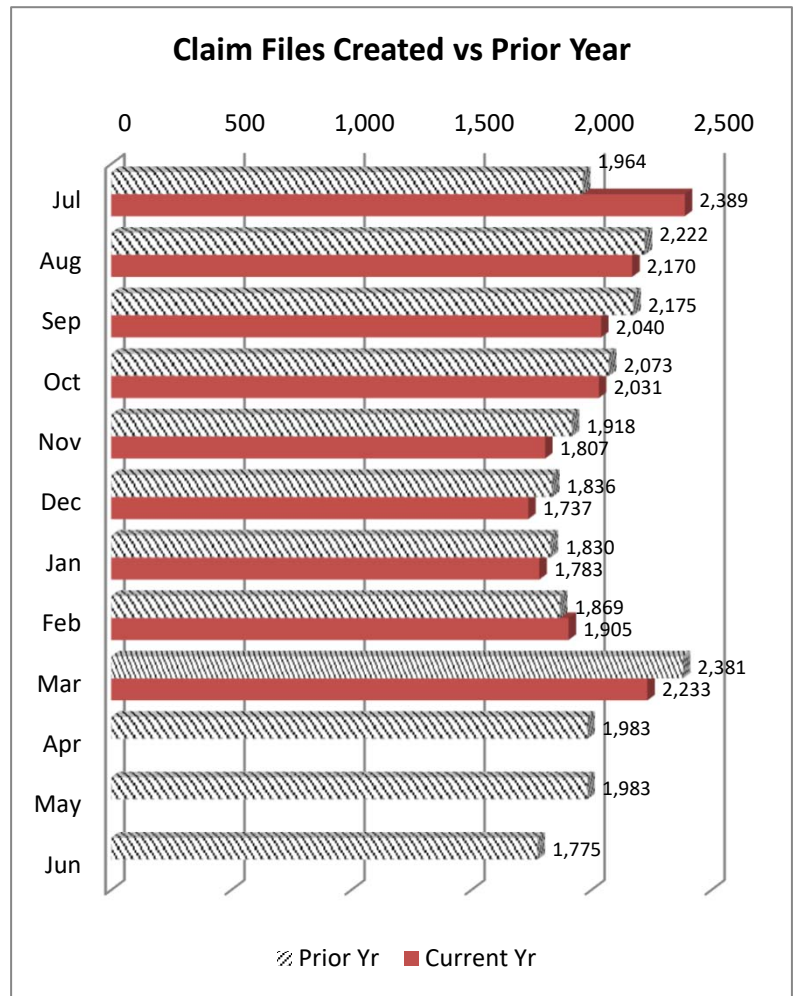


**WCC Claim Files:**

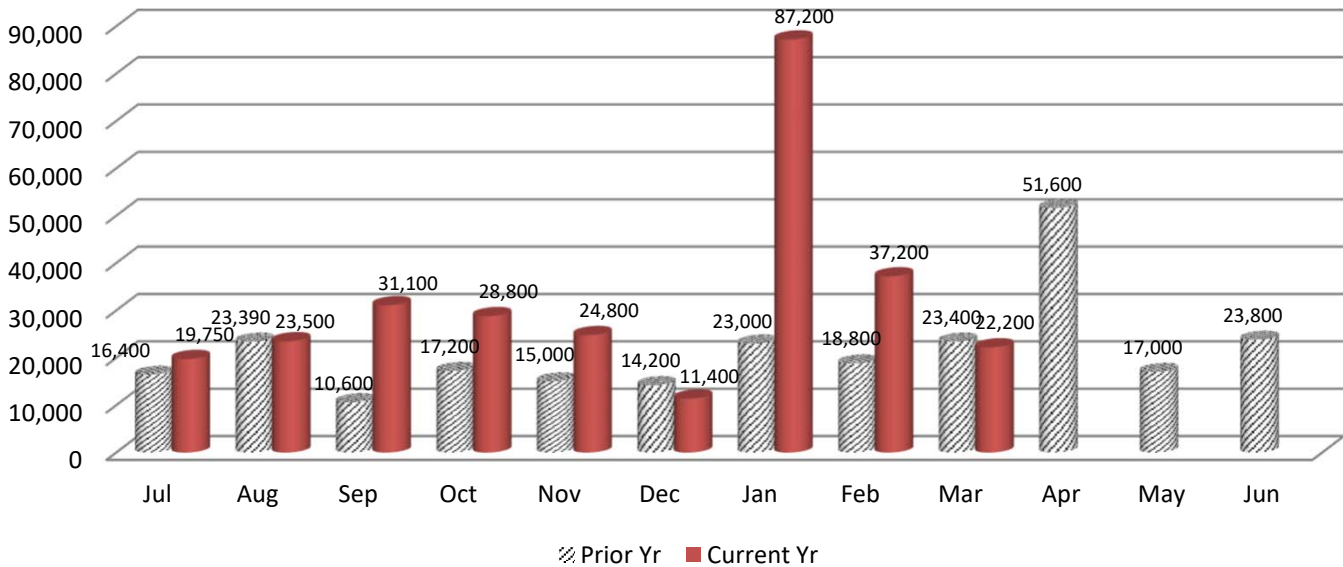
In March 2023, the Coverage Division received a total of 2,233 WCC Claim files. Of these, 1,852 were created through proper carrier filing of a 12A, and 381 were generated as a result of a Form 50 claim filing. Year to Date 18,095 Claim files have been created which is 75% of claim file volume prior year (24,009).

**Coverage Fines:**

The Coverage Division collected \$22,200 in fine revenue in March 2023, as compared to \$23,400 in Coverage fines/penalties accrued during March 2022. Year on Year, Coverage fines are at 112% of collections for prior year.



### Coverage Fines Collected v Prior Year



**IMS SELF INSURANCE DIVISION**

March 2023

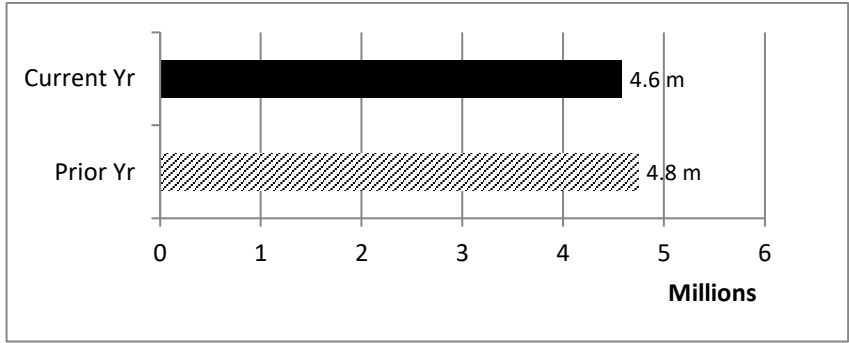
During the month of March 2023, the Self Insurance Division:

- \* collected \$1,972,112 in self-insurance tax.

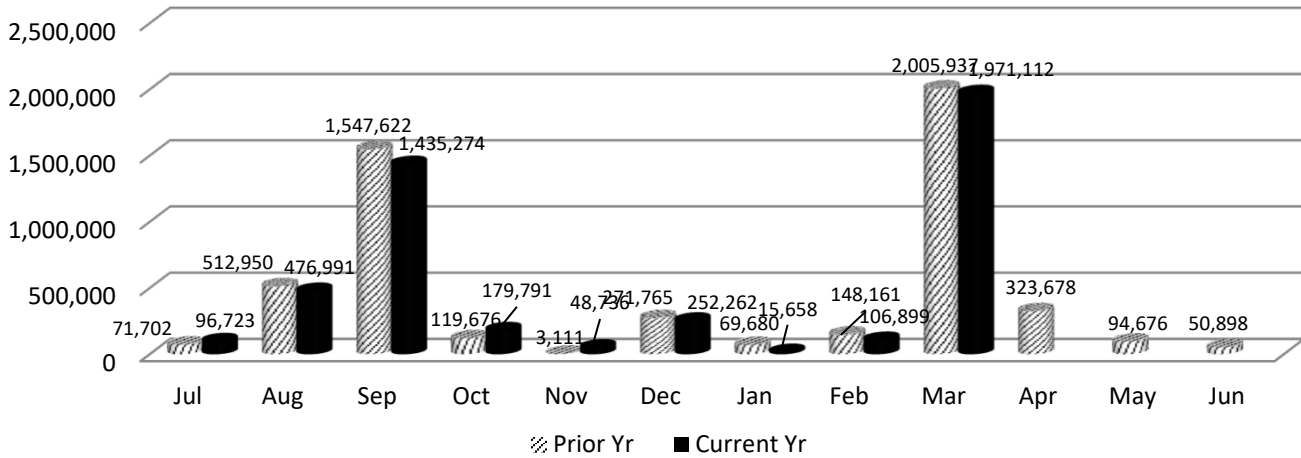
- \* added 11 new self-insurers.

- \* conducted 4 Self Insurance audits.

Year to Date, Self Insurance tax revenue is trending at 96% of prior year and 36 Self Insurance audits have been completed.



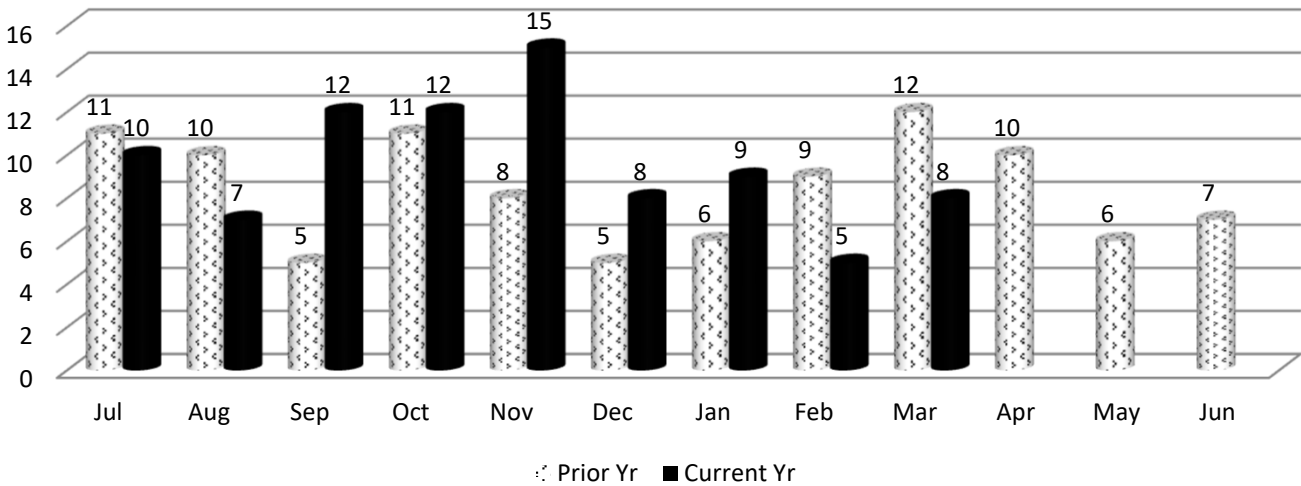
**Self Insurance Tax Collections v. Prior Year**



**IMS MEDICAL SERVICES DIVISION**

In March 2023, the Medical Services Division began the month with 5 bills pending review, received an additional 10 bills for review, conducted 7 bill reviews and ended the month with 8 bills pending.

**Medical Bills Pending Review v. Prior Year**



**TAB 6**

# *State of South Carolina*

1333 Main Street, 5<sup>th</sup> Floor  
P.O. Box 1715  
Columbia, S.C. 29202-1715



TEL: (803) 737-5700  
[www.wcc.sc.gov](http://www.wcc.sc.gov)

## *Workers' Compensation Commission* **MEMORANDUM**

**To: Gary Cannon, Executive Director**

**From: Sonji Spann, Claims Director**

**Date: April 17, 2023**

**Re: Claims Department April 2023 Full Commission Report**

Attached is the Statistical Report for the Claims Department for the period July 1, 2022 - March 31, 2023, for the Business Meeting on April 17, 2023. Please note the format using row numbers and column letters for ease of use when referencing data.

Claims activities are in Column (a) with the totals for the first-month period for FY22-23 in column (o). Column (q) reflects the percentage change when comparing the totals for same period in the current fiscal at the totals for the same period in last fiscal year. The total Claims Activities, for this period have increase 4% when compared to the same period from last fiscal year.

The number of Total Fines assessed are up 1% compared to the same period last fiscal year and the Total Fines paid 21% higher when compared to the same period last year

I will be happy to answer any questions you or the Commissioners have.

# Claims Department Statistical Report

## FY2022-2023

July 1, 2022 - June 30, 2023

Claims Activities	July	August	Sept	Oct	Nov	Dec	Jan	Feb	March	FY22-23 Total	FY21-22 Total	% Diff from prev year
(a)	(b)	(c)	(d)	(e)	(f)	(g)	(h)	(i)	(j)	(o)	(p)	(q)
Forms 15-I	1,041	1,220	1,075	1,160	1,000	982	1,065	1,131	1,190	9,864	9,507	4%
Forms 15-II/Forms 17	826	989	891	1,017	867	887	917	930	1,112	8,436	7,814	8%
Forms 16 for PP/Disf	207	222	180	250	163	186	208	180	240	1,836	1,986	-8%
Forms 18	5,023	5,227	4,868	4,287	5,543	4,698	5,029	4,897	5,389	44,961	39,739	13%
Forms 20	541	629	587	562	562	518	540	634	600	5,173	6,607	-22%
Form 50 Claims Only	311	269	284	295	255	194	241	272	289	2,410	2,752	-12%
Form 61	602	781	617	715	647	545	807	719	765	6,198	5,957	4%
Letters of Rep	195	152	197	189	198	689	175	201	256	2,252	1,933	17%
Clinchers	701	907	659	931	800	686	910	841	878	7,313	7,355	-1%
Third Party Settlements	27	30	18	36	19	15	21	11	18	195	162	20%
SSA Requests for Info	23	43	25	26	20	37	40	40	50	304	354	-14%
Cases Closed	2,056	2,389	1,821	2,122	1,983	1,961	2,034	2,006	2,379	18,751	19,515	-4%
Cases Reviewed	3,290	3,089	2,103	2,969	2,695	2,647	2,775	2,603	2,961	25,132	25,478	-1%
<b>Total</b>	<b>14,843</b>	<b>15,947</b>	<b>13,325</b>	<b>14,559</b>	<b>14,752</b>	<b>14,045</b>	<b>14,762</b>	<b>14,465</b>	<b>16,127</b>	<b>132,825</b>	<b>127,309</b>	<b>4%</b>
										-	-	
Total Fines Assessed	505	222	221	282	396	276	310	249	288	2,749	2,710	1%
Form 18 Fines	331	220	220	276	354	261	264	235	224	2,385	2,686	-11%
Total Amt Paid	\$63,200	\$59,450	\$56,800	\$45,750	\$47,000	\$33,800	\$63,450	\$45,800	\$49,600	464,850	385,500	21%

**TAB 7**



State of South Carolina

1333 Main Street  
P.O. Box 1715  
Columbia, S.C. 29202-1715



Tel: (803) 737-5700  
Fax: (803) 737-1234  
www.wcc.sc.gov

**Workers' Compensation Commission**

April 5, 2023

To: Gary Cannon  
Executive Director

From: Amy A. Bracy  
Judicial Director

**RE: Monthly Judicial Report for March 2023**

During the month of March, the Judicial Department processed nine hundred sixty-one (961) requests for hearings (claimant and defense pleadings). Comparing the numbers from the same period last year, claimant pleadings are up 7% and defense pleadings experienced an 8% decrease. The department received one hundred eighteen (118) Motions, a 1% decrease compared to the same period last year and two hundred (200) clincher conference requests, a 5% increase compared to the same time last year.

There were fifty-two (52) Single Commissioner Hearings conducted during the past month, twenty-nine (29) pre-hearing conferences held, and four (4) Full Commission hearings held. A total of six hundred four (604) Orders (Single Commissioner Orders, Consent Orders and Administrative Orders) were served at the single Commissioner level, sixty-nine (69) of those were Decision and Orders that resulted from hearings that went on the record and one hundred forty-nine (149) were Motion Orders that were a result of Motions ruled upon by Commissioners.

There were two hundred seventy-seven (277) Informal Conferences requested during March and two hundred six (206) were conducted.

There were thirty-three (33) regulatory mediations scheduled and sixty-nine (69) requested mediations. Totals are up 20% and 14% in the respective categories for the same period last year. The Judicial Department was notified of seventy (75) matters resolved in mediation, with the receipt of Forms 70. This category's total is up 1% compared to this period last year. This does not include mediations that take place outside of what is reported to the Commission.

In the month of March, Judicial received zero (0) Notices of Intent to Appeal to the Court of Appeals and zero (0) to the Circuit Court.

# **SCWCC Judicial Report**



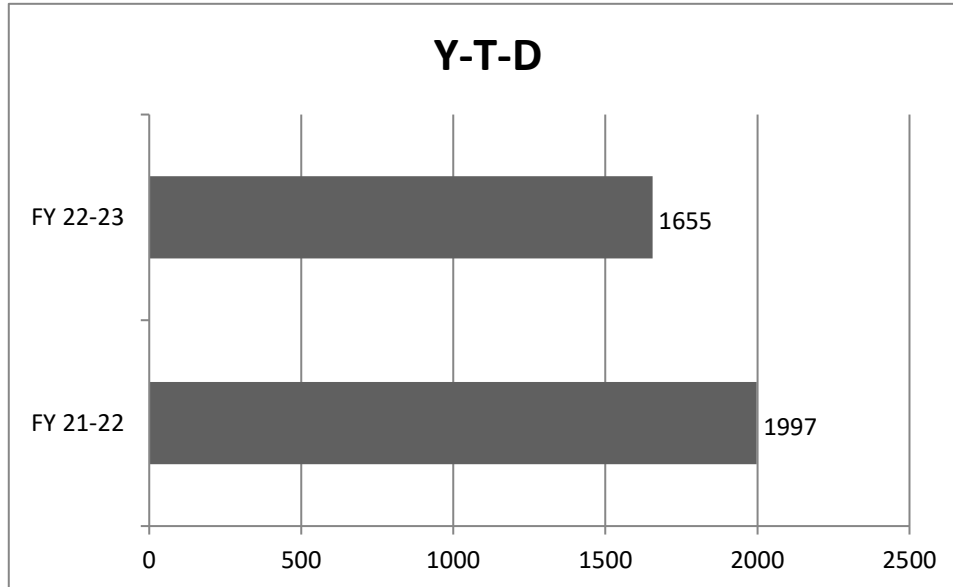
**April 2023**

**Judicial Department Statistical Report  
Statistics For Fiscal Year 2022-2023**

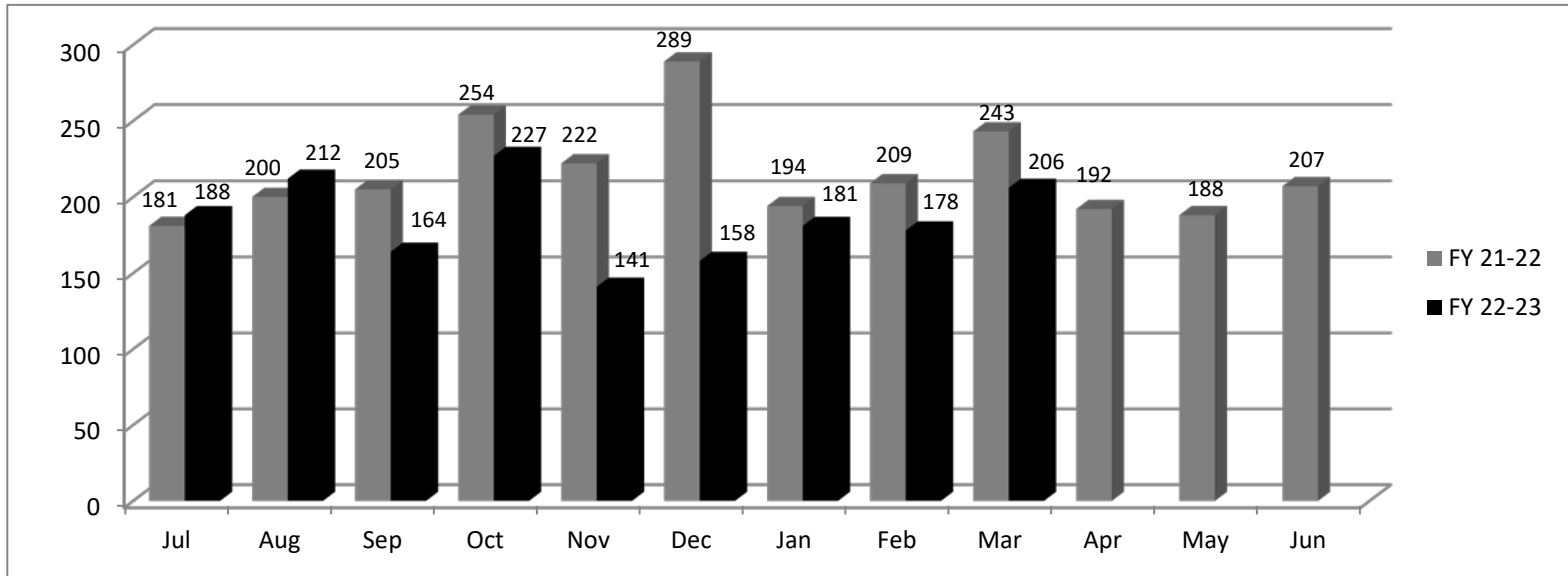
	July	Aug	Sept	Oct	Nov	Dec	Jan	Feb	March	Totals YTD 2022-2023	Totals YTD 2021-2022	% Diff from prev year	YTD Diff + (-)	FY22-23 Mth Avg	FY21-22 Mth Avg
Claimant Pleadings	612	586	510	590	546	475	507	504	651	4,981	4661	7%	320	553	518
Defense Response to Pleadings	474	495	439	397	536	373	439	335	539	4,027	3808	6%	219	447	423
Defense Pleadings	223	301	200	263	253	224	266	241	310	2,281	2472	-8%	(191)	253	275
Motions	104	130	112	111	98	96	115	105	118	989	1000	-1%	(11)	110	111
Form 30	11	7	9	5	8	6	7	12	11	76	120	-37%	(44)	8	13
FC Hearings Held	4	8	10	9	7	6	5	4	4	57	74	-23%	(17)	6	8
FC Orders Served	8	6	11	9	10	6	20	9	10	89	90	-1%	(1)	10	10
Single Comm. Hearings Held	31	52	57	67	40	46	48	55	52	448	483	-7%	(35)	50	54
Single Comm. Orders Served	160	182	183	216	167	191	217	200	237	1,753	1625	8%	128	195	181
Single Comm. Pre-Hearing Conf Held	20	31	6	19	11	11	8	20	29	155	130	19%	25	17	14
Consent Orders	261	230	318	281	287	266	353	352	355	2,703	2172	24%	531	300	241
Adminstrative Orders	2	23	15	8	13	9	18	12	12	112	99	13%	13	12	11
Clincher Conference Requested	122	149	144	125	130	140	143	124	200	1,277	1213	5%	64	142	135
Informal Conference Requested	222	267	242	234	212	211	285	198	277	2,148	2361	-9%	(213)	239	262
Informal Conference Conducted	188	212	164	227	141	158	181	178	206	1,655	1997	-17%	(342)	184	222
Regulatory Mediations	27	39	29	34	37	30	30	18	33	277	230	20%	47	31	26
Requested Mediations	47	67	55	53	46	41	72	64	69	514	452	14%	62	57	50
Ordered Mediations	1	0	0	0	0	2	1	0	0	4	2	100%	2	0	0
Mediation Resolved	39	60	33	49	61	57	55	22	75	451	445	1%	6	50	49
Mediation Impasse	8	12	8	11	16	19	15	14	17	120	140	-14%	(20)	13	16
Mediation Held; Issues Pending	0	0	2	0	0	0	1	0	1	4	10	0%	(6)	0	1
Claim Settled Prior to Mediation	6	9	10	12	7	11	13	6	15	89	99	-10%	(10)	10	11
Mediation Not Complete in 60 days	2	6	3	2	1	1	1	0	1	17	25	-32%	(8)	2	3

**Informal Conf. Conducted**

	FY 21-22	FY 22-23
Jul	181	188
Aug	200	212
Sep	205	164
Oct	254	227
Nov	222	141
Dec	289	158
Jan	194	181
Feb	209	178
Mar	243	206
Apr	192	
May	188	
Jun	207	
<b>Total</b>	<b>2584</b>	<b>1655</b>

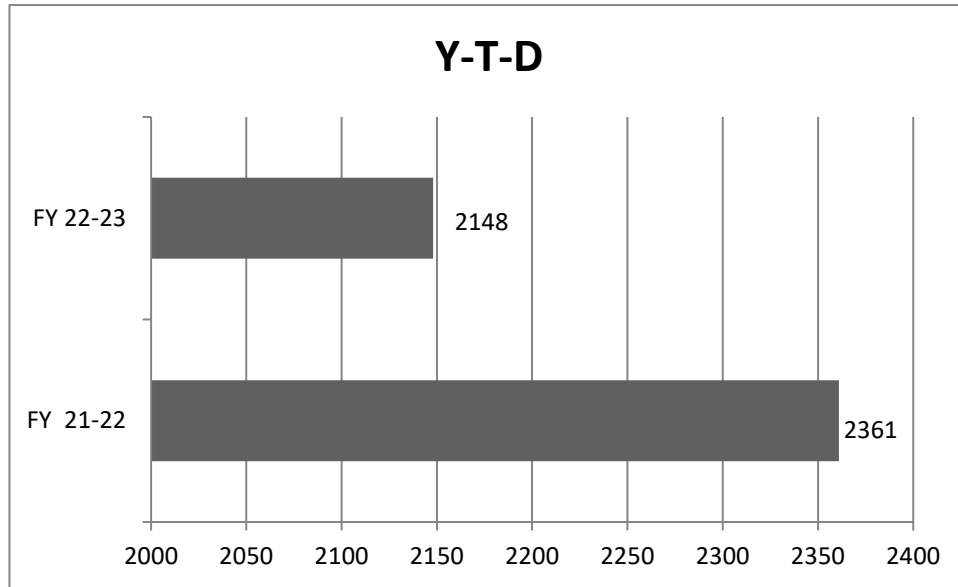


	FY 21-22	FY 22-23
<b>Y-T-D</b>	<b>1997</b>	<b>1655</b>

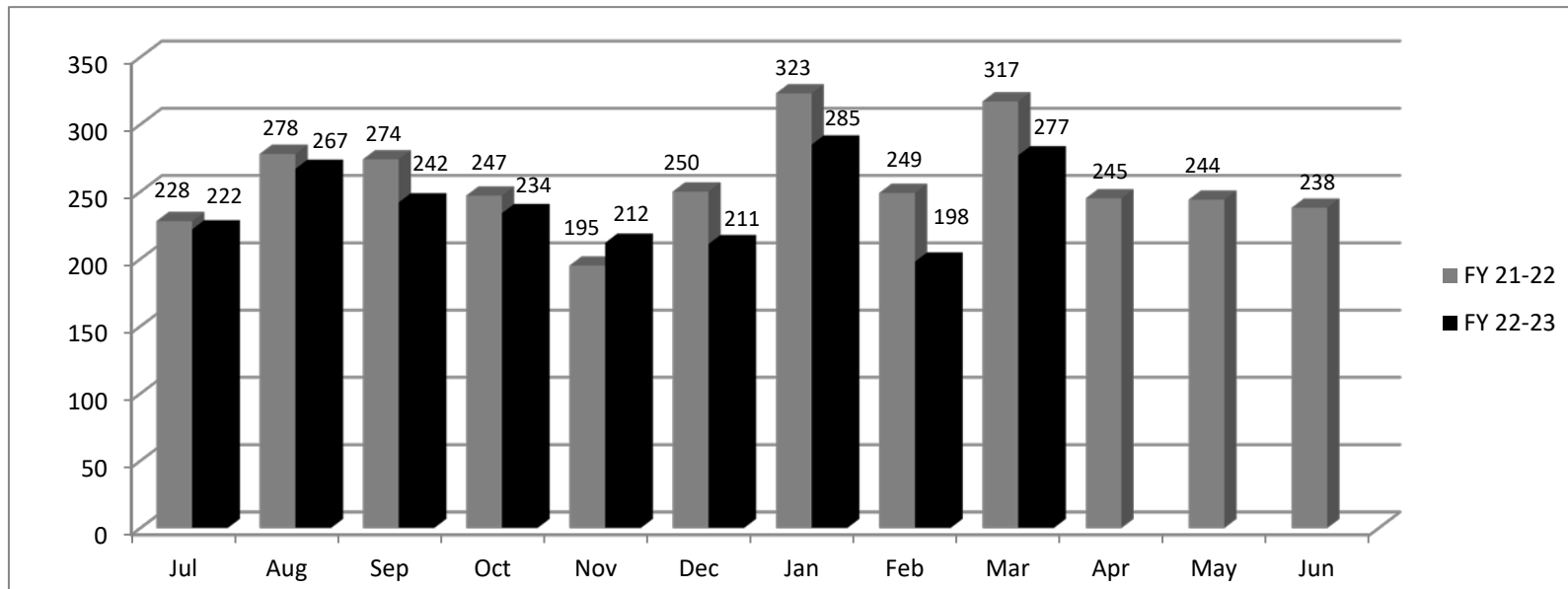


**Informal Conf. Requested**

	FY 21-22	FY 22-23
Jul	228	222
Aug	278	267
Sep	274	242
Oct	247	234
Nov	195	212
Dec	250	211
Jan	323	285
Feb	249	198
Mar	317	277
Apr	245	
May	244	
Jun	238	
<b>Total</b>	<b>3088</b>	<b>2148</b>



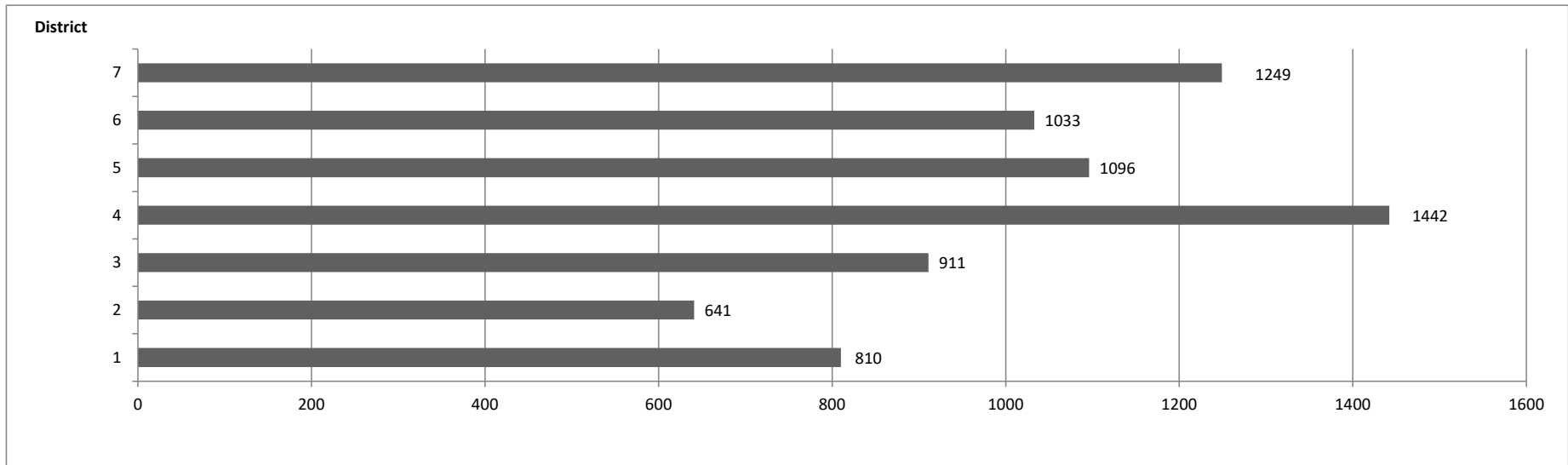
	FY 21-22	FY 22-23
<b>Y-T-D</b>	<b>2361</b>	<b>2148</b>



### Pleadings Assigned - Three Year Comparison by Month

	District 1			District 2			District 3			District 4			District 5			District 6			District 7		
	Greenville			Anderson			Orangeburg			Charleston			Florence			Spartanburg			Richland		
	22-23	21-22	20-21	22-23	21-22	20-21	22-23	21-22	20-21	22-23	21-22	20-21	22-23	21-22	20-21	22-23	21-22	20-21	22-23	21-22	20-21
Jul	105	112	120	81	87	81	112	72	85	150	166	151	111	109	126	135	122	112	142	156	154
Aug	105	93	88	70	67	73	86	101	105	172	174	142	118	112	125	124	101	95	155	134	133
Sep	93	109	87	68	77	70	98	96	107	144	158	162	121	143	128	104	112	113	135	143	169
Oct	78	89	93	59	73	81	97	103	125	140	152	175	114	110	115	96	95	104	126	130	159
Nov	90	96	92	77	66	88	106	95	100	180	144	176	135	112	96	137	84	104	164	116	134
Dec	91	104	90	74	80	68	108	100	115	166	156	168	136	123	132	113	108	96	117	131	141
Jan	74	85	79	74	54	56	90	84	96	172	167	172	126	129	110	97	91	88	130	118	124
Feb	78	93	84	69	75	88	90	87	86	144	170	133	102	105	101	88	108	93	122	145	118
Mar	96	108	125	69	87	93	124	84	118	174	186	201	133	149	132	139	130	106	158	166	164
Apr		106	94		75	63		82	100		181	138		120	112		127	106		164	134
May		82	90		69	69		81	85		149	134		130	110		103	98		136	126
Jun		122	95		74	74		100	98		161	164		152	117		111	103		147	134
<b>Totals</b>	<b>810</b>	<b>1199</b>	<b>1137</b>	<b>641</b>	<b>884</b>	<b>904</b>	<b>911</b>	<b>1085</b>	<b>1220</b>	<b>1442</b>	<b>1964</b>	<b>1916</b>	<b>1096</b>	<b>1494</b>	<b>1404</b>	<b>1033</b>	<b>1292</b>	<b>1218</b>	<b>1249</b>	<b>1686</b>	<b>1690</b>

### Pleadings Assigned by District Year to Date



**Judicial Department Statistcal Report  
Statistics For Fiscal Year 2021-2022**

	July	Aug	Sept	Oct	Nov	Dec	Jan	Feb	March	April	May	June	Totals YTD 2021-2022
<b>Claimant Pleadings</b>	484	560	496	512	502	469	486	574	578	548	523	572	<b>6,304</b>
<b>Defense Response to Pleadings</b>	409	406	466	376	407	441	376	410	517	463	432	485	<b>5,188</b>
<b>Defense Pleadings</b>	287	285	310	266	229	257	270	268	300	262	252	270	<b>3,256</b>
<b>Motions</b>	140	120	109	107	109	94	111	106	104	113	130	108	<b>1,351</b>
<b>Form 30</b>	14	21	6	9	15	9	13	18	15	11	13	18	<b>162</b>
<b>FC Hearings Held</b>	7	8	8	7	10	8	8	10	8	7	9	6	<b>96</b>
<b>FC Orders Served</b>	14	14	11	8	9	5	12	9	8	14	9	20	<b>133</b>
<b>Single Comm. Hearings Held</b>	40	61	52	67	55	45	53	61	49	74	53	52	<b>662</b>
<b>Single Comm. Orders Served</b>	215	189	204	154	141	180	189	167	186	203	188	226	<b>2,242</b>
<b>Single Comm. Pre-Hearing Conf Held</b>	14	11	26	13	14	12	11	18	11	9	20	13	<b>172</b>
<b>Consent Orders</b>	211	218	256	229	239	207	303	237	272	281	245	303	<b>3,001</b>
<b>Adminstrative Orders</b>	4	19	12	21	13	5	9	2	14	7	12	14	<b>132</b>
<b>Clincher Conference Requested</b>	109	149	154	145	136	140	112	137	131	138	144	140	<b>1,635</b>
<b>Informal Conference Requested</b>	228	278	274	247	195	250	323	249	317	245	244	238	<b>3,088</b>
<b>Informal Conference Conducted</b>	181	200	205	254	222	289	194	209	243	192	188	207	<b>2,584</b>
<b>Regulatory Mediations</b>	26	21	32	27	26	20	27	22	29	41	35	36	<b>342</b>
<b>Requested Mediations</b>	65	65	52	55	43	24	46	58	44	71	44	41	<b>608</b>
<b>Ordered Mediations</b>	0	0	0	0	0	0	0	1	1	0	0	1	<b>3</b>
<b>Mediation Resolved</b>	44	63	59	47	44	44	33	43	68	28	62	41	<b>576</b>
<b>Mediation Impasse</b>	22	19	11	14	8	14	12	19	21	7	15	20	<b>182</b>
<b>Mediation Held; Issues Pending</b>	0	2	2	0	5	0	0	0	1	0	0	2	<b>12</b>
<b>Claim Settled Prior to Mediation</b>	7	14	14	9	10	13	9	14	9	1	5	8	<b>113</b>
<b>Mediation Not Complete in 60 days</b>	4	1	2	1	3	2	2	10	0	1	0	1	<b>27</b>

**TAB 8**



# *State of South Carolina*

1333 Main Street, 5<sup>th</sup> Floor  
P.O. Box 1715  
Columbia, S.C. 29202-1715



TEL: (803) 737-5700  
[www.wcc.sc.gov](http://www.wcc.sc.gov)

## *Workers' Compensation Commission*

### *MEMORANDUM*

**TO:** COMMISSIONERS

**FROM:** Gary Cannon, Executive Director

**DATE:** April 17, 2023

**RE:** SC Vocational Rehabilitation Department (SCVRD)

At the March Business Meeting, Commissioner Taylor and Commissioner Wilkerson asked about the SCVRD referral numbers. Specifically, Donna Kazia's comments about SCVRD clients employed by the City of Anderson.

I reached out to the Jim Williams as SCVRD and Donna Kazia at the City of Anderson. The responses are attached.

**From:** [Williams, James](#)  
**To:** [Cannon, Gary](#)  
**Cc:** [Abner, Harriett](#); [Tabor, Matthew](#)  
**Subject:** Re: [External] FW: Voc Rehab Referrals  
**Date:** Wednesday, March 29, 2023 10:46:16 PM

---

Hi, Gary!

The data we report is focused on SC WCC referrals to us. Employment outcomes is the other end of the vocational rehabilitation process and have never been included in this report. We would need to look at culling employment outcome data from this referrals who decided to apply.

Back when the WCC considered KERMIT system development, we discussed where we would like to go with referral reporting. Perhaps time to revisit the referral process again.

Let's talk.

Thank you,

Jim

---

**From:** Cannon, Gary <gcannon@wcc.sc.gov>  
**Sent:** Wednesday, March 29, 2023 10:23:56 AM  
**To:** Williams, James  
**Subject:** [External] FW: Voc Rehab

[External Email] \*\*\*This email originated outside of SCVRD, please use caution with any links or attachments. \*\*\*

Morning Jim,

At the last Business Meeting, Commissioner Wilkerson and Commissioner Taylor made the following comments after I presented Voc Rehab report.

Can you respond?

Gary M Cannon  
Executive Director  
SC Workers' Compensation Commission  
803-737-5726 office  
803-240-7847 cell

---

**From:** Keitt, Arnisha <AKeitt@wcc.sc.gov>  
**Sent:** Tuesday, March 28, 2023 4:33 PM  
**To:** Cannon, Gary <gcannon@wcc.sc.gov>  
**Subject:** Voc Rehab

Commissioner Wilkerson stated that the report they received at the Medical Conference wasn't the

same one that we provide at the Full Commission Meeting. He stated that 2 Employers said they hired 2 Employees from Voc Rehab but we don't see that data. Commissioner Taylor also questioned where Voc Rehab receives their contact information from.

Best Regards,

Arnisha D. Keitt  
Executive Assistant  
Office of the Executive Director  
SC Workers' Compensation Commission  
803-737-5744 (Direct Line)  
803-737-2695 (Fax)  
[akeitt@wcc.sc.gov](mailto:akeitt@wcc.sc.gov)

---

#### CONFIDENTIAL & PRIVILEGED

The preceding email message, including any attachments, may be confidential and/or protected by the attorney-client or other applicable privileges. It is intended for the sole use of the individual or entity named above. If the reader of this transmission is not the intended recipient, please notify the sender immediately and destroy any copies, electronic, paper or otherwise, that you may have of this communication. Any unauthorized review, use, disclosure or distribution is strictly prohibited and may be unlawful.

---

This communication, including any attachments, is for the sole use of the intended recipient(s) and may contain confidential information, legally privileged information, and/or information that is protected from disclosure by federal and/or state law. If you are not the intended recipient(s), please contact the sender, or call the VR Privacy Line at 803-896-8234 (Midlands area) or 866-397-2752 (toll free), and destroy all copies of the original message beyond the ability to recover. **ANY UNAUTHORIZED REVIEW, USE, DISCLOSURE, OR DISTRIBUTION IS PROHIBITED. #VR2023**

**From:** [Donna Kazia](#)  
**To:** [Cannon, Gary](#)  
**Subject:** [External] RE: Follow up  
**Date:** Thursday, March 30, 2023 11:13:20 AM

---

Gary, All the Voc Rehab candidates were Voc clients with some type of disability. If they were worker comp from a previous injury with another employer that was never said to me. Voc Rehab has always been my first go to for public works and rec positions. Though we have 2 slots filled in clerical positions. COVID reduced a lot of their clients and now the economy has taken a good many of their clients for private companies, which is good but leaves the rest of us with reduced options.

I sit on the Anderson County Voc Rehab board and just found out they can accept substance abuse employees with a 6 week stay up in Florence. We recently had 2 full time employees who came from a local substance abuse program that had been working for us for months and went back to using. Both supervisors identified the behavior immediately, I treated it as ADA and they were referred to our EAP program and would be randomly tested by our nurse for a 6 months basis. Neither one made it to the next day. Both were excellent employees and we were willing to work with them. The substance abuse cases are very hard to work with.

Let me know if you have any other questions. IT was good to see you too. donna

---

**From:** Cannon, Gary <gcannon@wcc.sc.gov>  
**Sent:** Thursday, March 30, 2023 10:38 AM  
**To:** Donna Kazia <DKazia@CITYOFANDERSONSC.com>  
**Subject:** Follow up

[EXTERNAL SENDER. Only open links and attachments from known senders. USE CAUTION!!]

Hey Donna,

This is a follow up to the voice message I left earlier. Great to see you in Greenville at the medical conference. You did a great job on the panel.

My Commissioners asked me to follow up with you. During the presentation you said you hired referrals from Department of Vocation and Rehabilitation. Were the referrals workers' compensation claimants? I am asking because we have a relationship with Voc Rehab, accesses our records to seek out referrals for their services. They provide report to us monthly. We are trying to reconcile the numbers they report and wanted to know if your Voc Rehab referrals were work comp.

Thanks so much.

Gary M Cannon  
Executive Director  
SC Workers' Compensation Commission  
803-737-5726 office  
803-240-7847 cell

---

## CONFIDENTIAL & PRIVILEGED

The preceding email message, including any attachments, may be confidential and/or protected by the attorney-client or other applicable privileges. It is intended for the sole use of the individual or entity named above. If the reader of this transmission is not the intended recipient, please notify the sender immediately and destroy any copies, electronic, paper or otherwise, that you may have of this communication. Any unauthorized review, use, disclosure or distribution is strictly prohibited and may be unlawful.

This E-mail contains privileged and confidential information intended only for the use of the individual to whom or entities to which it is addressed. If the reader of this message is not the intended recipient or if this message has been forwarded to you without the original sender's consent, you are hereby notified that any dissemination, distribution or copying of this E-mail is strictly prohibited.

This E-mail contains privileged and confidential information intended only for the use of the individual to whom or entities to which it is addressed. If the reader of this message is not the intended recipient or if this message has been forwarded to you without the original sender's consent, you are hereby notified that any dissemination, distribution or copying of this E-mail is strictly prohibited.

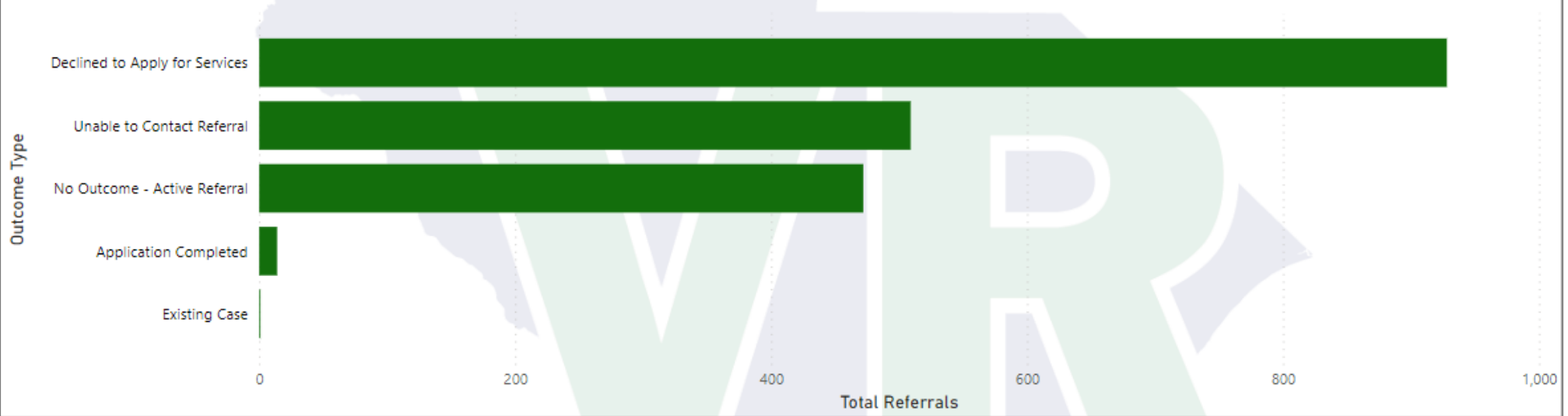


Referral Date  
 7/1/2022    3/31/2023

Area Office  
 All

Referring Organization  
 SC Workers Compensation

### Total Referrals by Outcome Type



### Referral Summary

Outcome Type	Total Referrals
Application Completed	14
Declined to Apply for Services	928
Existing Case	1
No Outcome - Active Referral	472
Unable to Contact Referral	509
<b>Total</b>	<b>1924</b>

# TAB 9

# *State of South Carolina*



## *Workers' Compensation Commission*

### **Executive Director's Report April 17, 2023**

#### **Meetings/Activities**

During the month of March the Executive Director participated in the following meetings and work related activities: Two meetings related to the House Legislative Oversight Committee; one meeting with a representative of GAP, the tobacco growers association; the House subcommittee reviewing the Commission's proposed changes to the regulations; interviewed two candidates for employment; meet with the committee on the Employee of the Year; met with the AD Hoc Committee on TTD payments; Commission called meeting to review the proposed changes to the Medical Fee Schedule; two meetings of the Litigation Team; and a meeting with the director of the SC Home Builders Association

#### **Constituent /Public Information Services**

For the month of March, the Executive Director's and the General Counsel's offices had 266 contacts with stakeholders.

#### **Financial Transactions Activity**

During the month of March, the Director's office processed and approved 8 Purchase orders, 12 travel expense reports, 176 invoices and 50 deposits for DOA to process in the SCIES system.

#### **SCWCC Stakeholder Electronic Distribution List**

Began using a different system for sending Advisory Notices to Stakeholders, which allows us to send 8,500 emails we have in our system.

#### **Advisory Notices**

During the month of March, the office posted six (6) notices on the Commission's website and emailed it to the distribution list.



**TAB 10**

# *State of South Carolina*

1333 Main Street, 5<sup>th</sup> Floor  
P.O. Box 1715  
Columbia, S.C. 29202-1715



TEL: (803) 737-5700  
[www.wcc.sc.gov](http://www.wcc.sc.gov)

## *Workers' Compensation Commission*

### *MEMORANDUM*

**TO: COMMISSIONERS**

**FROM: Gary Cannon, Executive Director**

**DATE: April 17, 2023**

**RE: FINANCIAL REPORT – FY Period ending March 31, 2023**

Attached is the Budget vs. Actual Report for the General Fund and Earmarked Fund for the fiscal year period ending March 31, 2023. The benchmark for this period is 75%.

#### Expenditures

The expenditures for the General Fund are on pages 1-2 of the attached report "Budget vs. Actual Report FY2023. The year-to-day expenditures in the General Fund (10010000) for this period is \$2,37,397 or 74% of the budget. Page 3 and 4 reflects the balances of funds appropriated by the General Assembly for the IT System Modernization Project.

The Earmarked Fund (38440000) financials begin on page 5 with the total expenditures found on page 12. The total expenditures for this period are \$3,261,670 which is 58% of budget.

#### Revenues

The Commission received \$2,022,789 in Earmarked Fund operating revenues for this period, which is 64% of the amount budgeted for the year.

#### Self-Insurance Tax Funds

Deposits of Self-Insurance Tax Funds total \$3,713,054.

**South Carolina Workers' Compensation Commission**  
**Budget vs. Actual Report**  
**FY 2023 As of 3/31/2023**  
**75% of year elapsed**

**Fund 10010000 - GENERAL FUND - Operating Items**

**Administration**

Commitment Item	Commitment Item Description	Current Budget	YTD Expenditures	% Used	Commitments	Remaining Balance
501015	DIRECTOR	146,418	115,913	79%		30,505
501058	CLASSIFIED POS		11,375			-11,375
501070	OTH PERS SVC	1,500	7,320	488%		-5,820
512001	OTHER OPERATING	216,035				
5050010000	IN ST-MEALS-NON-REP		230			
5050020000	IN ST-LODGING		1,421			
5050041000	HR-IN ST-AUTO MILES		729			
5050060000	IN ST-MISC TR EXP		196			
Total OTHER OPERATING:		216,035	2,576	1%	0	213,459
<b>Total Administration:</b>		<b>363,953</b>	<b>137,184</b>	<b>38%</b>	<b>0</b>	<b>226,769</b>

**Claims**

Commitment Item	Commitment Item Description	Current Budget	YTD Expenditures	% Used	Commitments	Remaining Balance
501058	CLASSIFIED POS	85,056	67,336	79%		17,720
501070	OTH PERS SVC	1,500	1,500	100%		0
<b>Total Claims:</b>		<b>86,556</b>	<b>68,836</b>	<b>80%</b>	<b>0</b>	<b>17,720</b>

**Commissioners**

Commitment Item	Commitment Item Description	Current Budget	YTD Expenditures	% Used	Commitments	Remaining Balance
501026	CHAIRMAN	177,426	140,461	79%		36,965
501033	COMMISSIONER	1,033,541	848,683	82%	0	184,858
501050	TAXABLE SUBS	56,950	52,340	92%		4,610
501058	CLASSIFIED POS	373,421	288,755	77%		84,666
501070	OTH PERS SVC	18,000	20,707	115%		-2,707
<b>Total Commissioners:</b>		<b>1,659,338</b>	<b>1,350,946</b>	<b>81%</b>	<b>0</b>	<b>308,392</b>

**South Carolina Workers' Compensation Commission**  
**Budget vs. Actual Report**  
**FY 2023 As of 3/31/2023**  
**75% of year elapsed**

**Fund 10010000 - GENERAL FUND - Operating Items**

**Insurance & Medical**

Commitment Item	Commitment Item Description	Current Budget	YTD Expenditures	% Used	Commitments	Remaining Balance
501058	CLASSIFIED POS	32,306	9,647	30%		22,659
<b>Total Insurance &amp; Medical:</b>		<b>32,306</b>	<b>9,647</b>	<b>30%</b>		<b>22,659</b>

**Judicial**

Commitment Item	Commitment Item Description	Current Budget	YTD Expenditures	% Used	Commitments	Remaining Balance
512001	OTHER OPERATING	31,158				
Total OTHER OPERATING:		31,158				31,158
<b>Total Judicial:</b>		<b>31,158</b>				<b>31,158</b>

**Employer Contributions**

Commitment Item	Commitment Item Description	Current Budget	YTD Expenditures	% Used	Commitments	Remaining Balance
513000	EMPLOYER CONTRIB	703,431	570,784	81%		132,647
<b>Total Employer Contributions:</b>		<b>703,431</b>	<b>570,784</b>	<b>81%</b>		<b>132,647</b>

<b>Total GENERAL FUND - Operating Items:</b>		<b>2,876,742</b>	<b>2,137,397</b>	<b>74%</b>	<b>0</b>	<b>739,345</b>
--	--	------------------	------------------	------------	----------	----------------

**South Carolina Workers' Compensation Commission**  
**Budget vs. Actual Report**  
**FY 2023 As of 3/31/2023**  
**75% of year elapsed**

**Fund 10010000 - GENERAL FUND - Special Items**

**IT System Project**

Commitment Item	Commitment Item Description	Current Budget	YTD Expenditures	% Used	Commitments	Remaining Balance
561000	Special Item	1,695,084				1,695,084
<b>Total IT System Project:</b>		<b>1,695,084</b>				<b>1,695,084</b>

<b>Total GENERAL FUND - Special Items:</b>		<b>1,695,084</b>				<b>1,695,084</b>
--	--	------------------	--	--	--	------------------

**South Carolina Workers' Compensation Commission**  
**Budget vs. Actual Report**  
**FY 2023 As of 3/31/2023**  
**75% of year elapsed**

**Fund 10050023 - GF-NONRECUR APROP-23 - Special Items**

**IT System Project**

Commitment Item	Commitment Item Description	Current Budget	YTD Expenditures	% Used	Commitments	Remaining Balance
561000	Special Item	5,000,000				5,000,000
<b>Total IT System Project:</b>		<b>5,000,000</b>				<b>5,000,000</b>
<b>Total GF-NONRECUR APROP-23 - Special</b>		<b>5,000,000</b>				<b>5,000,000</b>

**South Carolina Workers' Compensation Commission**  
**Budget vs. Actual Report**  
**FY 2023 As of 3/31/2023**  
**75% of year elapsed**

**Fund 38410000 - SALE OF PUBLIC**

**Commissioners**

Commitment Item	Commitment Item Description	Current Budget	YTD Expenditures	% Used	Commitments	Remaining Balance
<b>Total Commissioners:</b>					<b>0</b>	<b>0</b>
<b>Total SALE OF PUBLIC:</b>					<b>0</b>	<b>0</b>

**South Carolina Workers' Compensation Commission**  
**Budget vs. Actual Report**  
**FY 2023 As of 3/31/2023**  
**75% of year elapsed**

**Fund 38440000 - EARMARKED FUND**

**Administration**

Commitment Item	Commitment Item Description	Current Budget	YTD Expenditures	% Used	Commitments	Remaining Balance
501058	CLASSIFIED POS	791,985	170,082	21%		621,903
501070	OTH PERS SVC	41,000	6,000	15%		35,000
512001	OTHER OPERATING	2,281,948				
5020030000	PRINT / BIND / ADV		3,141			
5020077100	SERVICES- APP SUP		65,850			
5020077160	SERVICES- MGT ADMN		48			
5020077240	DP SERVICES – STATE		200,548			
5020080000	FREIGHT EXPRESS DELV		138			
5020120000	CELLULAR PHONE SVCS		24			
5021010000	LEGAL SERVICES		63			
5021010003	LEGAL SRV-TRANSCRIPT		548			
5021010004	LEGAL SRV-WITNESS FE		22,344			
5021020000	ATTORNEY FEES		20,832			
5021450000	MOTOR VEHICLE SVCS		39			
5021479202	CARPET MAINTENANCE		2,000			
5021490000	AUDIT ACCT FINANCE		118			
5021540000	NON-IT OTHER PRO SRV		45			
5021540001	PROF SRV-LANG INTER		91		143	
5021570000	CONTRACTUAL SERVICES		14			
5024990000	OTH CNT-NON-IT & REA		3,000			
5030010000	OFFICE SUPPLIES		7,081			
5030010004	SUBSCRIPTIONS		16,700		2,733	
5030030000	PRINTED ITEMS		909			
5030067101	PRGM LIC - APP SUPP		79,412		61,999	
5030067110	EQUIP&SUPP- DATA NET		428			
5030067141	PLM- ITSD		9,590			
5030067170	EQUIP&SUPP- PRINT EU		5,355			
5030067201	PLM- SERVERS				21,002	
5030070000	POSTAGE		215			
5031010001	FURNISHINGS		1,812			
5031479203	JANITORIAL SUPPLIES		703			
5031510006	MV TAGS TITLES REGS		33			



**South Carolina Workers' Compensation Commission**  
**Budget vs. Actual Report**  
**FY 2023 As of 3/31/2023**  
**75% of year elapsed**

**Fund 38440000 - EARMARKED FUND**

5032410000	MED/SCIENT/LAB SUPP		125			
5032820000	INSTRUCTIONAL MAT		582			
5033030000	PROMOTIONAL SUPPLIES		24			
5033090000	EMPLOYEE RECOG AWARD		608			
5033140002	CREDENTIAL SUPPLIES		40			
5033990000	OTHER SUPPLIES		194			
5040060000	ST RENT-NON ST BLDG				6,087	
5040070000	RENT-ST OWN RL PROP		120			
5040490003	RENT PO BOX		1,646			
5040490009	RENT PARKING		12,305		8,520	
5041010000	DUES & MEMBER FEES		6,034			
5041020000	FEES AND FINES		130			
5041020001	FF - BACKGRD CK		52			
5041840000	LEASE BLDG PRINCIPAL		338,010		39,520	
5041850000	LEASE BLDG INTEREST		8,379		1,551	
5050010000	IN ST-MEALS-NON-REP		693			
5050020000	IN ST-LODGING		3,400			
5050031000	HR-IN ST-AIR TRANS		957			
5050041000	HR-IN ST-AUTO MILES		2,055			
5050050000	IN ST-OTHER TRANS		345			
5050060000	IN ST-MISC TR EXP		418			
5050510000	OUT ST-MEALS-NON-REP		220			
5050570000	TRNG-OUT-ST REG FEE		4,755			
5051520000	REPORTABLE MEALS		37			
5051540000	LEASED CAR-ST OWNED		29,807			
5140010000	INDM CLAIMS & AWARDS		106,910			
<b>Total OTHER OPERATING:</b>		<b>2,281,948</b>	<b>958,927</b>	<b>42%</b>	<b>141,556</b>	<b>1,181,465</b>
<b>Total Administration:</b>		<b>3,114,933</b>	<b>1,135,010</b>	<b>36%</b>	<b>141,556</b>	<b>1,838,368</b>

**South Carolina Workers' Compensation Commission**  
**Budget vs. Actual Report**  
**FY 2023 As of 3/31/2023**  
**75% of year elapsed**

**Fund 38440000 - EARMARKED FUND**

**Inform. services**

Commitment Item	Commitment Item Description	Current Budget	YTD Expenditures	% Used	Commitments	Remaining Balance
501058	CLASSIFIED POS		276,683			-276,683
501070	OTH PERS SVC		4,500			-4,500
5020050000	PHOTO & VISUAL SVCS		12,695		1,200	
5020077100	SERVICES- APP SUP		825		72,117	
5020077200	SERVICES- SERVERS		125			
5020077220	SERVICES- VOICENET		9,652		16,946	
5021469316	SECURITY ALARM SRVC		2,713			
5030050000	PHOTO & VISUAL SUPP		23,031		1,939	
5030067130	EQUIP&SUPP- EUC		16,345			
5030067170	EQUIP&SUPP- PRINT EU				3,660	
5040057000	CONTINGNT RENT - IT		2,200			
5050020000	IN ST-LODGING		504			
5050041000	HR-IN ST-AUTO MILES		414			
Total OTHER OPERATING:			68,504		95,861	-164,365
<b>Total Inform. services:</b>			<b>349,687</b>		<b>95,861</b>	<b>-445,548</b>

**Litigation - it proj**

Commitment Item	Commitment Item Description	Current Budget	YTD Expenditures	% Used	Commitments	Remaining Balance
512001	OTHER OPERATING	35,000				
Total OTHER OPERATING:		35,000				35,000
<b>Total Litigation - it proj:</b>		<b>35,000</b>				<b>35,000</b>

**South Carolina Workers' Compensation Commission**  
**Budget vs. Actual Report**  
**FY 2023 As of 3/31/2023**  
**75% of year elapsed**

**Fund 38440000 - EARMARKED FUND**

**Claims**

<b>Commitment Item</b>	<b>Commitment Item Description</b>	<b>Current Budget</b>	<b>YTD Expenditures</b>	<b>% Used</b>	<b>Commitments</b>	<b>Remaining Balance</b>
501058	CLASSIFIED POS	280,850	160,111	57%		120,739
501070	OTH PERS SVC		14,935			-14,935
512001	OTHER OPERATING	19,700				
5050020000	IN ST-LODGING		504			
5050041000	HR-IN ST-AUTO MILES		196			
<b>Total OTHER OPERATING:</b>		<b>19,700</b>	<b>701</b>	<b>4%</b>	<b>0</b>	<b>18,999</b>
<b>Total Claims:</b>		<b>300,550</b>	<b>175,747</b>	<b>58%</b>	<b>0</b>	<b>124,803</b>

**South Carolina Workers' Compensation Commission**  
**Budget vs. Actual Report**  
**FY 2023 As of 3/31/2023**  
**75% of year elapsed**

**Fund 38440000 - EARMARKED FUND**

**Commissioners**

Commitment Item	Commitment Item Description	Current Budget	YTD Expenditures	% Used	Commitments	Remaining Balance
501050	TAXABLE SUBS	70,000				70,000
512001	OTHER OPERATING	230,700				
5020120000	CELLULAR PHONE SVCS		20,114			
5021010003	LEGAL SRV-TRANSCRIPT		3,224			
5021010005	LEGAL SRV-REPORTER		95,916			
5021410000	EDUC & TRNG-STATE		75			
5030067130	EQUIP&SUPP- EUC		4,774			
5050010000	IN ST-MEALS-NON-REP		1,615			
5050020000	IN ST-LODGING		8,013		-	
5050031000	HR-IN ST-AIR TRANS		1,130			
5050041000	HR-IN ST-AUTO MILES		21,678			
5050050000	IN ST-OTHER TRANS		140			
5050060000	IN ST-MISC TR EXP		663			
5050080000	IN ST-SUBSIST ALLOW		4,381			
5050510000	OUT ST-MEALS-NON-REP		400			
5050520000	OUT ST-LODGING		1,607			
5050531000	HR-OUT ST-AIR TRANS		1,524			
5050541000	HR-OUT ST-AUTO MILES		53			
5050560000	OUT ST-MISC TR EXPEN		480			
<b>Total OTHER OPERATING:</b>		<b>230,700</b>	<b>165,786</b>	<b>72%</b>	<b>0</b>	<b>64,914</b>
<b>Total Commissioners:</b>		<b>300,700</b>	<b>165,786</b>	<b>55%</b>	<b>0</b>	<b>134,914</b>

**South Carolina Workers' Compensation Commission**  
**Budget vs. Actual Report**  
**FY 2023 As of 3/31/2023**  
**75% of year elapsed**

**Fund 38440000 - EARMARKED FUND**

**Insurance & Medical**

Commitment Item	Commitment Item Description	Current Budget	YTD Expenditures	% Used	Commitments	Remaining Balance
501058	CLASSIFIED POS	459,463	329,949	72%		129,514
501070	OTH PERS SVC	22,881	11,935	52%		10,946
512001	OTHER OPERATING	54,500				
5020080000	FREIGHT EXPRESS DELV		137			
5021540000	NON-IT OTHER PRO SRV		2,295			
5024990000	OTH CNT-NON-IT & REA		650			
5030010000	OFFICE SUPPLIES		1,170			
5030010004	SUBSCRIPTIONS		15,000			
5050010000	IN ST-MEALS-NON-REP		706			
5050020000	IN ST-LODGING		3,723		504	
5050031000	HR-IN ST-AIR TRANS		1,533			
5050041000	HR-IN ST-AUTO MILES		757		198	
5050050000	IN ST-OTHER TRANS		618			
5050060000	IN ST-MISC TR EXP		400			
5050510000	OUT ST-MEALS-NON-REP		130			
5050520000	OUT ST-LODGING		1,743			
5050531000	HR-OUT ST-AIR TRANS		930			
5050541000	HR-OUT ST-AUTO MILES		100			
5050550000	OUT ST-OTHER TRANS		808			
5050560000	OUT ST-MISC TR EXPEN		280			
5050570000	TRNG-OUT-ST REG FEE		45			
5140010000	INDM CLAIMS & AWARDS		5,651			
<b>Total OTHER OPERATING:</b>		<b>54,500</b>	<b>36,675</b>	<b>67%</b>	<b>702</b>	<b>17,123</b>
<b>Total Insurance &amp; Medical:</b>		<b>536,844</b>	<b>378,559</b>	<b>71%</b>	<b>702</b>	<b>157,583</b>

**South Carolina Workers' Compensation Commission**  
**Budget vs. Actual Report**  
**FY 2023 As of 3/31/2023**  
**75% of year elapsed**

**Fund 38440000 - EARMARKED FUND**

**Judicial**

Commitment Item	Commitment Item Description	Current Budget	YTD Expenditures	% Used	Commitments	Remaining Balance
501058	CLASSIFIED POS	500,000	386,070	77%		113,930
501070	OTH PERS SVC	75,000	45,276	60%		29,724
512001	OTHER OPERATING	25,000				
5020010000	OFFICE EQUIP SERVICE		1,719			
5021020000	ATTORNEY FEES		-36			
5030070000	POSTAGE		20,000			
5040490008	RENT POSTAGE EQUIP		575			
5050010000	IN ST-MEALS-NON-REP		81			
5050020000	IN ST-LODGING		504			
5050041000	HR-IN ST-AUTO MILES		258			
5050570000	TRNG-OUT-ST REG FEE		56			
Total OTHER OPERATING:		25,000	23,157	93%	0	1,843
<b>Total Judicial:</b>		<b>600,000</b>	<b>454,504</b>	<b>76%</b>	<b>0</b>	<b>145,496</b>

**Employer Contributions**

Commitment Item	Commitment Item Description	Current Budget	YTD Expenditures	% Used	Commitments	Remaining Balance
513000	EMPLOYER CONTRIB	719,818	602,378	84%	0	117,440
<b>Total Employer Contributions:</b>		<b>719,818</b>	<b>602,378</b>	<b>84%</b>	<b>0</b>	<b>117,440</b>
<b>Total EARMARKED FUND:</b>		<b>5,607,845</b>	<b>3,261,670</b>	<b>58%</b>	<b>238,118</b>	<b>2,108,057</b>

**South Carolina Workers' Compensation Commission  
Commitments  
FY 2023 As of 3/31/2023**

**Fund 38440000 - EARMARKED FUND**

**Administration**

Commitment Item	Commitment Item Description	Vendor	Commitment
5021540001	PROF SRV-LANG INTER	GLOBAL INTERPRETING NETWORK INC	143
5030010004	SUBSCRIPTIONS	WEST PUBLISHING CORPORATION	2,733
5030067101	PRGM LIC - APP SUPP	INSURANCE SERVICES OFFICE INC	35,640
5030067101	PRGM LIC - APP SUPP	PROGRESS SOFTWARE CORP	12,775
5030067101	PRGM LIC - APP SUPP	WEST PUBLISHING CORPORATION	13,585
5030067201	PLM- SERVERS	PROGRESS SOFTWARE CORP	21,002
5040060000	ST RENT-NON ST BLDG	GALIUM 1333 MAIN LLC	6,087
5040490009	RENT PARKING	REPUBLIC PARKING SYSTEM INC	8,520
5041840000	LEASE BLDG PRINCIPAL	GALIUM 1333 MAIN LLC	39,520
5041850000	LEASE BLDG INTEREST	GALIUM 1333 MAIN LLC	1,551
<b>Total Administration:</b>			<b>141,556</b>

**Inform. services**

Commitment Item	Commitment Item Description	Vendor	Commitment
5020050000	PHOTO & VISUAL SVCS	SUMMIT SOLUTIONZ INC	1,200
5020077100	SERVICES- APP SUP	INSURANCE SERVICES OFFICE INC	62,640
5020077100	SERVICES- APP SUP	PROGRESS SOFTWARE CORP	9,477
5020077220	SERVICES- VOICENET	NWN CORPORATION	16,946
5030050000	PHOTO & VISUAL SUPP	SUMMIT SOLUTIONZ INC	1,939
5030067170	EQUIP&SUPP- PRINT EU	US INK AND TONER INC	3,660
<b>Total Inform. services:</b>			<b>95,861</b>

<b>Total EARMARKED FUND:</b>	<b>237,417</b>
------------------------------	----------------

Any items with vendor "Not assigned" are pending financial adjustments. Any commitment on the Budget vs. Actual Report that is missing from this list is a travel commitment.