

A G E N D A

SOUTH CAROLINA WORKERS' COMPENSATION COMMISSION

1333 Main Street, 5th Floor
Columbia, South Carolina 29201

October 22, 2018 – 10:30 a.m.

Commission Hearing Room A

This meeting agenda was posted prior to the meeting and proper advance notice was made to all concerned parties in compliance with requirements in the Freedom of Information Act.

- | | |
|---|---|
| 1. CALL TO ORDER | <i>CHAIRMAN BECK</i> |
| 2. APPROVAL OF AGENDA OF BUSINESS MEETING OF AUGUST 27, 2018 | <i>CHAIRMAN BECK</i> |
| 3. APPROVAL OF MINUTES OF THE BUSINESS MEETING OF OCTOBER 22, 2018 | <i>CHAIRMAN BECK
(Tab 1)</i> |
| 4. GENERAL ANNOUNCEMENTS | <i>MR. CANNON</i> |
| 5. APPLICATIONS FOR APPROVAL TO SELF-INSURE (Tab 2) | <i>MR. BERTHELETTE</i> |
| 6. DEPARTMENT DIRECTORS' REPORTS
Human Resources (Tab 3)
Information Services (Tab 4)
Insurance and Medical Services (Tab 5)
Claims (Tab 6)
Judicial (Tab 7) | <i>MS. STUART
MS. SPRANG
MR. DUCOTE
MS. SPANN
MS. BRACY</i> |
| 7. Vocational Rehabilitation (Tab 8) | <i>MS. DRAWDY</i> |
| 8. EXECUTIVE DIRECTOR'S REPORT (Tab9)
Administration – Financial Report (Tab 10) | <i>MR. CANNON
Mr. Cannon</i> |
| 9. OLD BUSINESS | <i>CHAIRMAN BECK</i> |
| 10. NEW BUSINESS | <i>CHAIRMAN BECK</i> |
| 11. ADJOURNMENT | <i>CHAIRMAN BECK</i> |

Table of Contents

1	Approval of Minutes of the Business Meeting of August 27, 2018+
2	Self-Insurance
3	Human Resources
4	Information Services
5	Insurance and Medical Services
6	Claims
7	Judicial
8	Vocational Rehabilitation
9	Executive Director's Report
10	Financial Report

THE
SOUTH CAROLINA WORKERS'
COMPENSATION COMMISSION
BUSINESS MEETING
August 27, 2018

A Business Meeting of the South Carolina Workers' Compensation Commission was held in Hearing Room A of the Workers' Compensation Commission on Monday, August 27, 2018, at 10:30 a.m. The meeting agenda was posted prior to the meeting and proper advance notice was made to all concerned parties in compliance with requirements in the Freedom of Information Act. The following Commissioners were present:

T. SCOTT BECK, CHAIRMAN
SUSAN S. BARDEN, VICE CHAIR
R. MICHAEL CAMPBELL, II, COMMISSIONER
MELODY L. JAMES, COMMISSIONER
GENE MCCASKILL, COMMISSIONER
AISHA TAYLOR, COMMISSIONER
AVERY B. WILKERSON, JR., COMMISSIONER

Present also were: Gary Cannon, Executive Director; Bryan Berthelette, Self-Insurance Director; Amy Bracy, Judicial Director; Keith Roberts, General Counsel Kim Falls, Business Analyst; Sonji Spann, Claims Director. Bonnie Anzelmo, Injured Workers' Advocates, Ivey Drawdy, Vocational Rehabilitation were also present.

Chairman Beck called the meeting to order at 10:47 a.m.

AGENDA

Commissioner Barden moved that the agenda be approved. Commissioner McCaskill seconded the motion, and the motion was approved.

APPROVAL OF MINUTES – BUSINESS MEETING OF July 16, 2018

Commissioner Barden moved that the minutes of the Business Meeting of July 16, 2018, be approved. Commissioner Taylor seconded the motion, and the motion was approved.

GENERAL ANNOUNCEMENTS

There were no general announcements.

APPLICATIONS FOR APPROVAL TO SELF-INSURE

Self-insurance applications were presented by Bryan Berthelette, Self-Insurance Director. **Twenty-two (22)** prospective members of **two (2)** funds was presented to the Commission for approval. The applications were:

Palmetto Timber Fund
Beasley Logging Co. LLC
Beasley Timber Co. Inc.
Mill Creek Logging LLC

South Carolina Home Builders SIF
Accent Interiors Specialties LLC

Blackhawk Land Design LLC
Frye Carl
Flores Contracting LLC
Gas Lantern Custom Homes LLC
Hardee Remodeling Services LLC
J&C Building LLC
JEN Masonry Inc.
JLK Ventures LLC
Landscape Enterprise & Lawn Maintenance
Picture Perfect Painting
Pinewood Landscape Company, Inc.
Pivotal Restoration LLC
Porter- Hayes Landscaping LLC
Pro Home Solutions of the Upstate LLC
Steadfast Builders LLC
TJT Construction LLC
Tyrone and Harold Williams
Zara Flores

After examination of the applications, it was determined that each complied with the Commission's requirements and each was recommended for approval. Commissioner McCaskill made the motion to approve the applications to self-insure, and Commissioner Barden seconded the motion. The motion was unanimously approved.

DEPARTMENT DIRECTORS' REPORTS

The Department Directors presented their reports which were also submitted to the Commission in written form.

Human Resources

Executive Director, Gary Cannon presented the Human Resources report, for Alexa Stuart. Mr. Cannon pointed out the following highlights from the report:

- In July, there was one new hire and one employee on leave.
- There were 7 transactions for benefits, 9 SCEIS time transaction issues and 6 payroll related inquiries.
- 3 inquiries from staff about EMPS policy.
- Met with Executive Director and managers about various employee related issues.
- Handled 11 CRBE issues.
- SCWCC employees had an onsite visit from representatives of Washington National Insurance.
- Followed up with PEBA on an outstanding refund issue.
- Attended the State HR Quarterly Advisory Meeting.
- Hosted a SCEIS My SC Central meeting providing employees with a look at the upcoming SCEIS website. My SC Central will replace My SC Employee.

Commissioner Barden expresses her gratitude for her new parking space.

Information Technology Department

Executive Director, Gary Cannon presented the Information Services Department's report for Sandee Sprang. Mr. Cannon pointed out the following highlights from the report.

- Continuing to work on the data transmission from DEW, believe that all issues are resolved. Liz is working with directly with Mr. Ducote.

- Updating everyone in the agency to office 16 has been completed.
- Kim is continuing to work on the OnBase issues
- Microfilming project has been completed; Kim is working with DTO to transfer the images into our system.
- Security System is fully implemented and panic buttons have been installed. There was discussion as to the procedures that should be followed.
- The Legacy Modernization project is progressing. We have signed another contract with ICAP to begin the second phase of the project.
- Developed a team of 7 staff members that will assist in the coding and the building of the system.
- Amanda Underhill a former SCWCC employee is now an ICAP employee which will be an advantage to have someone that knows our processes help in building the new system.
- No date has been provided, but the agency will be holding several demo groups with our stakeholders.

Insurance and Medical Services Department

Mr. Ducote presented the Insurance and Medical Services Department's report. Mr. Ducote pointed out the following highlights from the report:

- In July, the Compliance Division compelled 24 employers to come into compliance with the Act, and collected over \$67,000 in non-compliance penalties.
- Additionally, 21 carries resolved their issues, resulting in \$8,900 in fine resolutions.
- Coverage collected over \$22,200, in fines. 2,062 new claims were established.
- The Self- Insurance Division collected over \$14, 323 in self-insurance tax.

Mr. Ducote pointed out that he has updated his reports. Mr. Ducote felt it was necessary to show the effort of his entire division. Mr. Ducote gave a full explanation of his reports.

Commissioner Beck had questions about the reports as they pertained to the DEW data information. There was discussion.

Claims Department

Sonji Spann presented the Claims Department's report. She reported the following for the month of July:

- Claims processed 15,424 items during the month of July. This reflects a decrease of 32 compared to the previous month.
- Claims closed 2,282 files, which is a decrease of 147 and reviewed 3,451 files, which was an increase from the previous month.
- Fine Revenue collected during the month of July was \$44,000, an increase of \$4,800 in comparison to last month.
- Claims Department assessed 295 fines, an increase of 25 from the previous month.
- Of the fines assessed, 254, decrease of 41. 201 were for the Form 18.
- Received 2, 089 Form 18s via SROI/EDI.
- Received 1,702 Form 18s via email.
- Received 481 Form 18s via USP.
- Received 698 Form 61s; approved 619 Form 61s.
- Received 2 Third Party Settlements and approved 0.

Judicial Department

Amy Bracy presented the Judicial Department's report. Ms. Bracy reported the following for the month of July 2018:

Judicial Department

- 848 requests for Hearings
- 132 Motions
- 144 Clincher Conference requests sent to Jurisdictional Commissioners
-

Commissioners

- 72 Single Commissioner Hearings conducted
- 26 pre-hearing conferences held
- 7 Full Commission Hearings conducted
- 474 Orders served at single Commissioner level; 46 of those were Decision and Orders that resulted from hearings that went on record; 156 of those were Motion Orders ruled upon by Commissioners

Informal Conference

- 260 informal conferences conducted

Mediation

- 61 regulatory mediations scheduled
- 31 requested mediations
- 64 matters resolved in mediation with the receipt of Forms 70

Appeals to SC Court of Appeals

- In July the Judicial Department received 8 Notice of Intent to Appeal.

Ms. Bracy introduced her new employee Nicole Hanzilk. Ms. Bracy states that Ms. Hanzilk is doing a fantastic job, and learning quickly.

Commissioner Barden complimented Ms. Bracy and her staff on the Full Commission orders.

VOCATIONAL REHABILITATION

Ms. Drawdy presented the Vocation Rehabilitation report. Ms. Drawdy pointed out the following highlights from the report:

- 60 letters mailed
- 1 Referral from a law firm
- 1 Referral directly from Commissioner
- Attended:
 - Hearings
 - 13 Clincher Conferences
 - Provided VR information to 25 attorneys and 9 claimants

EXECUTIVE DIRECTOR'S REPORT

Gary Cannon, Executive Director, presented his report which was also submitted to the Commission in written form. He pointed out the following highlights from the report:

- Security system is completed
- Office construction completed and furniture has been ordered
- 939 constituent contacts; increase due to upcoming CAME workshop and the new website. We have received numerous compliments on the new website.
- In the month of July, we added 20 individuals to the distribution list.

ADMINISTRATION – FINANCIAL REPORT

Mr. Cannon reported the benchmark for period ending July 31, 2018 is 8%. The General Fund expenditure to date is 8%. The Earmarked Fund expenditure to date is 4%. The budgeted operating revenues received is 1% and the budgeted Self-Insurance Tax funds received is 1%.

Commissioner Beck inquired about the ICAP contract and the balance of funds at the time of that payment.

Commissioner Campbell had a few questions about the security system.

OLD BUSINESS

No old business

NEW BUSINESS

The 2019 proposed Commission Calendar was presented. Commissioner Barden made a motion to amend the proposed calendar. Commissioner Barden moved to change the dates of the April 2019, Business Meeting and Appeal hearings from April 15th -16th to April 22nd and 23rd. Commissioner Campbell seconded the motion. The 2019 Commission calendar was approved as amended.

ADJOURNMENT

Commissioner Barden made the motion to adjourn. Commissioner McCaskill seconded the motion, and the motion was approved.

The August 27, 2018, meeting of the South Carolina Workers' Compensation Commission adjourned at 11:15 a.m.

Reported September 11, 2018
Amy Proveaux
Office of the Executive Director

SCWCC Human Resources Monthly Report September 2018

STAFFING

In September, the Commission had 53 FTEs and 1 part-time employee. September was a short month due to the office closing during Hurricane Florence.

- **New Hires:** None
- **Separations:** None
- **Retirements:** One
- **Leaves:** None

Recruitment:

- No open positions. We will be focusing our recruitment efforts in October on filling the position vacated in IMS.

BENEFITS

- Performed four (4) transactions related to benefits.
- Started preparation for the 2019 Annual Benefit Open Enrollment.

EMPLOYEE RELATIONS

- Met with Executive Director and managers about various employee related issues.
- Met with Director to discuss staffing issue.

MEETINGS

- Held an All Employee Meeting to kickoff the United Way Campaign and discuss open enrollment.
- Attended a SHRM Mock Employment Trial.
- Attended the Annual State SHRM Convention

ADMINISTRATIVE

- Sent nine (9) "All Agency" emails out on various topics such as SCEIS, benefits, safety, security, and other miscellaneous items.
- Performed seven (7) SCEIS time related transactions and one (1) payroll related transactions.

- Sent managers follow up reminders on their team's EPMS reviews. Due date is October 15, 2018.
- Ran payroll and time reports after each payroll.
- Received one desk from Prison Industries and waiting for the other desk to arrive.

FISCAL RESPONSIBILITIES

- Processed/approved eleven (11) travel expense reports.

FACILITIES

- Notified CBRE of five (5) building issues.
- Handled eight (2) parking transactions with ParkSimple.
- Followed up with ParkSimple on access and billing.

State of South Carolina

1333 Main St, Suite 500
P.O. Box 1715
Columbia, S.C. 29202-1715



Tel: (803) 737-5700
Fax: (803) 737-1258
www.wcc.sc.gov

Workers' Compensation Commission

To: Gary Cannon
SCWCC Executive Director
From: Sandee Sprang, IT Director
Date: October 10, 2018
Subject: IT Department September 2018 Full Commission Report

This report summarizes the activities and accomplishments of departmental projects and initiatives for the IT department during September 2018.

I. Systems Operations, Maintenance and Support

EDI

The IT department continues support for EDI trading partners to research and resolve EDI transaction data and image processing errors. We also continue our work with the IAIABC EDI Claims Workgroup, reviewing and recommending standards changes. We are also now serving on the IAIABC EDI Systems Committee to ensure business needs of trading partners can be met with feasible technical solutions. We are working with our department heads develop the EDI 3.1 requirements plan.

Progress

Several programming requests were completed and IT also provided support to assist with invoice issues, attorney representation changes and new status code requests.

Reporting and Standardization

The IT team continues to work on the data transmission and processing of DEW data. Several new report requests were received and completed. We continue to evaluate existing reports to assist with the reporting requirements and specifications for the new Claims system.

Systems Support

Jason continues to roll out the Office 2016 and Windows 10 operating system updates throughout the agency. We had several Security events reported; no data loss was reported and all events were resolved without issue. We are reviewing acceptable use policies to validate any security policy updates are covered.

OnBase

Kim handled 15 issues/requests related to our imaging system. These included workflow, disconnected scanning, Order and Upload problems.

II. Projects, Enhancements and Development

Microfilm Conversion

Kim demonstrated the process for reviewing newly uploaded microfilm images in OnBase.

Legacy Modernization

The development team has completed 5 Sprints and the system is showing great progress. The team conducted the initial legal stakeholder focus group meeting and has the carrier/employer stakeholder meeting scheduled for later this month. We continue to work with other agencies (DEW, Secretary of State and the Supreme Court) to establish the parameters for sharing vital system data. The Agency's stakeholders continue their active engagement in the JITR process and reviews. Also, we are working through a large number of business process standardizations. This project is taking a significant amount of time from many staff and it is very exciting to see the continued commitment from the entire agency. As part of this project, we are looking to implement EDI 3.1. The IT staff are very engaged in defining all the requirements and match criteria for the updated release.

HelpDesk Software

Jason and Kim are continuing the evaluation of HelpDesk software applications.

III. Trainings and Meetings

Sandee attended the IAIABC Convention in Williamsburg, Virginia.

We conducted our first Legal Stakeholder Focus group meeting.

State of South Carolina



Workers' Compensation Commission

To: Mr. Gary Cannon
SCWCC Executive Director

From: Wayne Ducote, Jr.
IMS Director

Date: 18-Oct-18

Subj: Insurance and Medical Services Department
September 2018 Full Commission Report

Please find attached information provided to summarize the status and workflow of initiatives currently underway within the Insurance and Medical Services (IMS) Department.

In addition to the statistical data provided, please be advised of the following:

- | | |
|---------------------|--|
| Compliance Division | <ol style="list-style-type: none">1. Reviewing revenue metrics / projections.2. Working with staff to review workflow processes and additional training opportunities.3. Continuing to explore outreach opportunities with stakeholders. |
| Coverage Division | <ol style="list-style-type: none">1. Working with staff to review workflow processes and explore opportunities to enhance service provision.2. Lapse in Coverage: 36 new registrants; 0 notifications sent. |
| Medical Services | <ol style="list-style-type: none">1. Working with Medical Bill Reviewers on certification renewals. |

While this summary is in no way all-inclusive, it may serve to assist you and our Commissioners in understanding the key initiatives underway in the IMS Department and provide measures by which the Department's effectiveness can be gauged. IMS welcomes any guidance that you and/or our Commissioners can provide concerning our performance and direction.

Employer Rule to Show Cause Hearings and Compliance Activity

The Compliance Division docketed 5 new RTSC cases and 34 total RTSC cases in the month of September. And, compelled 23 South Carolina employers to come into compliance with the Act. Year to date, 17 new RTSC cases and 101 total RTSC cases have been docketed.

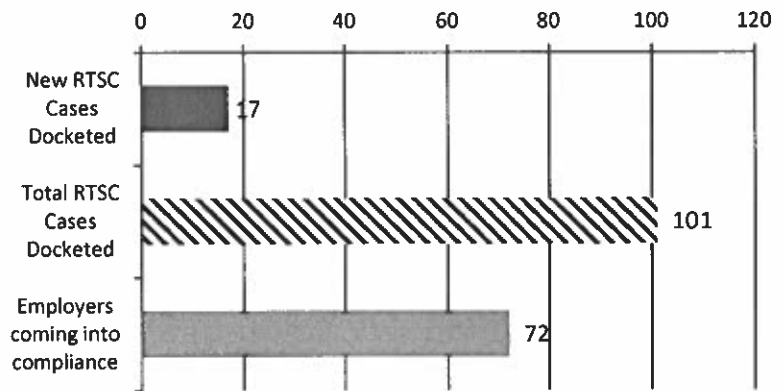
Employers Obtaining Coverage

Year to date, the Compliance Division has compelled 72 South Carolina employers to come into compliance with the Act. In so doing, approximately 750 previously uninsured workers are now properly covered.

Penalties Waived

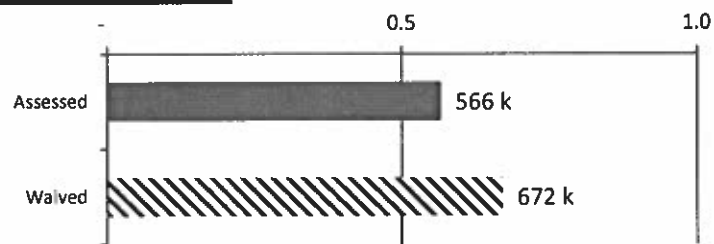
Although the Division has assessed \$566 k in fines this fiscal year, 119% of fines (\$672 k) have been waived or rescinded as employers have either obtained insurance coverage or were found not to be subject to the Act.

RTSC and Compliance Activity



Fines and Penalties

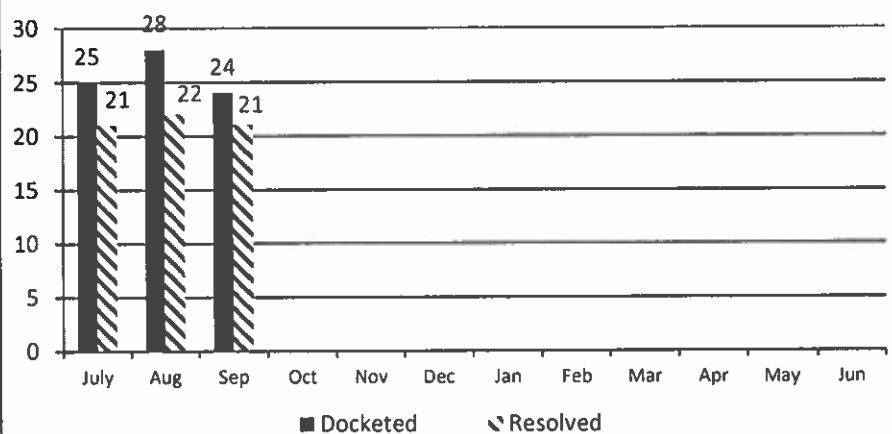
Millions



Carrier Rule to Show Cause Hearings

The Compliance Division manages the Rule to Show Cause process involving the recovery of outstanding carrier fines and penalties. In the month of September 2018, 24 carrier RTSC cases were docketed; 21 cases for a total of \$5,789.63 were resolved.

Year to date, a total of 77 carrier RTSC cases have been docketed, 64 cases for a total of \$23,689.63 have been resolved.



In September 2018, 19 compliance files were created from the combined filings of Form 50's, 12A's, and stakeholder reporting involving uninsured employers.

YTD vs. Prior Year total (266): 21%
September 2018 to September 2017: 73%

Current Yr End trend: 83% of 2017-2018

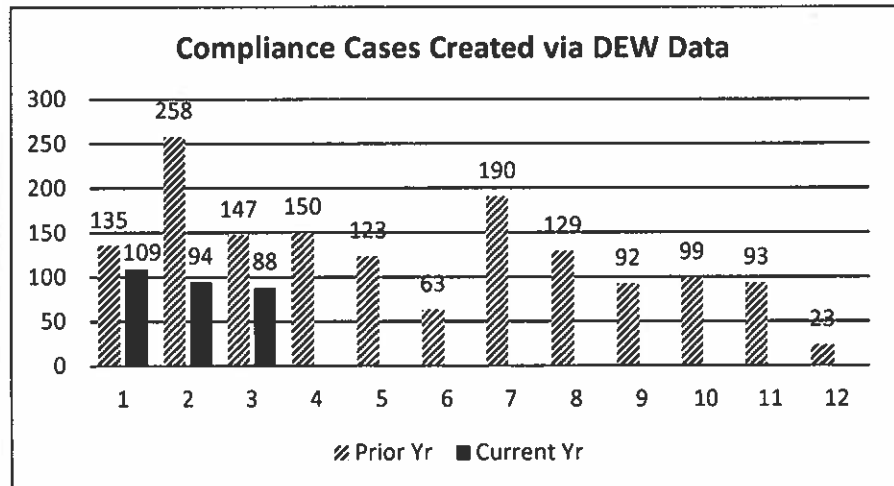
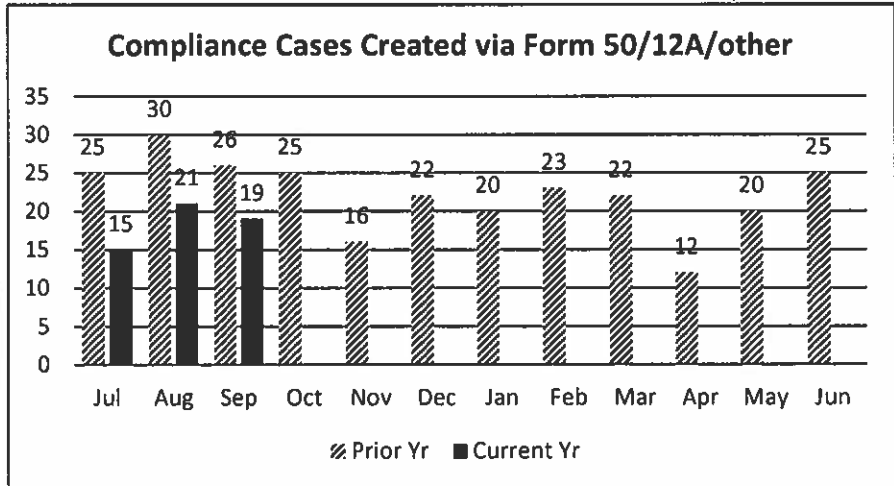
YTD 2017-2018 v. YTD 2016-2017: 68%

In September 2018, 88 compliance files were created from the DEW data process.

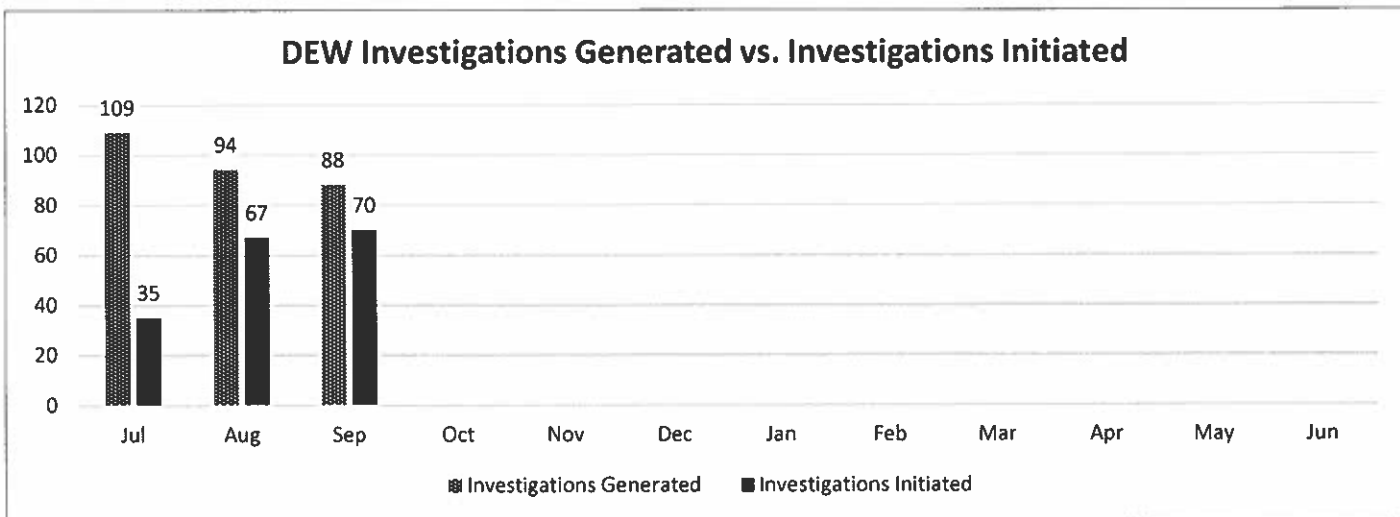
YTD vs. Prior Year total (1,502): 19%
September 2018 to September 2017: 36%

Current Yr End trend: 78% of 2017-2018

YTD 2018-2019 v. YTD 2017-2018: 54%



The DEW Data Pool is determined by the total number of potential, non-compliant employers who report wages to DEW with at least 4 employees and who's FEIN does not match with any coverage records in the Commission's coverage database. The investigations generated is the number of compliance investigations generated from the pool. The investigations initiated is the number of compliance investigations initiated from those that were generated.



IMS COMPLIANCE DIVISION

Carryover Caseload:

The Compliance Division closed September 2018 with 375 cases active, compared to an active caseload of 307 at the close of September 2017.

Cases Resolved:

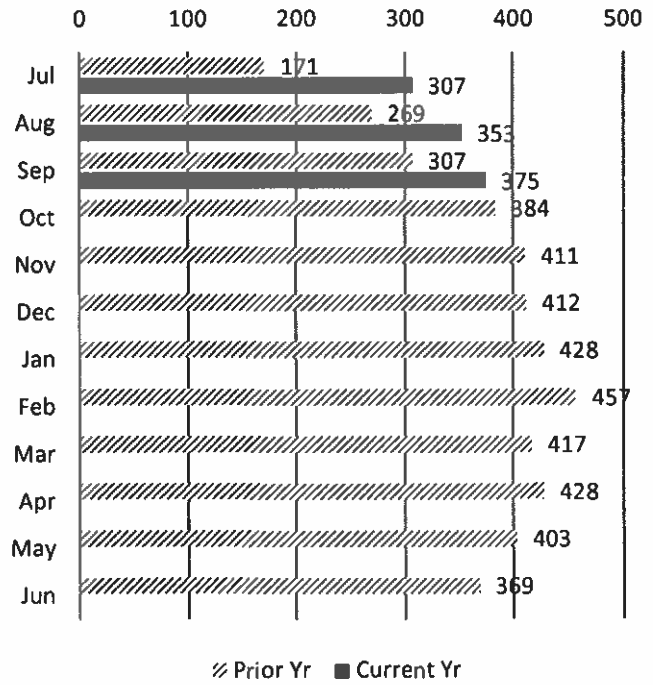
For the month of September 2018, Compliance Division staff closed-out 91 cases.

Compliance Fines:

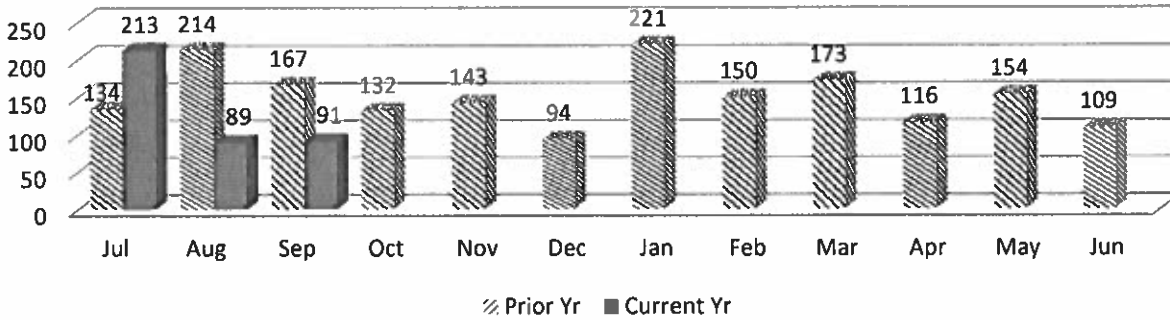
In September 2018, the Compliance Division collected \$54,812 in fines and penalties. Year to Date, the Compliance Division has collected \$181,924 in fines and penalties.

Year to Date vs Prior Year Total (\$1,507,751): 12%
 September 2017 vs. September 2018: 63%
 Current Year End trend is 48% of 2017-2018
 YTD 2018-19 (July - Sept) vs YTD 2017-2018: 60%

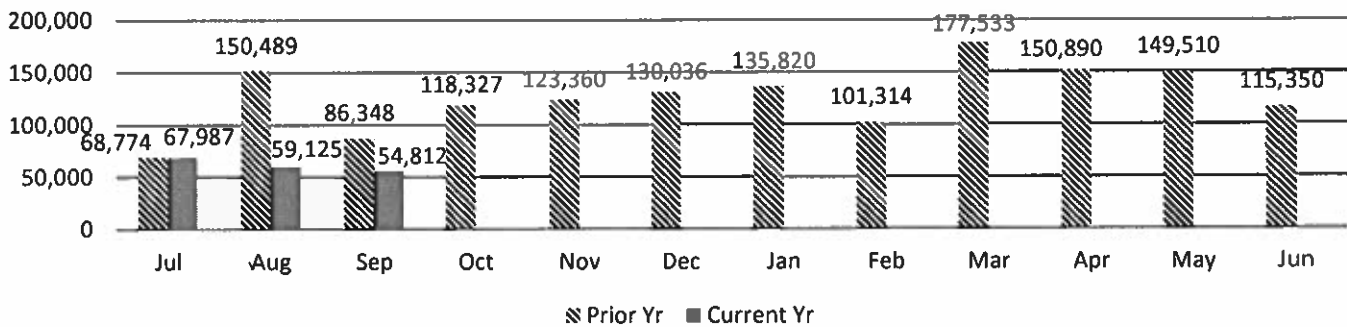
Caseload Pending v. Prior Year



Cases Resolved v. Prior Year



Compliance Fines Collected v. Prior Year

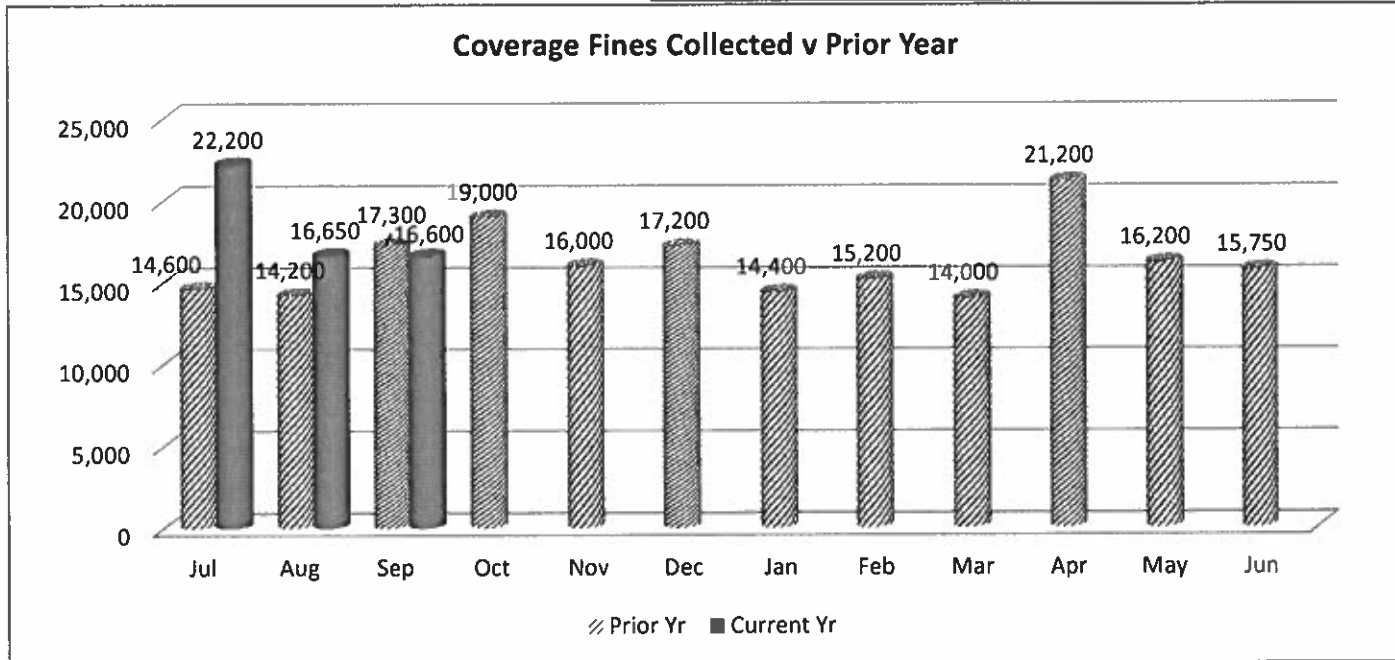
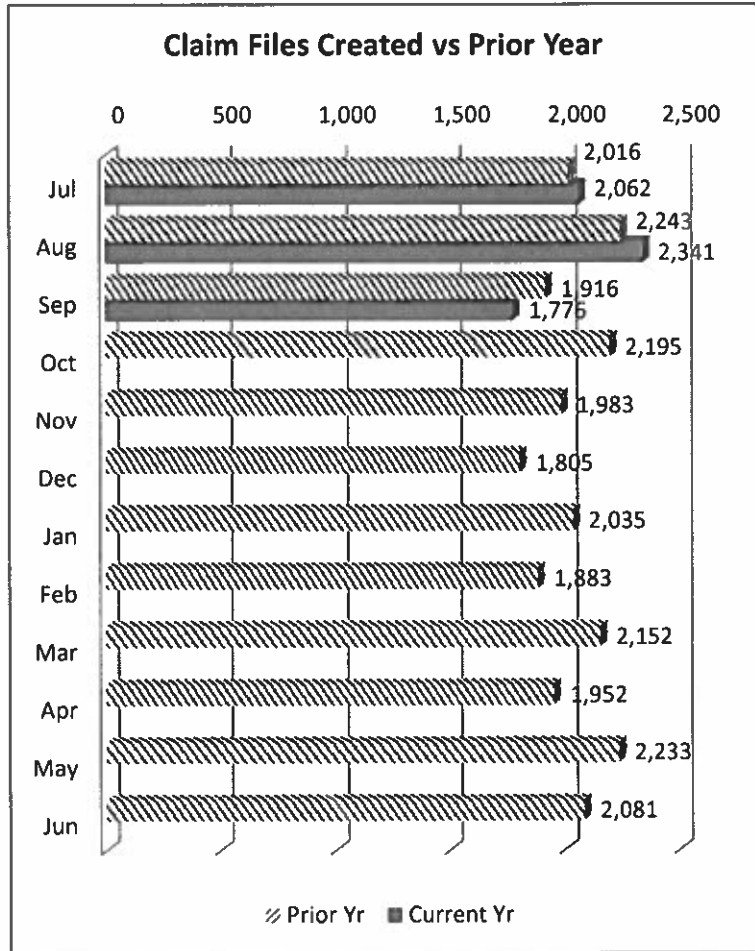


WCC Claim Files:

In September 2018, the Coverage Division received a total of 1,776 WCC Claim files. Of these, 1,552 were created through proper carrier filing of a 12A, and 224 were generated as a result of a Form 50 claim filing. Year to Date 6,179 Claim files have been created which is 25% of claim file volume prior year (24,494).

Coverage Fines:

The Coverage Division collected \$16,600 in fine revenue in September 2018, as compared to \$17,300 in Coverage fines/penalties accrued during September 2017. Year on Year, Coverage fines are at 28% of collections for prior year.



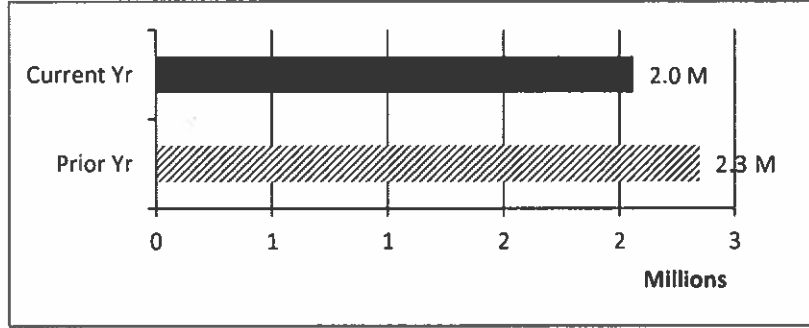
IMS SELF INSURANCE DIVISION

September 2018

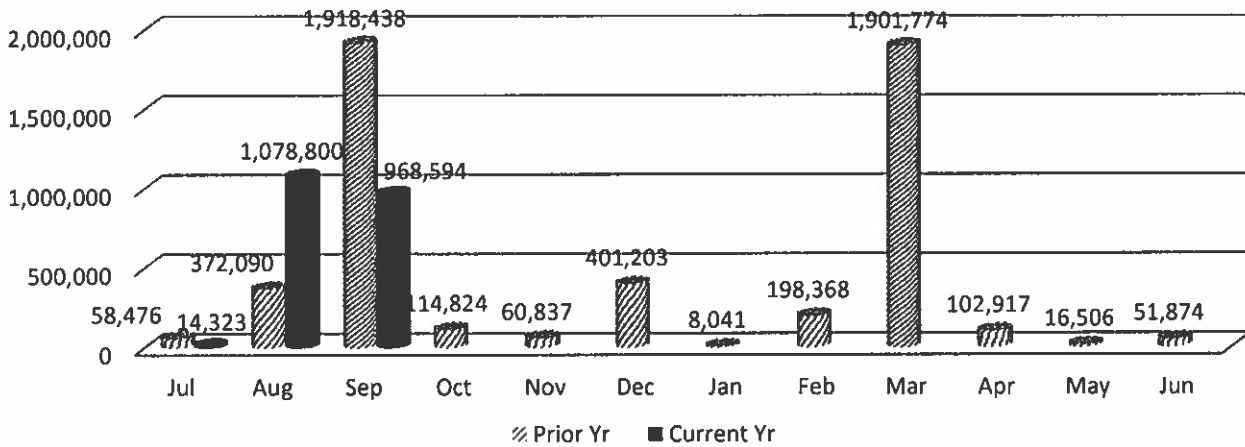
During the month of September 2018, the Self Insurance Division:

- * collected \$968,594 in self-insurance tax.
- * added 0 new self-insurers.
- * conducted 4 Self Insurance audits.

Year to Date, Self Insurance tax revenue is trending at 88% of prior year and 11 Self Insurance audits have been completed.



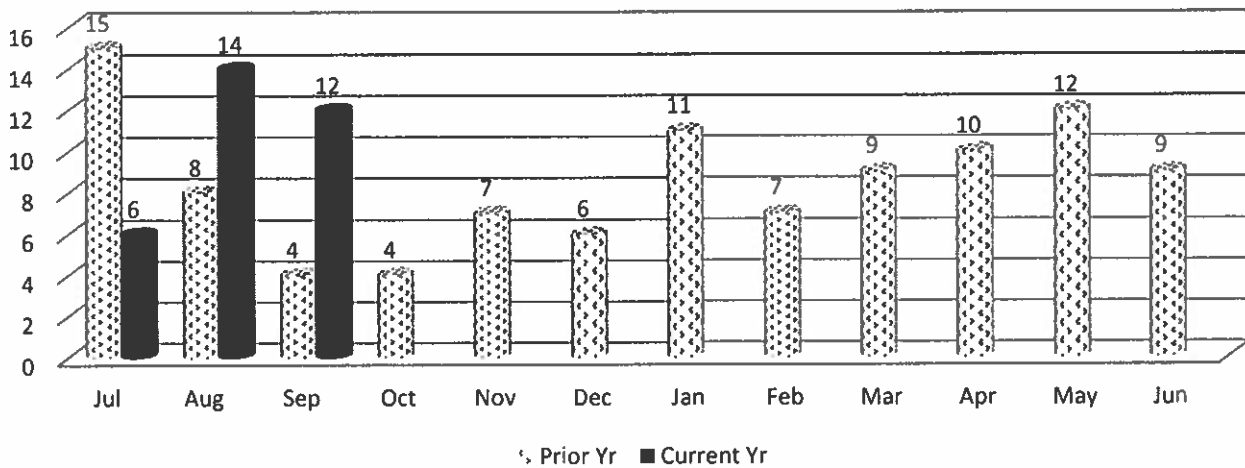
Self Insurance Tax Collections v. Prior Year



IMS MEDICAL SERVICES DIVISION

In September 2018, the Medical Services Division began the month with 14 bills pending review, received an additional 8 bills for review, conducted 10 bill reviews and ended the month with 12 bills pending.

Medical Bills Pending Review v. Prior Year



State of South Carolina

1333 Main Street, 5th Floor
P.O. Box 1715
Columbia, S.C. 29202-1715



TEL: (803) 737-5700
www.wcc.sc.gov

Workers' Compensation Commission

MEMORANDUM

To: Gary Cannon, Executive Director
From: Sonji Spann, Claims Director
Date: October 8, 2018
Re: Claims Department – October 2018 Full Commission Report

Attached is Claims Department activity for the period ending September 30, 2018. The format of the Claims Department report highlights the key workflow benchmarks and compare to same month last fiscal year.

During the month of September, Claims processed 12,552 items, 2,454 less than the previous month. This includes 1,925 closed files and reviewed 1,873 files. When compared to the previous month, the number of Claims closed decreased 489 and the number cases reviewed decreased by 790. When compared to the same period in FY 16/17, the department closed 405 less cases and reviewed 1,336 less cases.

The Claims Department collected \$29,200 in fine revenue, a decrease of \$14,100 compared to the previous month. When compared to the same period in FY 16/17, the department collected \$39,300 in fine revenue, a decrease of \$10,100.

The Claims Department assessed 255 fines, an increase of 13 compared to the previous month. Two-hundred twenty three of the number of fines assessed were for the Form 18, an increase 21 compared to the previous month. When compared to the same period in FY 16/17, the department assessed 241 fines of which 227 were for the Form 18.

The Claims Department encourages the stakeholders to submit the forms electronically and/or by email. During the month of September, the department received 1,690 Form 18s via SROI/EDI, 1,679 via email, and 529 via USPS. When compared to the same period in FY 16/17, the number of Form 18s submitted via SROI/EDI increased 285, or 20%; the number of Form 18s submitted via email decreased 541, or 32%, and the number of Form 18s mailed via USPS decreased 278, or 53%.

The Claims Department received 678 Form 61s a decrease of 118 when compared to the same period in FY 16/17. This month the department approved 624, 67 less than the number approved during the same period in FY16/17. The department received 1 Third Party Settlements. It was not approved. During the same period in FY 16/17, the department received 39 Third Party Settlements and approved 22.

- The decrease in production is due to agency closure and scheduled vacations during the month of September.

State of South Carolina

1333 Main Street
P.O. Box 1715
Columbia, S.C. 29202-1715



Tel: (803) 737-5700
Fax: (803) 737-1234
www.wcc.sc.gov

Workers' Compensation Commission

October 12, 2018

To: Gary M. Cannon
Executive Director

From: Amy A. Bracy
Judicial Director

RE: Monthly Judicial Report for September 2018

During the month of September, the Judicial Department processed eight hundred twenty-four (824) requests for hearings, one hundred three (103) Motions and one hundred sixteen (116) clincher conference requests that were sent to the Jurisdictional Commissioners.

There were fifty-one (51) Single Commissioner Hearings conducted during the past month, twenty-eight (28) pre-hearing conferences held and fifteen (15) Full Commission hearings held. A total of four hundred fifty-four (454) Orders were served at the single Commissioner level, fifty-two (52) of those were Decision and Orders that resulted from hearings that went on the record and one hundred sixteen (116) were Motion Orders that were a result of Motions ruled upon by Commissioners.

The Informal Conference system conducted three hundred three (303) hearings during the last month.

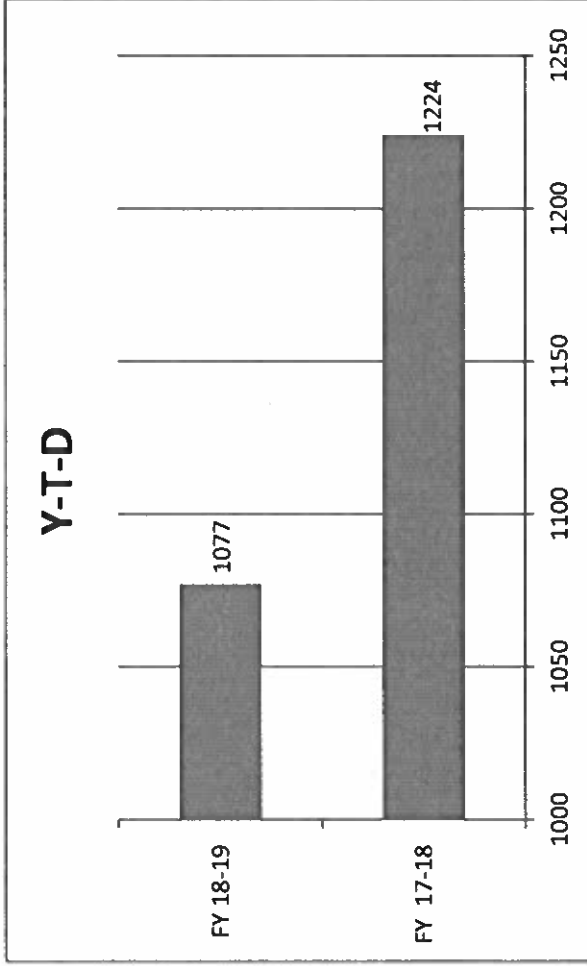
There were fifty-two (52) regulatory mediations scheduled and thirty-nine (39) requested mediations. The Judicial Department was notified of thirty-eight (38) matters resolved in mediation, with the receipt of Forms 70.

In the month of September, Judicial received three (3) Notices of Intent to Appeal to the Court of Appeals and zero (0) to the Circuit Court.

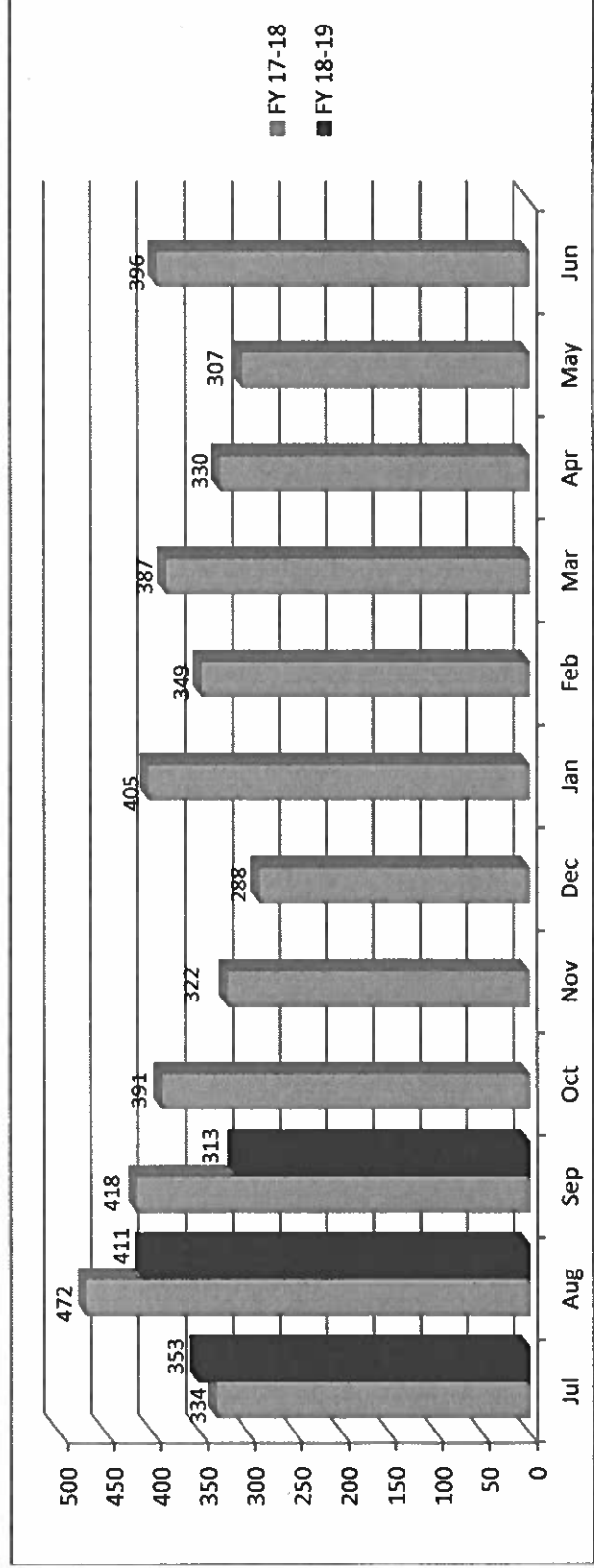
	July	August	Sept	Totals		Totals YTD 2017-2018	YTD Diff + (-)	FY18-19 Mth Avg	FY17-18 Mth Avg
				2018-2019	YTD				
Claimant Pleadings	565	625	551	1741	1,759	Claimant Pleadings	(18)	580	586
Defense Response to Pleadings	557	496	426	1479	1441	Defense Response to Pleadings	38	493	480
Defense Pleadings	283	302	273	858	892	Defense Pleadings	(34)	286	297
Motions	132	140	103	375	343	Motions	32	125	114
Form 30	12	28	24	64	60	Form 30	4	21	20
FC Hearings Held	7	0	15	22	45	FC Hearings Held	(23)	7	15
FC Orders Served	19	14	4	37	43	FC Orders Served	(6)	12	14
Single Comm. Hearings Held	72	61	51	184	199	Single Comm. Hearings Held	-15	61	66
Single Comm. Orders Served	221	287	180	688	588	Single Comm. Orders Served	100	229	196
Single Comm. Pre-Hearing Conf Held	26	43	28	97	57	Single Comm. Pre-Hearing Conf He	40	32	19
Consent Orders	244	308	262	814	781	Consent Orders	33	271	260
Administrative Orders	9	20	12	41	57	Administrative Orders	(16)	14	19
Clincher Conference Requested	144	124	116	384	442	Clincher Conference Requested	(58)	128	147
Informal Conference Requested	353	411	313	1077	1224	Informal Conference Requested	(147)	359	408
Informal Conference Conducted	260	206	303	769	804	Informal Conference Conducted	(35)	256	268
Regulatory Mediations	61	56	52	169	155	Regulatory Mediations	14	56	52
Requested Mediations	31	41	39	111	128	Requested Mediations	(17)	37	43
Ordered Mediations	3	0	0	3	3	Ordered Mediations	0	1	1
Mediation Resolved	64	58	38	160	149	Mediation Resolved	11	53	50
Mediation Impasse	16	19	6	41	55	Mediation Impasse	-14	14	18
Mediation Held; Issues Pending	2	0	3	5	0	Mediation Held; Issues Pending	5	2	0
Claim Settled Prior to Mediation	12	15	5	32	41	Claim Settled Prior to Mediation	-9	11	14
Mediation Not Complete in 60 days	7	7	4	18	24	Mediation Not Complete in 60 day	(6)	6	8

Informal Conf. Requested

	FY 17-18	FY 18-19
Jul	334	353
Aug	472	411
Sep	418	313
Oct	391	
Nov	322	
Dec	288	
Jan	405	
Feb	349	
Mar	387	
Apr	330	
May	307	
Jun	396	
Total	4399	1077

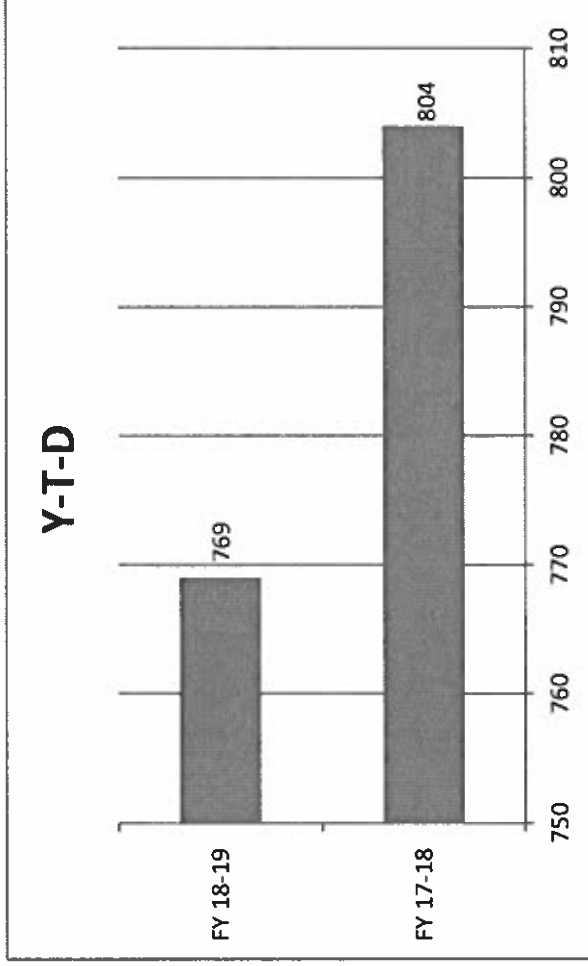


Y-T-D	FY 17-18	FY 18-19
Jul	334	353
Aug	472	411
Sep	418	313
Oct	391	
Nov	322	
Dec	288	
Jan	405	
Feb	349	
Mar	387	
Apr	330	
May	307	
Jun	396	
Total	1224	1077



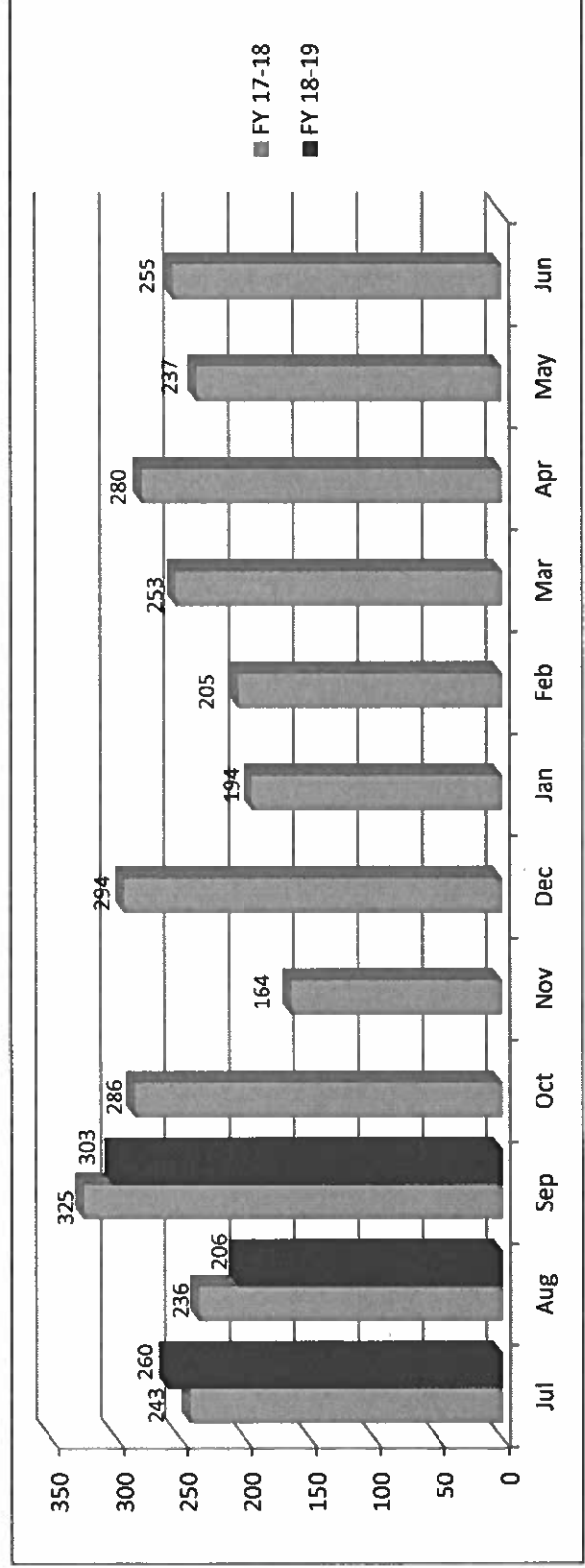
Informal Conf. Conducted

	FY 17-18	FY 18-19
Jul	243	260
Aug	236	206
Sep	325	303
Oct	286	
Nov	164	
Dec	294	
Jan	194	
Feb	205	
Mar	253	
Apr	280	
May	237	
Jun	255	
Total	2972	769



Fiscal Year	Total
FY 17-18	804
FY 18-19	769

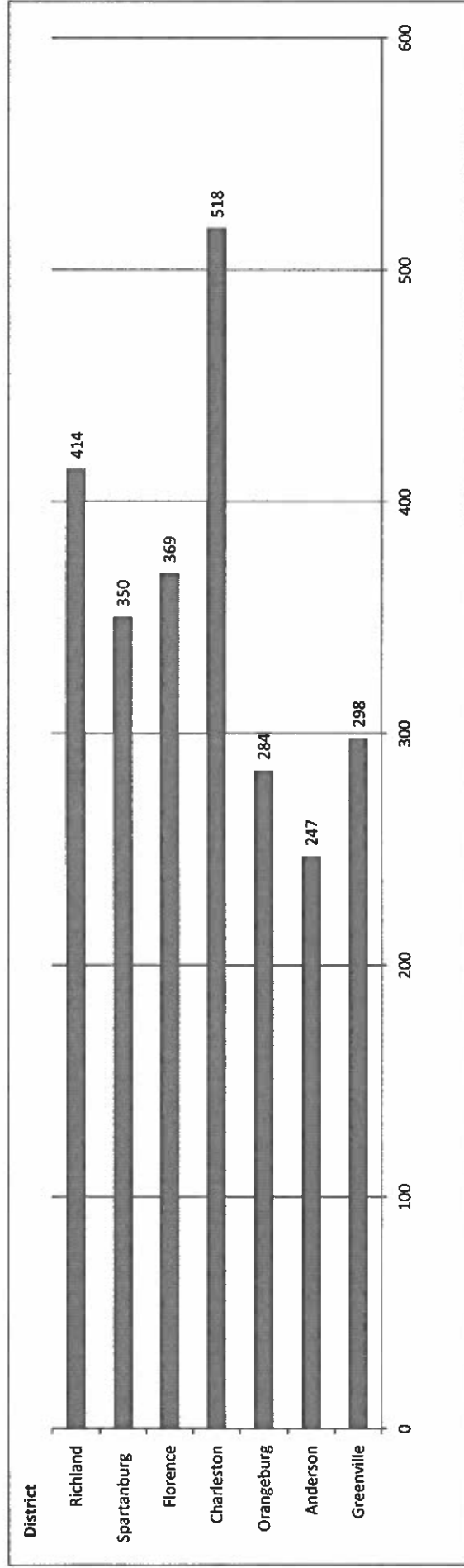
Y-T-D



Pleadings Assigned - Three Year Comparison by Month

	District 1 Greenville			District 2 Anderson			District 3 Orangeburg			District 4 Charleston			District 5 Florence			District 6 Spartanburg			District 7 Richland		
	18-19	17-18	16-17	18-19	17-18	16-17	18-19	17-18	16-17	18-19	17-18	16-17	18-19	17-18	16-17	18-19	17-18	16-17	18-19	17-18	16-17
Jul	88	97	98	98	79	82	114	104	108	183	127	158	147	121	131	110	107	92	144	139	149
Aug	118	113	92	71	97	97	87	120	93	187	172	176	124	134	164	149	107	115	138	159	157
Sep	92	100	144	78	100	92	83	110	121	148	156	183	98	136	140	91	103	142	132	164	141
Oct		97	104		68	74		86	93		135	172		107	115		113	119		177	142
Nov		116	92		83	98		92	89		159	169		131	131		120	114		148	164
Dec		122	90		81	86		113	72		150	135		108	100		113	85		172	129
Jan		87	93		72	92		88	97		138	184		112	157		94	119		166	160
Feb		75	96		84	74		88	76		125	142		139	117		119	85		163	136
Mar		120	91		96	108		122	124		179	188		138	150		126	122		188	175
Apr		119	111		87	80		113	94		174	142		128	156		120	103		155	146
May		125	125		88	101		127	121		157	188		126	148		112	122		166	167
Jun		111	134		84	120		126	142		191	183		169	154		129	125		140	169
Totals	298	1282	1270	247	1019	1104	284	1289	1230	518	1863	2020	369	1549	1663	350	1363	1343	414	1937	1835

Pleadings Assigned by District Year to Date



State of South Carolina

1333 Main Street, 5th Floor
P.O. Box 1715
Columbia, S.C. 29202-1715



TEL: (803) 737-5700
www.wcc.sc.gov

Workers' Compensation Commission

**Executive Director's Report
Gary M. Cannon**

October 22, 2018

Annual Report

The FY17-18 Annual Report is published and posted on the Commission's website. A copy is attached.

Meetings/Activities

The Executive Director participated in the following meetings/activities:

- September 10 – Met with Secretary of State and staff to discuss Legacy System Modernization
- September 11- Judicial Conference Agenda Staff Meeting
- September 20-All agency meeting
- October 2- Attended dedication ceremony in Camden, SC
- October 2
- October 4- Meet with law clerk for Externship for 2019
- October 8- Meeting with Sandee to discuss WebEx and other budgetary concerns
- October 7- Meet with staff to review EPMS
- October 9-Met with staff to review EPMS
- October 10- Conference call with Angie Miller to discuss budget
- October 13-16 – SCWCEA Annual Meeting

Constituent /Public Information Services

For the period September 12, 2018 to October 15, 2018, the Executive Director's Office and the General Counsel's office had 429 contacts with various system constituents and stakeholders. The contacts included telephone communications; electronic and personal contacts with claimants or constituents, state agencies, federal agencies, attorneys, service providers, business partners; and letters with congressional offices.

Financial Transactions Activity

The Executive Director's office has the responsibility for budget, financial and purchasing transactions on a departmental level. For the month of September the office processed 47, invoices, 25 deposits, and 45 goods received.

SCWCC Stakeholder Electronic Distribution List

For the period September 12, 2108 through October 15, 2108, we added three (3) individuals to the distribution list. A total of 793 individuals currently receive notifications from the Commission.

The Commission completed FY17 with total expenditures of \$5.4 million. The General Fund Appropriations totaled \$1.9 million and earmarked fund totaled \$3.5 million. The earmarked fund received \$1.6 million of annual operating revenues from fines, fees and assessments which was 40% less than budgeted. The Commission collected \$5.1 million of Self-Insurance Tax revenues. Pursuant to Act 95 of 2013 the Commission retained \$2.5 million for operations and remitted \$2.5 million to the General Fund. The Commission continues to strive to reduce expenditures where possible.

	Appropriations	Expenditures	% of budget
General Fund	\$ 2,332,271	\$ 2,030,075	88%
Earmarked Fund	Budget	Expenditures	
Operating Revenues	\$ 2,471,712	\$ 2,082,869	121%
Self-Insurance Tax	\$ 2,881,467	\$ 2,359,447	
Total Income	\$ 4,822,179	\$ 5,342,316	
Expenditures	\$ 5,168,389	\$ 4,941,728	82%

FY 2017-18 Statistical Recap Data

1. Number of Employees Purchasing Insurance	86,402	0.7%
2. Number of Employees Quoting in FY17	87,003	0.7%
3. Total Self-Insurance Activity (Including all Fiscal Year)	502	25.6%
4. Investments (Net Realized)	1,242	27.1%
5. Investments (Net Realized)	366	36.4%
6. Investments (Net Realized)	1,344	0.1%
7. Investments (Net Realized)	1,344	0.1%
8. Number of Accidents Claimed in Fiscal Year	144	4.5%
9. Number of Accidents Claimed in Fiscal Year	144	1.3%
10. Total Claims	61,762	0.4%
11. WCC Claims Credited	24,137	0.8%
12. Minor Auto B. Reported (13.1M)	37,629	1.7%
13. Minor Auto B. Reported (13.1M)	3,036	20.1%
14. Minor Auto B. Reported (13.1M)	26,428	0.5%
15. Total Compensation & Benefits of 2017 Paid on Unsettled Cases	\$ 981,520,493	0.6%
16. Minor Auto B. Reported (13.1M)	\$ 309,277,053	4.0%
17. Minor Auto B. Reported (13.1M)	\$ 26,428,260	5.9%
18. Minor Auto B. Reported (13.1M)	\$ 5,021,430	1.0%
19. Temporary Total Compensation Agreements	14,050	2.9%
20. Temporary Total Compensation Agreements	2,892	9.2%
21. Applications for Other Payments - Expedited Hearing	1,016	9.2%
22. Cases Disposed for Hearing	10,458	0.7%
23. Cases Disposed for Hearing	4,941	0.7%
24. Hearings Conducted for 2017 (15 Comm. Cases)	864	2.7%
25. Hearings Conducted for 2017 (15 Comm. Cases)	3,001	0.1%
26. Hearings Conducted for 2017 (15 Comm. Cases)	2,201	0.2%
27. Cases Disposed for Hearing	274	14.9%
28. Cases Disposed for Hearing	131	10.5%
29. Hearings Conducted for 2017 (15 Comm. Cases)	964	4.5%
30. Hearings Conducted for 2017 (15 Comm. Cases)	44	30.2%
31. Commission Case Settlements	11,396	25.3%
32. Commission Case Settlements	6,754	1.0%
33. Total amount Tax Collected and Deposited to the General Fund	\$ 5,006,443	2.8%

FY 2017-18 Year In Review
The following is a report of the activities and accomplishments for the South Carolina Workers' Compensation Commission for fiscal year ending June 30, 2018. Through the efforts of its dedicated employees, the Commission continues to focus on its mission to provide an equitable and timely system of benefits to injured workers and employers in the most responsive, accurate, and reliable manner possible. Service to stakeholders and continuous improvement of operational efficiency and effectiveness of system operations remains a primary focus of the Commission's work. This is accomplished by constant and consistent informal communication with stakeholders, responding to their requests and concerns and implementing changes as needed, as well as formal communication with stakeholders through the use of stakeholder advisory committees and partnerships with business and other governmental entities.

Statutory and Regulatory

Submitted changes to Chapter 67 of the Code of Regulations to the General Assembly for approval. Document No. 4735, *Vote Register*, November 25, 2016. The proposed regulations were approved by the General Assembly in 2018. Issued an Administrative Order adopting policies and procedures regarding the payment of compensation by check or electronic payment systems pursuant to amendments to § 42-9-450 of the SC Code of Laws in Act 24, May 13, 2017. The General Assembly approved Act 68, May 10, 2017, which amended Act 95 of 2013 to extend the sunset provision for five years through 2022.

Executive Director's Office

The Executive Director's Office serves as the primary source of information about Commission activities for the general public. This is accomplished by responding to stakeholders' telephone calls and emails, regularly updating the Commission's website and communicating general notices and policy addresses with stakeholders through an email distribution list.

While the Executive Director's office does not provide legal advice to injured workers nor discuss the specifics details of an individual's case, one core function is to provide information about process and procedures. During FY18, the office logged 5,894 contacts with various constituents and stakeholders. The contacts included telephone communications, electronic and personal contacts with claimants or consultants, state agencies, federal agencies, attorneys, service providers, business partners, and letters with

congressional offices.
The office emailed fifty-two general notices, policy advisories and updates to stakeholders and other interested parties and posted thirteen agendas and supporting documents for the Commission Business Meetings. Sixty-seven email addresses were added to the Commission's electronic general notice distribution list, increasing the total to 748.

The Executive Director's office is responsible for the referral of all injured workers in need of vocational counseling or vocational evaluation, personal adjustment, training and placement to the SC Vocational Rehabilitation Department (SCVRD). In 2015 the Commission partnered with the SCVRD to allow statewide electronic access to the injured workers' database. During FY18, SCVRD contacted 74 claimants for vocational rehabilitation services as a result of the partnership allowing access to the Commission's electronic database.

Human Resources

Workers' Compensation Commission has 63 authorized positions. During FY17-18 the Commission employed 54 FTEs and 4 temporary employees. Human Resources administers the day-to-day administration of all human resources functions to include recruitment, benefits, compensation, performance management, and employee relations. During FY2018 five long-term employees retired and two employees separated from the Agency. More than 825 applications for employment were reviewed and considered to fill 7 vacancies. Four new employees were hired during the fiscal year. The agency utilized two law clerks from the USC School of Law and two temporary employees. The South Carolina Human Affairs Commission recognized the Agency for achieving Top Ten status and demonstrating Equal Opportunity during the 2016-2017 reporting period. The HR Manager attended three SHRM training events, two SCEIS training sessions, one labor seminar, one drivers' training course, procurement training and four SDFHR training events.

Information Technology (IT) Department

The IT Department's staff of five supports the internal stakeholders by providing the appropriate technology to allow staff to work efficiently. They support the agency's external stakeholders by providing assistance with TDI transmissions, electronic submission of files, and end user support of the eCase portal. For external stakeholders the department upgraded the eCase web portal, installed a new wireless network to enhance security and increase performance

IT Department - cont.

and provide stakeholders and constituents with Internet access while at our facility, partnered with the Department of Corrections and Probation, Pardon and Parole (DPP) to give the Commissioners the ability to conduct hearings with injured workers under the supervision of the SC Department of Correction at ppp sites, and added six new trading partners to our system furthering the use of electronic submission of Subsequent Reports of Injury (SR(O)) via EDI.

During FY 2018 Commission completed Phase I of the IT Legacy System Modernization Project to upgrade the agency's business systems and processes. This involved identifying and evaluating the business processes and procedures to determine efficiencies and deficits and recommend changes. The concept is to harvest and preserve the current system components that are effective and sound, redesign and rebuild the obsolete ones, and re-engineer business processes with sustainable technology. Phase II of the Project involves the development of code associated with the business processes. This Phase will begin in FY 2019.

Insurance & Medical Services (IMS)

Compliance & Coverage Division

The IMS Department is divided into three divisions: Coverage and Compliance, Medical Services and Self-insurance. The Compliance and Coverage Division is responsible for receiving all first report of injury forms (Form 12A) in order to ensure employers have workers' compensation insurance for the injured employee. During FY18, a total of 64,205 accidents were filed with the Commission, 24,316 were new cases created and 39,889 were Minor Medical Reports (Form 12A). Two thousand eight hundred seventy-two (2,872) cases were reopened.

The Compliance Division checks for employer's insurance coverage by examining each first report of injury and quarterly wage and employment data obtained from the Department of Employment and Workforce (DEW) for 62,000 employers in the State to verify employer's insurance coverage. Using a random selection of employers, the division matches the employer name with the list of workers' compensation policies issued in the state. Three hundred fifty-one (351) employers were found to be in non-compliance with coverage requirements. As a result, 215 employers came into compliance and obtained from the Department of Employment and Workforce (DEW) for 90,000 employers in the State to verify insurance coverage.

Using a random selection of employers, the division matches the employer name with the list of workers' compensation policies issued in the state. Three hundred fifty-eight (358) employers came into compliance and obtained insurance coverage for approximately 3,329 previously uninsured workers. A total of \$1,507,751 in fines were collected from these violations. Through the use of information technology systems, implemented improvements to the process for identifying outstanding carrier fine debt and scheduling and serving proper notice for Compliance Show Case Hearings. The Division is responsible for collecting unpaid fines from insurance carriers for failure to submit required reports in a timely manner. Two hundred forty-nine (249) cases were set for Rule to Show Cause Hearings, resulting in \$109,373 fines collected.

IMS Medical Services Division

The Medical Services Division of the Insurance and Medical Services Department is responsible for overseeing the implementation of the medical fee schedules, responding to inquiries from medical service providers and payers and resolving disputes through the Medical Fee Dispute Process. The Commissioners approved an update to the Medical Services Provider Manual (physician's fee schedule) effective September 1, 2016 which provides a Maximum Allowable Payment (MAP) for medical services provided to injured workers. The update included the approval of a \$50 Conversion Factor and the use Center for Medicare and Medicaid Services 2016 Relative Values. The Division processed an average of 11 disputes per month during FY18.

IMS Self-Insurance Division

The Commission is required to approve all applications for employers to be self-insured for workers' compensation insurance. The Self-Insurance Division of the IMS Department is responsible for reviewing all applications and to ensure the necessary financial requirements are attained to be approved to self-insure. The Division recommended and the Commission approved 222 applications for self-insurance during FY18. The Division is also responsible for monitoring the financial stability of each self-insured and collecting the 2.5% tax on the calculated premiums of self-insurers. The Division collected \$5.2 million Self-Insurance Tax and remitted \$2.4 million to the State General Fund.

Claims Department

The Claims Department is responsible for reviewing and processing periodic reports filed by carriers, reviewing all final settlements and responding to requests for claims history data. During FY18, the department processed 26,416 initial notices of payments (Form 15), and 54,234 Carrier's Periodic Report (Form 18) (Of total Form 18s received, 18,837 were filed electronically through SKO1, 23,305 were filed as an attachment to an email, and 8,784 were received through the US Postal Service. The department continues to encourage the use of electronic filing. With regard to Settlements, the department processed 11,287 (linchers, Form 16s, and third party settlements. To ensure the protection of the claimant's right to privacy with regard to claims history data, the department implemented a new procedure to verify and respond to requests for claims history data.

Judicial Department

The Judicial Department is responsible for scheduling, monitoring, and reviewing all informal conferences and contested workers' compensation cases. The department's work is divided between three adjudication processes: Informal Conferences, Hearings, and Appeals. During FY18, the department processed over 37,000 pleadings, motions, appeals, and mediation documents.

Scheduling single Commissioner's hearings and Informal Conferences is one of the core functions of the Judicial Department. This involves coordinating with state agencies, local governments, and educational institutions for the use of over 100 different locations in their facility. During FY18, the department added six new sites to the list and solidified the alliance with S.C. Vocational Rehabilitation for the Commission to use several of their facilities across the state.

Hearings & Other Case Related Activity

- Informal Conferences cases assigned decreased by 223 or 4.8% (FY18-4,398; FY17-4,621); Informal Conferences conducted decreased by 29 or .97% (FY18-2,972; FY17-3,001).
- Cases docketed for single commissioner hearings decreased 174 or 1.66% (FY18-10,284; FY17-10,458)
- Hearings conducted by a commissioner decreased 285 or .24% (FY18-899; FY17-1,184)
- Settlements decrease by 109 or .96% (FY18- 11,287; FY17-11,396).
- Commissioners approved 8,706 attorney fee petitions; issued 5,653 Administrative Orders; conducted 1,709 clincher conferences; approved 1,200 relief of counsel motions, and conducted 361 pre-hearing conferences.

Full Commission Appellate Activity

- There were 274 single commissioner cases appealed to the Full Commission, a decrease of 14.9% from FY17.
- The Full Commission Appellate Panel heard 131 cases, a decrease of 13.3% from FY17.
- Of the cases heard by the Appellate Panel, 44 were appealed to a higher court, a decrease of 30.2% from FY17.

Mediations

In 2013, the Commission approved regulations to implement a requirement for mandatory mediations in certain cases. During FY18 eight hundred thirty three (833) mediation outcomes were reported to the Commission via filing of the Form 70. Six hundred thirty one (631) mediations were resolved, 246 failed to be resolved, and 6 remained with issues pending. Fourteen (14) mediations occurred as a result of an Order by a Commissioner.

Workers' Compensation Insurance Premiums

During 2018, \$1.1 billion of workers' compensation insurance premiums were paid for commercial, self-insurance and State Accident Fund coverage. The commercial market has a 70% share, the Self-Insurance market has a 23% market share and the State Accident Fund has approximately 7% of the market share. The Department of Insurance reported \$19.5 million of workers' compensation insurance tax premium paid to the State General Fund for FY 2018.

System Medical Costs

- Medical and compensation - \$934.6 million (FY17 - 901.5 million)
- Medical expenses totaled \$352.7 million (FY17 - \$349.2 million)
- Compensation totaled \$582.1 million (FY17 - \$552 million)

Average Cost Per Claim

- Total = \$13,984 per claim. (FY17-\$14,073)
- Medical = \$5,276 per claim. (FY17-\$5,452)
- Compensation = \$8,708 per claim. (FY17-\$8,621)

State of South Carolina

1333 Main Street, 5th Floor
P.O. Box 1715
Columbia, S.C. 29202-1715



TEL: (803) 737-5700
www.wcc.sc.gov

Workers' Compensation Commission

MEMORANDUM

TO: COMMISSIONERS

FROM: Gary Cannon
Executive Director

DATE: October 22, 2018

RE: FINANCIAL REPORT - Period ending September 30, 2018

Attached is the Budget vs. Actual Report for the General Fund and Earmarked Fund for the one month period ending September 30, 2018. The benchmark for this period is 25%.

The expenditures are on pages 1-10 of the "Budget vs. Actual Report FY 2018. The General Fund (10010000) total expenditure is 24% of budget. Details are on pages 1-2. The Earmarked Fund (38440000) total expenditure is 15% of budget. Details are on pages 3-7

The total Commitments (Purchase Orders) total \$465,430 found on page 3 of 3 behind the Budget vs. Actual report.

As reflected on the Earmarked Fund Revenues page located behind the Commitments report, we have received 31% of budgeted operating revenues and 52% of budgeted Self-Insurance Tax funds.

South Carolina Workers' Compensation Commission
Budget vs. Actual Report
FY 2019 As of 9/30/2018
25% of year elapsed

Fund 10010000 - GENERAL FUND

Administration

Commitment Item	Commitment Item Description	Current Budget	YTD Expenditures	% Used	Commitments	Remaining Balance
501015	DIRECTOR	102,129	25,532	25%		76,597
501058	CLASSIFIED POS	47,092				47,092
512001	OTHER OPERATING	75,000				
5050010000	IN ST-MEALS-NON-REP		178			
5050020000	IN ST-LODGING		1,848			
5050041000	HR-IN ST-AUTO MILES		1,008			
	Total OTHER OPERATING:	75,000	3,034	4%	0	71,966
	Total Administration:	224,221	28,566	13%	0	195,655

Claims

Commitment Item	Commitment Item Description	Current Budget	YTD Expenditures	% Used	Commitments	Remaining Balance
501058	CLASSIFIED POS	77,223	19,746	26%		57,477
	Total Claims:	77,223	19,746	26%		57,477

Commissioners

Commitment Item	Commitment Item Description	Current Budget	YTD Expenditures	% Used	Commitments	Remaining Balance
501026	CHAIRMAN	125,208	30,038	24%		95,170
501033	COMMISSIONER	720,918	181,493	25%		539,425
501050	TAXABLE SUBS		7,994		0	-7,994
501058	CLASSIFIED POS	305,528	84,126	28%		221,402
501070	OTH PERS SVC	8,309	8,309	100%		0
	Total Commissioners:	1,159,963	311,961	27%	0	848,002

Insurance & Medical

Commitment Item	Commitment Item Description	Current Budget	YTD Expenditures	% Used	Commitments	Remaining Balance
501058	CLASSIFIED POS	26,632	7,500	28%		19,132
	Total Insurance & Medical:	26,632	7,500	28%		19,132

South Carolina Workers' Compensation Commission
Budget vs. Actual Report
FY 2019 As of 9/30/2018
25% of year elapsed

Fund 10010000 - GENERAL FUND

Judicial

Commitment Item	Commitment Item Description	Current Budget	YTD Expenditures	% Used	Commitments	Remaining Balance
501058	CLASSIFIED POS	29,267				29,267
Total Judicial:		29,267				29,267

Employer Contributions

Commitment Item	Commitment Item Description	Current Budget	YTD Expenditures	% Used	Commitments	Remaining Balance
513000	EMPLOYER CONTRIB	599,001	132,258	22%		466,743
Total Employer Contributions:		599,001	132,258	22%		466,743
Total GENERAL FUND:		2,116,307	500,031	24%	0	1,616,276

South Carolina Workers' Compensation Commission
Budget vs. Actual Report
FY 2019 As of 9/30/2018
25% of year elapsed

Fund 38440000 - EARMARKED FUND

Administration

Commitment Item	Commitment Item Description	Current Budget	YTD Expenditures	% Used	Commitments	Remaining Balance
501058	CLASSIFIED POS	791,985	37,485	5%		754,500
501070	OTH PERS SVC	41,000				41,000
512001	OTHER OPERATING	2,625,713				
5020030000	PRINT / BIND / ADV		4,640		6,330	
5020080000	FREIGHT EXPRESS DELV		135			
5020120000	CELLULAR PHONE SVCS				442	
5021020000	ATTORNEY FEES		-1,100			
5021329000	BUILDING RENOVATION		4,800			
5021410000	EDUC & TRNG-STATE		293			
5021469302	CARPENTRY (SERVICES)		767			
5021479208	LOCKSMITH SERVICES		254			
5021530000	CATERED MEALS		2,468		240	
5021540000	NON-IT OTHER PRO SRV				1,334	
5024990000	OTH CNT-NON-IT & REA		1,066			
5030010000	OFFICE SUPPLIES		2,237		3,773	
5030010004	SUBSCRIPTIONS		1,296			
5030030000	PRINTED ITEMS		69			
5030067101	PRGM LIC - APP SUPP		7,459			
5030067170	EQUIP&SUPP- PRINT EU		1,909			
5030070000	POSTAGE		8,300		38,880	
5031029000	BLDG RENOVATION SUPP		5,022			
5031469309	PLUMBING SUPPLIES		270			
5033090000	EMPLOYEE RECOG AWARD		926		551	
5040057000	IT- RENTAL-CONT RENT		113		1,023	
5040060000	RENT-NON ST OWN PROP		99,965		137,061	
5040490000	RENT-OTHER		4,635		8,586	
5050010000	IN ST-MEALS-NON-REP		56		57	
5050020000	IN ST-LODGING		178		178	
5050040000	IN ST-AUTO MILEAGE		25			
5050041000	HR-IN ST-AUTO MILES				217	
5050070000	IN ST-REGISTR FEES		549			
5050510000	OUT ST-MEALS-NON-REP		32			

South Carolina Workers' Compensation Commission
Budget vs. Actual Report
FY 2019 As of 9/30/2018
25% of year elapsed

Fund 38440000 - EARMARKED FUND

5050570000	OUT ST-REGISTR FEES		218			
5051540000	LEASED CAR-ST OWNED		10,363			
5060325000	Other Eq Acq (MA)				10,054	
Total OTHER OPERATING:		2,625,713	156,942	6%	208,727	2,260,043
Total Administration:		3,458,698	194,427	6%	208,727	3,055,543

Inform. services

Commitment Item	Commitment Item Description	Current Budget	YTD Expenditures	% Used	Commitments	Remaining Balance
501058	CLASSIFIED POS		84,493			-84,493
5020040000	MICROFILM PROCESSING				13,647	
5020077100	SERVICES- APP SUP		168,725		1,904,047	
5020077110	SERVICES- DATA NET		250		2,970	
5020077220	SERVICES- VOICENET		5,851		15,120	
5020077240	DP SERVICES – STATE		44,952			
5020080000	FREIGHT EXPRESS DELV				1	
5020120000	CELLULAR PHONE SVCS		4,849		16,753	
5021469316	SECURITY ALARM SRVC		2,484		1,692	
5030010000	OFFICE SUPPLIES		56		3,539	
5030010004	SUBSCRIPTIONS		225			
5030067170	EQUIP&SUPP- PRINT EU		0		6,045	
5030090000	COMMUNICATION SUPP				492	
5040057000	IT- RENTAL-CONT RENT		553		4,710	
5041010000	DUES & MEMBER FEES		100			
5050070000	IN ST-REGISTR FEES		118			
5050510000	OUT ST-MEALS-NON-REP		23			
5050570000	OUT ST-REGISTR FEES		872			
Total OTHER OPERATING:			229,058		1,969,016	-2,198,074
Total Inform. services:			313,551		1,969,016	-2,282,567

South Carolina Workers' Compensation Commission
Budget vs. Actual Report
FY 2019 As of 9/30/2018
25% of year elapsed

Fund 38440000 - EARMARKED FUND

Claims

Commitment Item	Commitment Item Description	Current Budget	YTD Expenditures	% Used	Commitments	Remaining Balance
501058	CLASSIFIED POS	280,850	65,886	23%		214,964
501070	OTH PERS SVC		3,064			-3,064
512001	OTHER OPERATING	19,700				
5020080000	FREIGHT EXPRESS DELV				86	
5020120000	CELLULAR PHONE SVCS				76	
5030010000	OFFICE SUPPLIES		39		345	
5030030000	PRINTED ITEMS		27			
	Total OTHER OPERATING:	19,700	66	0%	507	19,127
Total Claims:		300,550	69,016	23%	507	231,027

Commissioners

Commitment Item	Commitment Item Description	Current Budget	YTD Expenditures	% Used	Commitments	Remaining Balance
501050	TAXABLE SUBS	70,000	5,436	8%	0	64,564
512001	OTHER OPERATING	230,700				
5020080000	FREIGHT EXPRESS DELV		25			
5020120000	CELLULAR PHONE SVCS				1,134	
5021010000	LEGAL SERVICES		26,954			
5021410000	EDUC & TRNG-STATE		75			
5021540000	NON-IT OTHER PRO SRV		105		3,067	
5021540001	PROF SRV-LANG INTER		252			
5030010000	OFFICE SUPPLIES				376	
5050010000	IN ST-MEALS-NON-REP		174			
5050020000	IN ST-LODGING		2,588			
5050041000	HR-IN ST-AUTO MILES		6,729			
5050060000	IN ST-MISC TR EXP		48			
5050080000	IN ST-SUBSIST ALLOW		387			
5050510000	OUT ST-MEALS-NON-REP		129			
5050570000	OUT ST-REGISTR FEES		666			
	Total OTHER OPERATING:	230,700	38,132	17%	4,578	187,990
Total Commissioners:		300,700	43,568	14%	4,578	252,554

South Carolina Workers' Compensation Commission
Budget vs. Actual Report
FY 2019 As of 9/30/2018
25% of year elapsed

Fund 38440000 - EARMARKED FUND

Information Services FY18

Commitment Item	Commitment Item Description	Current Budget	YTD Expenditures	% Used	Commitments	Remaining Balance
561000	Special Item	1,400,000			19	1,399,981
Total Information Services FY18:		1,400,000			19	1,399,981

Insurance & Medical

Commitment Item	Commitment Item Description	Current Budget	YTD Expenditures	% Used	Commitments	Remaining Balance
501058	CLASSIFIED POS	459,463	110,328	24%		349,135
501070	OTH PERS SVC	22,881	580	3%		22,301
512001	OTHER OPERATING	54,500				
5020080000	FREIGHT EXPRESS DELV				86	
5020120000	CELLULAR PHONE SVCS				54	
5021540000	NON-IT OTHER PRO SRV		5,180		16,250	
5024990000	OTH CNT-NON-IT & REA		420			
5030010000	OFFICE SUPPLIES		73		300	
5030010004	SUBSCRIPTIONS		203		462	
Total OTHER OPERATING:		54,500	5,876	11%	17,150	31,474
Total Insurance & Medical:		536,844	116,783	22%	17,150	402,910

South Carolina Workers' Compensation Commission
Budget vs. Actual Report
FY 2019 As of 9/30/2018
25% of year elapsed

Fund 38440000 - EARMARKED FUND

Judicial

Commitment Item	Commitment Item Description	Current Budget	YTD Expenditures	% Used	Commitments	Remaining Balance
501058	CLASSIFIED POS	302,294	106,322	35%		195,972
501070	OTH PERS SVC		10,516			-10,516
512001	OTHER OPERATING	12,800				
5020010000	OFFICE EQUIP SERVICE				1,053	
5020080000	FREIGHT EXPRESS DELV				86	
5020120000	CELLULAR PHONE SVCS				75	
5021010000	LEGAL SERVICES		433			
5030010000	OFFICE SUPPLIES		311		336	
5050010000	IN ST-MEALS-NON-REP		63		38	
5050020000	IN ST-LODGING		225		93	
5051520000	REPORTABLE MEALS		338		78	
	Total OTHER OPERATING:	12,800	1,370	11%	1,758	9,672
	Total Judicial:	315,094	118,207	38%	1,758	195,128

Employer Contributions

Commitment Item	Commitment Item Description	Current Budget	YTD Expenditures	% Used	Commitments	Remaining Balance
513000	EMPLOYER CONTRIB	695,959	196,119	28%	1,557	498,283
	Total Employer Contributions:	695,959	196,119	28%	1,557	498,283
	Total EARMARKED FUND:	7,007,845	1,051,673	15%	2,203,313	3,752,859

South Carolina Workers' Compensation Commission
Commitments
FY 2019 As of 7/31/2018

Fund 38440000 - EARMARKED FUND

Administration

Commitment Item	Commitment Item Description	Vendor	Commitment
5020030000	PRINT / BIND / ADV	PINE PRESS PRINTING	6,550
5020080000	FREIGHT EXPRESS DELV	FEDEX	13
5020120000	CELLULAR PHONE SVCS	VERIZON WIRELESS	442
5021469302	CARPENTRY (SERVICES)	ALBANY ROAD - 1333 MAIN LLC	820
5021479208	LOCKSMITH SERVICES	ALBANY ROAD - 1333 MAIN LLC	272
5021540000	NON-IT OTHER PRO SRV	1-800-GOT-JUNK?	1,334
5030010000	OFFICE SUPPLIES	NEOPOST USA INC	1,073
5030070000	POSTAGE	NEOFUNDS BY NEOPOST	1,620
5030070000	POSTAGE	US POSTAL SERVICE	47,520
5031469309	PLUMBING SUPPLIES	ALBANY ROAD - 1333 MAIN LLC	289
5033090000	EMPLOYEE RECOG AWARD	LITTLE PIGS BARBECUE	551
5040057000	IT- RENTAL-CONT RENT	XEROX CORPORATION	1,023
5040060000	RENT-NON ST OWN PROP	ALBANY ROAD - 1333 MAIN LLC	244,024
5040490000	RENT-OTHER	PARKSIMPLE LLC	11,448
5060325000	Other Eq Acq (MA)	NEOPOST USA INC	10,054
Total Administration:			327,034

Inform. services

Commitment Item	Commitment Item Description	Vendor	Commitment
5020040000	MICROFILM PROCESSING	PALMETTO MICROFILM SYSTEMS INC	13,647
5020077100	SERVICES- APP SUP	BIS DIGITAL, INC.	842
5020077100	SERVICES- APP SUP	TAPFIN PROCESS SOLUTIONS	29,966
5020077110	SERVICES- DATA NET	MCWATERS INC	3,240
5020077220	SERVICES- VOICENET	NWN CORPORATION	21,600
5020080000	FREIGHT EXPRESS DELV	FEDEX	1
5020120000	CELLULAR PHONE SVCS	VERIZON WIRELESS	22,172
5021469316	SECURITY ALARM SRVC	SONITROL SECURITY SYSTEMS	3,630
5030010000	OFFICE SUPPLIES	FORMS & SUPPLY INC	426
5030010000	OFFICE SUPPLIES	STAPLES BUSINESS ADVANTAGE	3,170
5030067170	EQUIP&SUPP- PRINT EU	FORMS & SUPPLY INC	7,954

Any items with vendor "Not assigned" are pending financial adjustments. Any commitment on the Budget vs. Actual Report that is missing from this list is a travel commitment.

South Carolina Workers' Compensation Commission

Commitments

FY 2019 As of 7/31/2018

Fund 38440000 - EARMARKED FUND

5030067170	EQUIP&SUPP- PRINT EU	XEROX	113
5030090000	COMMUNICATION SUPP	VERIZON WIRELESS	492
5040057000	IT- RENTAL-CONT RENT	XEROX	3,416
5040057000	IT- RENTAL-CONT RENT	XEROX CORPORATION	1,847
Total Inform. services:			112,516

Claims

Commitment Item	Commitment Item Description	Vendor	Commitment
5020080000	FREIGHT EXPRESS DELV	FEDEX	86
5020120000	CELLULAR PHONE SVCS	VERIZON WIRELESS	76
5030010000	OFFICE SUPPLIES	FORMS & SUPPLY INC	345
Total Claims:			507

Commissioners

Commitment Item	Commitment Item Description	Vendor	Commitment
5020120000	CELLULAR PHONE SVCS	VERIZON WIRELESS	1,134
5021540000	NON-IT OTHER PRO SRV	NICHOLAS ANTONIO GUNTER	869
5021540000	NON-IT OTHER PRO SRV	RICHLAND COUNTY SHERIFFS DEPT	950
5030010000	OFFICE SUPPLIES	FORMS & SUPPLY INC	376
Total Commissioners:			3,330

Information Services FY18

Commitment Item	Commitment Item Description	Vendor	Commitment
5030067130	EQUIP&SUPP- EUC	HP INC	19
Total Information Services FY18:			19

Insurance & Medical

Commitment Item	Commitment Item Description	Vendor	Commitment
5020080000	FREIGHT EXPRESS DELV	FEDEX	86
5020120000	CELLULAR PHONE SVCS	VERIZON WIRELESS	54

Any items with vendor "Not assigned" are pending financial adjustments. Any commitment on the Budget vs. Actual Report that is missing from this list is a travel commitment.

**South Carolina Workers' Compensation Commission
Commitments
FY 2019 As of 7/31/2018**

Fund 38440000 - EARMARKED FUND

5021540000	NON-IT OTHER PRO SRV	A WOMANS TOUCH LLC	497
5021540000	NON-IT OTHER PRO SRV	BNG PROCESS SERVICE	2,106
5021540000	NON-IT OTHER PRO SRV	J & J INVESTIGATIONS LLC	1,458
5021540000	NON-IT OTHER PRO SRV	MILLIGAN & ASSOCIATES	154
5021540000	NON-IT OTHER PRO SRV	NTHRIVE INC	10,380
5021540000	NON-IT OTHER PRO SRV	TPT INVESTIGATIONS LLC	400
5021540000	NON-IT OTHER PRO SRV	UPSTATE LEGAL SUPPORT SERVICES L	2,862
5021540000	NON-IT OTHER PRO SRV	WHITESSELL INVESTIGATIVE SERVICES	2,057
5030010000	OFFICE SUPPLIES	FORMS & SUPPLY INC	373
Total Insurance & Medical:			20,426

Judicial

Commitment Item	Commitment Item Description	Vendor	Commitment
5020010000	OFFICE EQUIP SERVICE	AMERICAN TIME DATA INC	1,053
5020080000	FREIGHT EXPRESS DELV	FEDEX	86
5020120000	CELLULAR PHONE SVCS	VERIZON WIRELESS	75
5030010000	OFFICE SUPPLIES	FORMS & SUPPLY INC	384
Total Judicial:			1,598

Total EARMARKED FUND: 465,430

**SC Workers' Compensation Commission
BALANCE SHEET**

**EARMARKED FUND
FY 2018-2019
Period Ending: September 30, 2018**

	Budget	YTD	% of budget
Total Revenues	\$ 1,914,752	\$ 592,037	31%
Self-Insurance Tax	\$ 2,500,000	\$ 1,311,718	52%
Total Revenues	<u>\$ 4,414,752</u>	<u>\$ 1,903,755</u>	43%
Total Expenditures	<u>\$ 7,007,845</u>	<u>\$ 1,051,673</u>	15%
Total Commitments		<u>\$ 465,430</u>	
Net Income/Expenditures		<u><u>\$ 386,652</u></u>	