

A G E N D A

SOUTH CAROLINA WORKERS' COMPENSATION COMMISSION

1333 Main Street, 5th Floor
Columbia, South Carolina 29201

June 17, 2019 – 10:30 a.m.

Commission Hearing Room A

This meeting agenda was posted prior to the meeting and proper advance notice was made to all concerned parties in compliance with requirements in the Freedom of Information Act.

- | | |
|---|---|
| 1. CALL TO ORDER | <i>CHAIRMAN BECK</i> |
| 2. APPROVAL OF AGENDA OF BUSINESS MEETING
OF JUNE 17, 2019 | <i>CHAIRMAN BECK</i> |
| 3. APPROVAL OF MINUTES OF THE BUSINESS MEETING
OF MAY 20, 2019 (Tab 1) | <i>CHAIRMAN BECK</i> |
| 4. GENERAL ANNOUNCEMENTS | <i>MR. CANNON</i> |
| 5. APPLICATIONS FOR APPROVAL TO SELF-INSURE (Tab 2) | <i>MR. BERTHELETTE</i> |
| 6. DEPARTMENT DIRECTORS' REPORTS
Human Resources (Tab 3)
Information Services (Tab 4)
Insurance and Medical Services (Tab 5)
Claims (Tab 6)
Judicial (Tab 7) | <i>MS. STUART
MS. SPRANG
MR. DUCOTE
MS. SPANN
MS. BRACY</i> |
| 7. Vocational Rehabilitation (Tab 8) | <i>MS. DRAWDY</i> |
| 8. EXECUTIVE DIRECTOR'S REPORT (Tab 9)
Administration – Financial Report (Tab 10) | <i>MR. CANNON
Mr. Cannon</i> |
| 9. OLD BUSINESS | <i>CHAIRMAN BECK</i> |
| 10. NEW BUSINESS | <i>CHAIRMAN BECK</i> |
| 11. ADJOURNMENT | <i>CHAIRMAN BECK</i> |

Table of Contents

1	Approval of Minutes of the Business Meeting of May 20, 2019
2	Self-Insurance
3	Human Resources
4	Information Services
5	Insurance and Medical Services
6	Claims
7	Judicial
8	Vocational Rehabilitation
9	Executive Director's Report
10	Financial Report

THE
SOUTH CAROLINA WORKERS'
COMPENSATION COMMISSION
BUSINESS MEETING
May 20, 2019

A Business Meeting of the South Carolina Workers' Compensation Commission was held in Hearing Room A of the Workers' Compensation Commission on Monday, May 20, 2019, at 10:30 a.m. The meeting agenda was posted prior to the meeting and proper advance notice was made to all concerned parties in compliance with requirements in the Freedom of Information Act. The following Commissioners were present:

T. SCOTT BECK, CHAIRMAN
SUSAN S. BARDEN, VICE CHAIR
R. MICHAEL CAMPBELL, II, COMMISSIONER
MELODY L. JAMES, COMMISSIONER
GENE MCCASKILL, COMMISSIONER
AISHA TAYLOR, COMMISSIONER
AVERY B. WILKERSON, JR., COMMISSIONER

Present also were: Gary Cannon, Executive Director; Bryan Berthelette, Self-Insurance Director; Alexa Stuart, Human Resource Manager; Amy Bracy, Judicial Director; Keith Roberts, General Counsel; David Durant, Attorney; Wayne Ducote; Insurance & Medical Services Director and Loretta Dykes, Fiscal Technician; Ivey Dowdy, Vocational Rehabilitation, Brittany Melvin, Brittany Bonnett, Jeanette Gray, Geneary Cole and Debbie Beckman from the Claims Department, were present. Kris Pluss from the Program Management Office and Bonnie Anzelmo; Injured Workers Association were also present.

Chairman Beck called the meeting to order at 10:32 a.m.

AGENDA

Commissioner Barden moved that the agenda be approved. Commissioner McCaskill seconded the motion, and the motion was approved.

APPROVAL OF MINUTES – BUSINESS MEETING OF MAY 20, 2019

Commissioner Barden moved that the minutes of the Business Meeting of May 20, 2019, be approved. Commissioner Taylor seconded the motion, and the motion was approved.

GENERAL ANNOUNCEMENTS

Mr. Cannon reminded the Commissioners that immediately following the meeting, the staff would participate in an all employee luncheon and the employee of the year would be announced.

APPLICATIONS FOR APPROVAL TO SELF-INSURE

Self-insurance applications were presented by Bryan Berthelette, Self-Insurance Director. **Eleven (11)** prospective members of **Two (2)** funds was presented to the Commission for approval. The applications were:

SC School Board Insurance Trust

Anderson Institute of Technology

South Carolina Home Builders SIF

Branham Home Repair LLC
Clean Kut Yard and Cleaning Care
Ducksback, Inc.
Florence Mobile Home Services LLC
Good as New Clean Ups LLC
MB Construction
Michael Ussery Tile
Mike's Cabinet Shop, Inc.
Salt Marsh Contracting
The Arnold Corp

After examination of the applications, it was determined that each complied with the Commission's requirements and each was recommended for approval. Commissioner Wilkerson made the motion to approve the applications to self-insure, and Commissioner Barden seconded the motion. The motion was unanimously approved.

Mr. Berthelette also presented a motion for Colonial Group, Inc., to Self-Insure. Mr. Berthelette recommended Colonial Group Inc., be granted the privilege self-insuring its workers' compensation liabilities with three (3) contingencies. Commissioner Wilkerson made a motion to approve and Commissioner Barden seconded the motion. The motion was approved unanimously by the Commission.

Commission Taylor wanted to note for the Commission that Commissioner James, Commissioner McCaskill and herself attended the SC Workers' Advocacy conference and Mr. Berthelette was asked to join the panel without preparations and did an excellent job.

DEPARTMENT DIRECTORS' REPORTS

The Department Directors presented their reports which were also submitted to the Commission in written form.

Human Resources

Ms. Stuart presented the Human Resources report. Ms. Stuart pointed out the following highlights from the report:

- In April we had 53 full-time employees and 1 part-time employee and 1 retirement.
- Director of Self-Insurance position posted and was filled internally in May.
- Ms. Stuart performed 5 transactions related to benefits which is 19 less transactions than last month.
- Planned Annual Employee Appreciation Event (event will be held after meeting).
- Ms. Stuart attended 2 meetings. One was the Annual EEOC Forum and the second was the SHRM Labor and Employment Legal Workshop. Ms. Stuart indicated the information was extremely helpful.

- Sixteen (16) “All Agency” emails on various topics.
- Four (4) SCEIS time related transactions were completed.
- Ms. Stuart completed 2 payroll related transactions.
- Completed 127 administrative transactions.
- Processed/approved 9 travel expense reports.
- Notified CBRE of 7 building issues which is 4 more than last month.
- Only 4 parking access related issues which is 28 less than last month,

Information Technology Department

Ms. Sprang presented the Information Services Department’s report Ms. Sprang pointed out the following highlights from the report.

- Ms. Sprang introduced Kris Pluss from the Program Management Office Mr. Pluss will help improve operations between our agency and DTO.
- EDI- All the deadlines are being met for the October 2019 go live. All the standards have been published.
- Progress- In the next month, we will be converting our production environment to a virtual environment and doing the last thing with the system before we shut it down.
- Reporting and Standardization- Not much new. The IT Department is continuing to map reports for the new system.
- Rest of work- Trying to get internal uses to minimize their requests, due to IT staff is working hard to help implement the new system.
- System Support- Have selected Track it to be the new help desk solution. Our stakeholders will be able to click on a “help” button when they log in and that will automatically create a ticket in our workflow system. Example: if someone has a claims questions, they system will route that question to the person who is handling that claim.
- OnBase- Working with KeyMark to integrate all our information from OnBase . DTO stores all our megadata for us and we have to pay them to store it. Now we have to pay them to get it back, therefore we are working on a system that will allow us to store all of it. There may be some weekend work included, but it will be better on us financially.
- Legacy Modernization- We have completed 16 Sprints. We are still in the EDI transactions, the data testing and migration. It’s a big part of the EDI to get the data and through the sequencing.
- We have several purchases that are pending. One is with the fiscal affairs authority; they took procurement from the Department of Administration. There are several purchases that Ms. Sprang is working through the details. Finalized a product by the name of Emerald. Emerald is something we will be building all of our requirements into. Basically, is one the key components for our new system.

Insurance and Medical Services Department

Mr. Ducote presented the Insurance and Medical Services Department’s report. Mr. Ducote pointed out the following highlights from the report:

- In April, the Compliance Division compelled 71 employers to come into compliance with the Act and collected over 240,900 in non-compliance penalties. As a result of the efforts 604 more employees are now covered.
- Mr. Ducote wanted to give accolades to the agency compliance team. Mr. Ducote states they have been working hard to get employers on the phone, educate them, and bring them into compliance.
- For the past 5 months, all carriers on the Rule to Show Cause docket resolved their outstanding fines.
- In April there were 22 carriers resolved their issues, resulting in \$15,000 in fine resolutions.
- Coverage collected over \$20,000, in fines, 2,100 new claims were established.
- The Self- Insurance Division collected over \$329,000 in self-insurance tax. Trending at about 97% of last year's fiscal year.

Chairman Beck had some questions about the trending numbers for Compliance. Mr. Ducote was asked to follow up with the Commissioners after the meeting.

Claims Department

Ms. Spann presented the Claims Department's report. Ms. Spann reported the following for the month of April;

- Claims processed over 583 less than the previous month. This included 2,300 closed files and reviewed 2,900 files. Both of those numbers are down due to 3 examiners were out in the month of April.
- Reviewed 11 carriers which resulted in reviewed 11 files, issued 0 fines and requested additional information on 1 file.
- In fine revenue Claims collected \$3,800 more than previous month \$15,00 less than last year.
- Total number of fines assessed decreased by 49 over the previous month.
- April had a decrease of 14 in the number of fines assessed for Forms 18.
- Received 214 more than the previous year Form 18s via SROI/EDI.
- Received 1803 less Form 18s via email.
- Received 171 less via USPS, than last year.
- Form 61, we received 781, approved 753.
- Received 0 Third Party Settlements and approved 0.

Ms. Spann reminded the Commission that at last month's meeting, Commissioner McCaskill requested the department managers bring their staff to the meetings. Ms. Spann introduced her staff and told the Commission gave outstanding accolades to her staff and how hard they work.

Chairman Beck indicated that this the best staff that he has worked with. Commissioner Beck also acknowledged that the Commission is aware were a lot of the foot work is being done at and thanked them for their hard work.

Judicial Department

Mr. Cannon presented the Judicial Department's report, in Ms. Bracy's absence. Mr. Cannon reported the following for the month of April:

Judicial Department

- 785 requests for Hearings
- 122 Motions
- 131 Clincher Conference requests sent to Jurisdictional Commissioners

Commissioners

- 66 Single Commissioner Hearings conducted
- 18 Pre-hearing conferences held
- 9 Full Commission Hearings conducted
- 579 Orders served at single Commissioner level

Informal Conference

- 212 Informal conferences conducted

Mediation

- 24 regulatory mediations scheduled
- 49 requested mediations
- 34 matters resolved in mediation with the receipt of Forms 70

Appeals to SC Court of Appeals

- In April the Judicial Department received 6 Notice of Intent to Appeal to the Court of Appeals and 0 to the Circuit Court.

VOCATIONAL REHABILITATION

Ms. Drawdy presented the Vocation Rehabilitation report in Ms. Drawdy's absence. Ms. Drawdy pointed out the following highlights from the report:

- 18 Letters mailed
- 1 letter returned

Chairmen Beck inquired about the big difference in Richland and Lexington County versus the other counties. Ms. Drawdy explained that her agency had suffered severe budget cuts and that they are working on getting staff trained to have one person in each office across the state.

EXECUTIVE DIRECTOR'S REPORT

Gary Cannon, Executive Director, presented his report which was also submitted to the Commission in written form. He pointed out the following highlights from the report:

- Executive Director Report highlights the meetings, activities and financial transactions from the month of March.
- We have added 5 individual emails to the Commission Distribution list.

ADMINISTRATION – FINANCIAL REPORT

Mr. Cannon reported the benchmark for period ending April 30, 2019 is 83%. The General Fund expenditure to date is 76%. The Earmarked Fund expenditure to date is 59%. The higher amount is due to ICAP, IT project has come through the budget, they have approved that, and we will be taking that money out of the Self-Insurance Tax; it is a onetime expense. Budgeted Self-Insurance Tax funds received is 188%.

OLD BUSINESS

No old business.

NEW BUSINESS

No new business.

ADJOURNMENT

Commissioner Barden made the motion to adjourn. Commissioner Campbell seconded the motion, and the motion was approved.

The May 20, 2019, meeting of the South Carolina Workers' Compensation Commission adjourned at 10:55 a.m.

Reported June 11, 2019
Amy Proveaux
Office of the Executive Director

<p style="text-align: center;">SCWCC Human Resources Monthly Report May 2019</p>
--

STAFFING

In May, the Commission had 53 FTE positions of which 52 FTE positions are filled and 1 part-time employee.

- **New Hires:** None
- **Separations:** None
- **Retirements:** One – I mentioned this in the last meeting but since her actual last day was May 3, 2019, I have included it in this report. We will not be replacing this person at this time.
- **Leaves:** None

Recruitment:

- We currently have no open positions.
- The position of Director of Self-Insurance position was filled internally in May.

BENEFITS

- I encountered 9 issues related to benefits and performed 25 transactions related to benefits which is 4 more issues than last month. Much of the benefits work had to do with communicating and coordinating the Employee Onsite Health Screening which was held on May 30th.

EMPLOYEE RELATIONS

- I met with the Executive Director about various employee related issues.
- Coordinated and set up the Annual Employee Appreciation Luncheon on May 20, 2019.
- Announced the nominees for the Employee of the Year Award. They were Brittany Melvin, Anita East, Shawnee DeBruhl, Juliet Bush, and Breanne Jolly. This year's winner was Breanne Jolly.

MEETINGS

- I attended the quarterly HR Advisory Meeting which is sponsored by the Division of State HR.

ADMINISTRATIVE

- Ten (10) "All Agency" emails on various topics such as SCEIS, training, equipment, job opportunities, benefits, fun events, and other miscellaneous items were sent. This is 6 less than last month.
- I performed 6 SCEIS time related transactions which is 2 more than last month.
- I made 5 payroll related transactions which was three less than last month.
- Payroll and time reports were run weekly.
- I had 197 administrative transactions.
- Updated

FISCAL RESPONSIBILITIES

- I processed/approved 13 travel expense reports which was 4 more than last month.

FACILITIES

- I notified CBRE of 1 building issue which is 6 less than last month.
- We changed the flooring partially by the access door nearest my office to correct the safety issue we had with the carpet.
- I am obtaining a bid on correcting the carpet in the Claims work room. There is a large bubble going through that carpet and it too is a safety hazard.
- We had 8 parking and access issues which resulted in 14 transactions and those transactions had to do primarily with access issues and not parking.

State of South Carolina

1333 Main St, Suite 500
P.O. Box 1715
Columbia, S.C. 29202-1715



Tel: (803) 737-5700
Fax: (803) 737-1258
www.wcc.sc.gov

Workers' Compensation Commission

To: Gary Cannon
SCWCC Executive Director
From: Sandee Sprang, IT Director
Date: June 11, 2019
Subject: IT Department May 2019 Full Commission Report

This report summarizes the activities and accomplishments of departmental projects and initiatives for the IT department during May 2019.

I. Systems Operations, Maintenance and Support

EDI

The IT department continues support for EDI trading partners to research and resolve EDI transaction data and image processing errors. We continue the development comprehensive test plans for all internal business functions and EDI processes including sequencing. We have been asked by the IAIABC to serve as 1 of 4 states on an XML Taskforce responsible for developing a new XML format.

Progress

The IT team and DTO successfully completed the migration of our current production server to a virtual environment. We are running all services on a single virtual instance and on June 22nd we will upgrade the database to SQL 2012. This should be the last scheduled Progress back-end operations we perform. Also, we continue to remind staff that we are no longer accepting change requests for our Progress system based on the resources required for the development of the new system. Obviously we will continue providing support and issue resolution for our standard payment, carrier linking, duplicate claim, etc... issues.

Systems Support

Jason continues to roll out the Office 2016 and Windows 10 operating system updates throughout the agency; we are 80% complete with this project so we continue to track well ahead of the Microsoft deadline of January 2020. We had several meetings with Track-It, our new HelpDesk application, to work on the design and integration plan with our new claims management system. Jason is also working on completing our annual inventory review in preparation of the IT Planning and Data Collection Report due in August.

OnBase

We are no longer accepting requests for OnBase configuration changes. Additionally, to manage the integration issues with Adobe Pro and OnBase, Sandee requested a security override to allow us to continue to use our current version of Adobe through October. We are working on a document

migration strategy to allow us to move all of our current documents from our current DTO-hosted storage environment to the new cloud environment.

II. Projects, Enhancements and Development

Legacy Modernization

The development team has completed 18 Sprints with development now focusing EDI transaction processing, data cleansing and migration. Liz and Duane, as resources, are wholly committed to data cleansing and this is proving to be a far bigger effort than was anticipated. Our Cloud procurement request was posted and will be awarded on June 14th. We are also working on the purchase of InRule, which is the rules engine application that will drive the EDI processing and ultimately builds sustainability into our new system. There are a variety of additional tasks and projects required to implement and support our new system. The work on these includes:

1. A full audit of all features to be included in the Minimal Marketable Feature (MMF) release is on-going.
2. In anticipation of training, we ran 3 network drops and installed a new wireless access point in the conference room on the 1st floor. This will allow us to conduct web-based training in this room.
3. Our 1st edition of our communication plan is under development and will be published the 1st week in July on our website.
4. Director Cannon continues to lead the building of the training program.
5. Our PCI (Payment Card Industry) compliance certification is in process.
6. We are engaging our Division of Information Security representative, Ari Teal, in the review of all security policies, and approaches.
7. Development of a complete test plan encompassing staff from each functional area in the agency is just beginning.

III. Trainings and Meetings

The IT staff attended several IAIABC conference calls regarding the design of EDI 3.1.

Bi-weekly meetings are occurring with the DTO to oversee the many small issues and service disruptions.

State of South Carolina



Workers' Compensation Commission

To: Mr. Gary Cannon
SCWCC Executive Director

From: Wayne Ducote, Jr.
IMS Director

Date: 13-Jun-19

Subj: Insurance and Medical Services Department
May 2019 Full Commission Report

Please find attached information provided to summarize the status and workflow of initiatives currently underway within the Insurance and Medical Services (IMS) Department.

In addition to the statistical data provided, please be advised of the following:

- | | |
|---------------------|--|
| Compliance Division | <ol style="list-style-type: none">1. Reviewing revenue metrics / projections.2. Working with staff to review workflow processes and additional training opportunities.3. Continuing to explore outreach opportunities with stakeholders. |
| Coverage Division | <ol style="list-style-type: none">1. Working with staff to review workflow processes and explore opportunities to enhance service provision.2. Lapse in Coverage: 74 new registrants; 0 notifications sent. |
| Medical Services | <ol style="list-style-type: none">1. Working with Medical Bill Reviewers on certification renewals. |

While this summary is in no way all-inclusive, it may serve to assist you and our Commissioners in understanding the key initiatives underway in the IMS Department and provide measures by which the Department's effectiveness can be gauged. IMS welcomes any guidance that you and/or our Commissioners can provide concerning our performance and direction.

Employer Rule to Show Cause Hearings and Compliance Activity

The Compliance Division docketed 3 new RTSC cases and 15 total RTSC cases in the month of April. And, compelled 67 South Carolina employers to come into compliance with the Act. Year to date, 65 new RTSC cases and 264 total RTSC cases have been docketed.

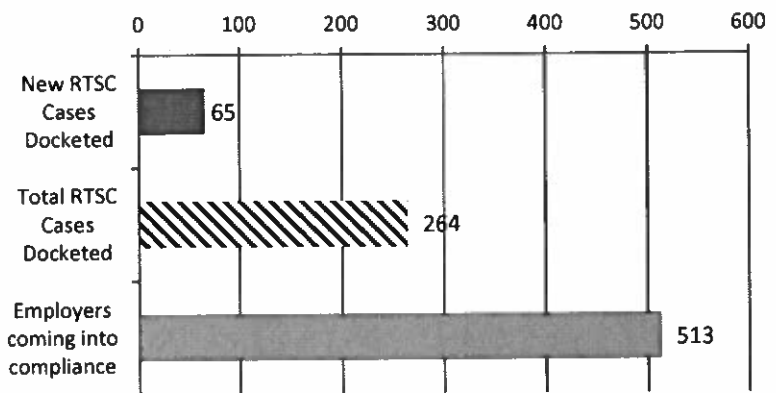
Employers Obtaining Coverage

Year to date, the Compliance Division has compelled 513 South Carolina employers to come into compliance with the Act. In so doing, approximately 4,719 previously uninsured workers are now properly covered.

Penalties Waived

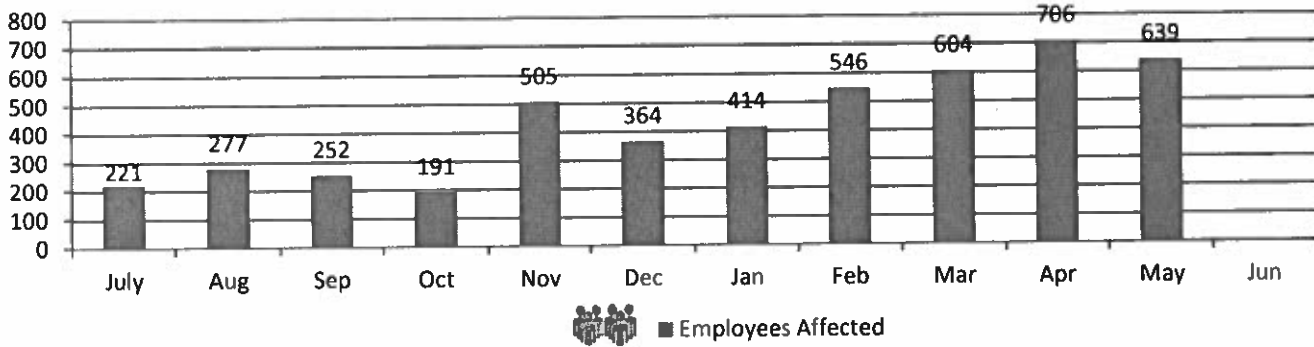
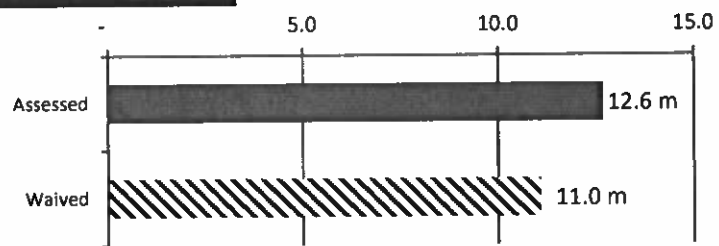
Although the Division has assessed \$12.6 m in fines this fiscal year, 87% of fines (\$11.0 m) have been waived or rescinded as employers have either obtained insurance coverage or were found not to be subject to the Act.

RTSC and Compliance Activity



Fines and Penalties

Millions

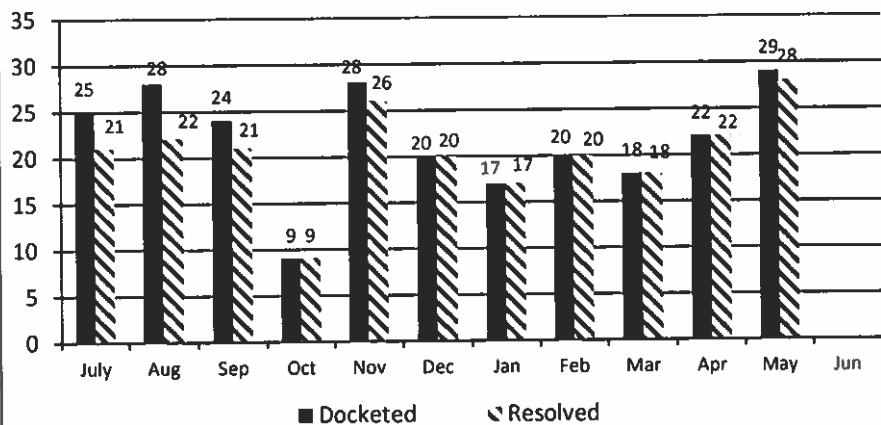


■ Employees Affected

Carrier Rule to Show Cause Hearings

The Compliance Division manages the Rule to Show Cause process involving the recovery of outstanding carrier fines and penalties. In the month of May 2019, 29 carrier RTSC cases were docketed; 28 cases for a total of \$8,589 were resolved.

Year to date, a total of 240 carrier RTSC cases have been docketed, 224 cases for a total of \$99,037 have been resolved.



■ Docketed

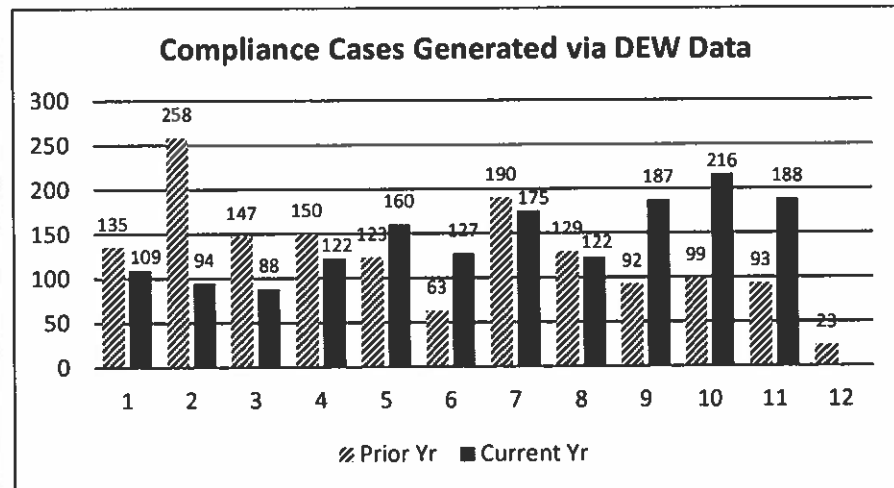
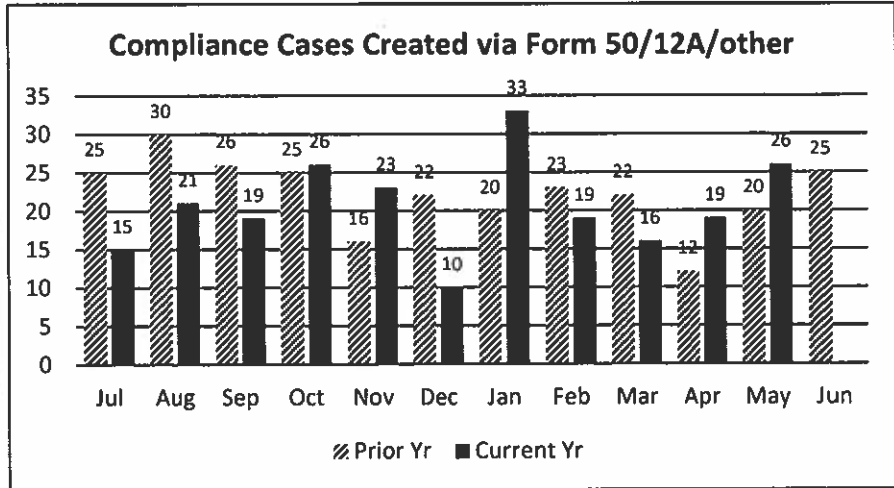
▨ Resolved

In May 2019, 26 compliance files were created from the combined filings of Form 50's, 12A's, and stakeholder reporting involving uninsured employers.

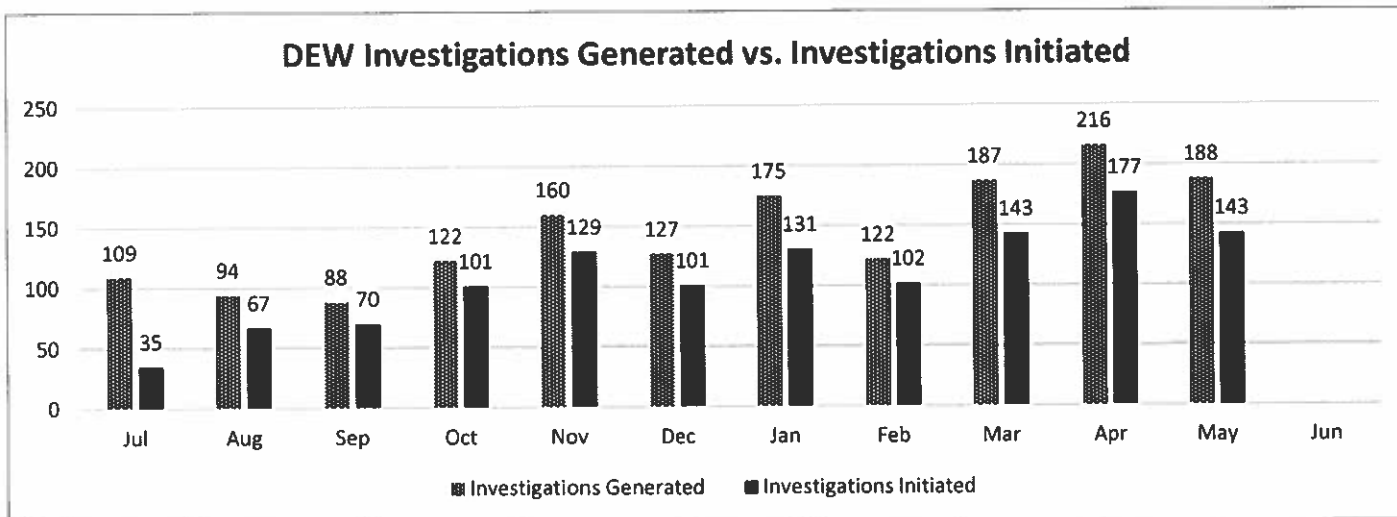
YTD vs. Prior Year total (266): 85%
 May 2019 to May 2018: 130%
 Current Yr End trend: 93% of 2018-2019
 YTD 2018-2019 v. YTD 2017-2018: 94%

In May 2019, 188 compliance files were generated from the DEW data process.

YTD vs. Prior Year total (1,502): 106%
 May 2019 to May 2018: 202%
 Current Yr End trend: 115% of 2018-2019
 YTD 2018-2019 v. YTD 2017-2018: 107%



The DEW Data Pool is determined by the total number of potential, non-compliant employers who report wages to DEW with at least 4 employees and who's FEIN does not match with any coverage records in the Commission's coverage database. The investigations generated is the number of compliance investigations generated from the pool. The investigations initiated is the number of compliance investigations initiated from those that were generated.



IMS COMPLIANCE DIVISION

Carryover Caseload:

The Compliance Division closed May 2019 with 510 cases active, compared to an active caseload of 403 at the close of May 2018.

Cases Resolved:

For the month of May 2019, Compliance Division staff closed-out 232 cases.

Compliance Fines:

In May 2019, the Compliance Division collected \$211,357 in fines and penalties. Year to Date, the Compliance Division has collected \$1,541,660 in fines and penalties.

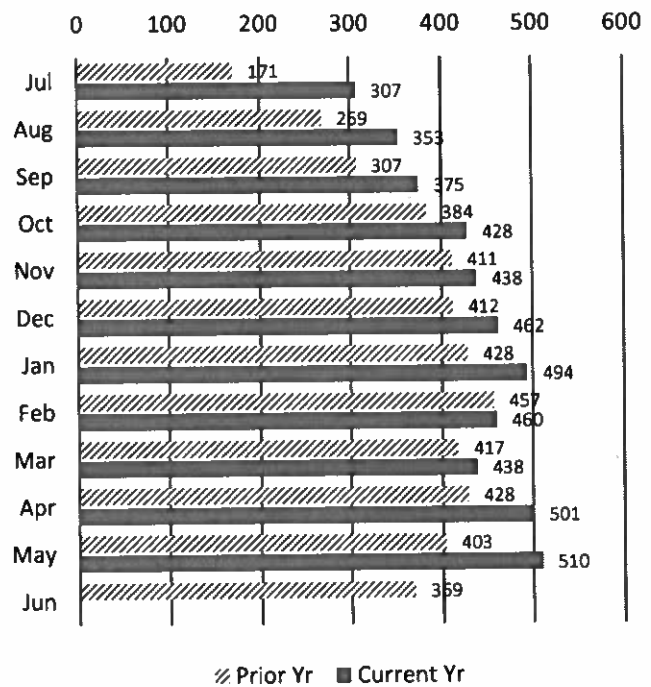
Year to Date vs Prior Year Total (\$1,507,751): 102%

May 2018 vs. May 2019: 141%

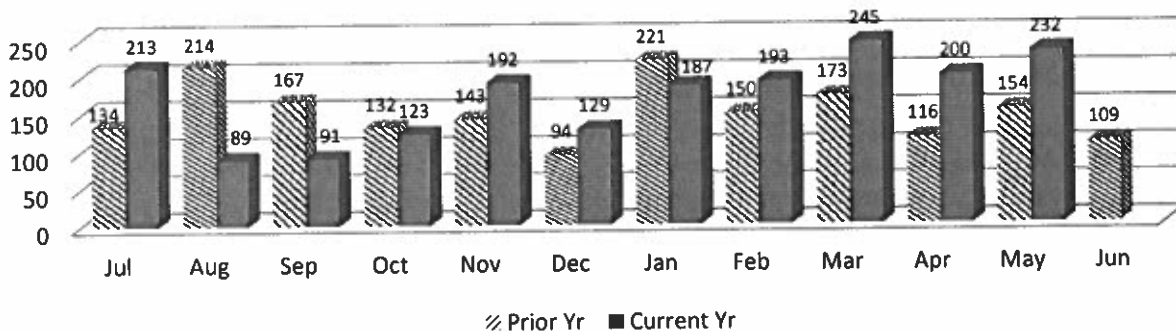
Current Year End trend is 112% of 2017-2018

YTD 2018-19 (July - May) vs YTD 2017-2018: 111%

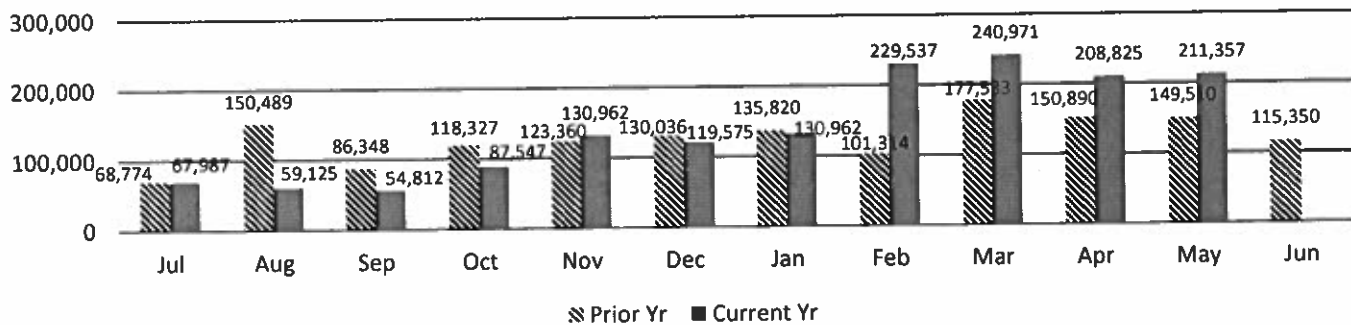
Caseload Pending v. Prior Year



Cases Resolved v. Prior Year



Compliance Fines Collected v. Prior Year

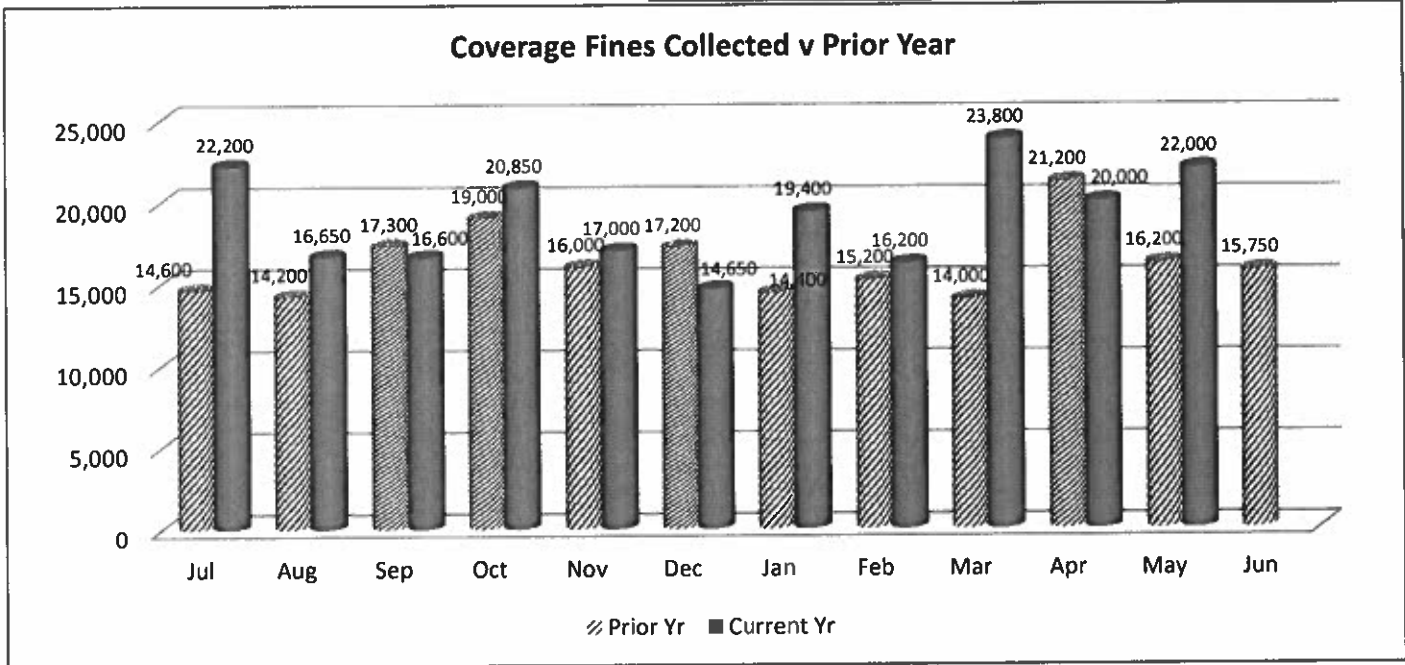
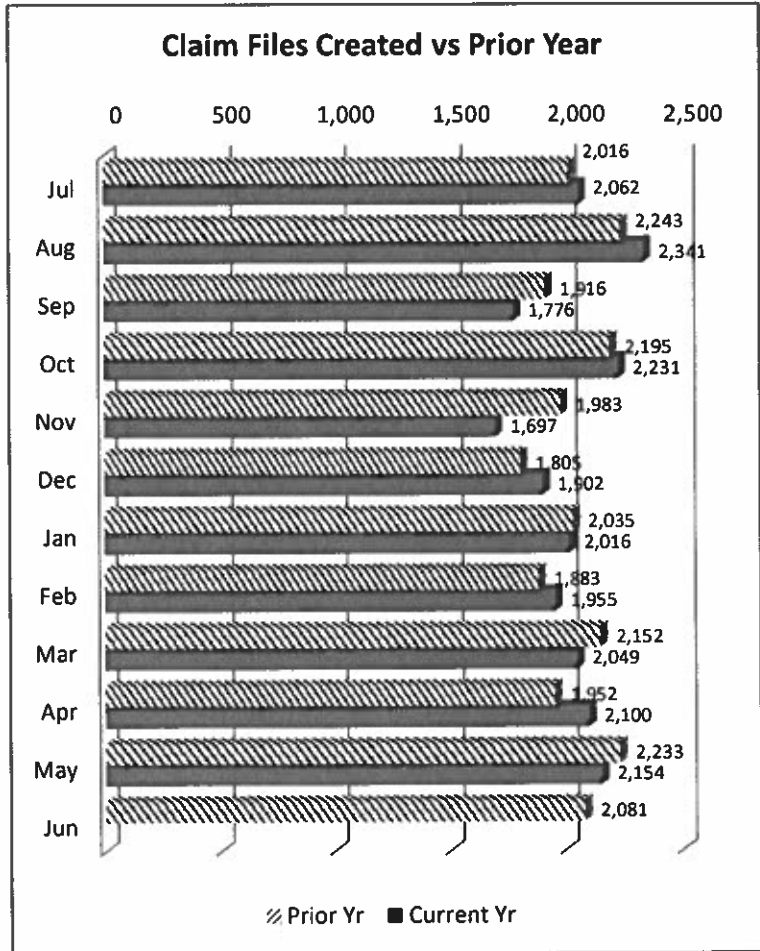


WCC Claim Files:

In May 2019, the Coverage Division received a total of 2,154 WCC Claim files. Of these, 1,887 were created through proper carrier filing of a 12A, and 267 were generated as a result of a Form 50 claim filing. Year to Date 22,283 Claim files have been created which is 91% of claim file volume prior year (24,494).

Coverage Fines:

The Coverage Division collected \$22,000 in fine revenue in May 2019, as compared to \$16,200 in Coverage fines/penalties accrued during May 2018. Year on Year, Coverage fines are at 107% of collections for prior year.



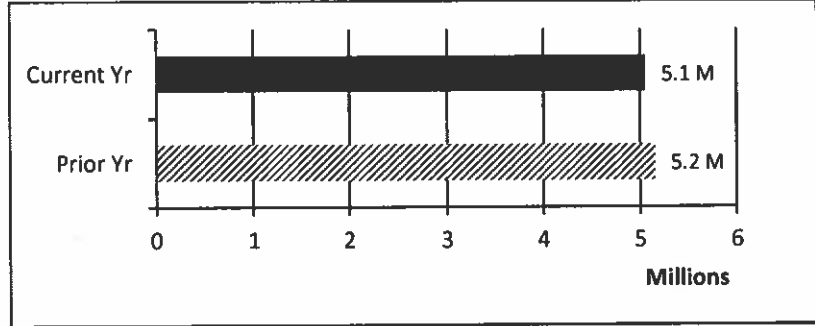
IMS SELF INSURANCE DIVISION

May 2019

During the month of May 2019, the Self Insurance Division:

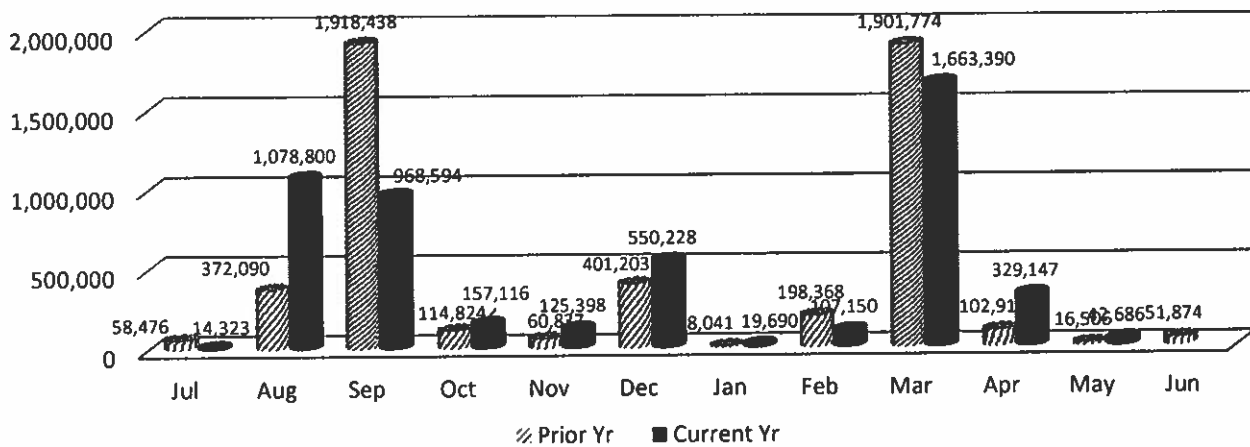
- * collected \$42,686 in self-insurance tax.
- * added 11 new self-insurers.
- * conducted 4 Self Insurance audits.

Year to Date, Self Insurance tax revenue is trending at 98% of prior year and 43 Self Insurance audits have been completed.



Self Insurance Tax Collections

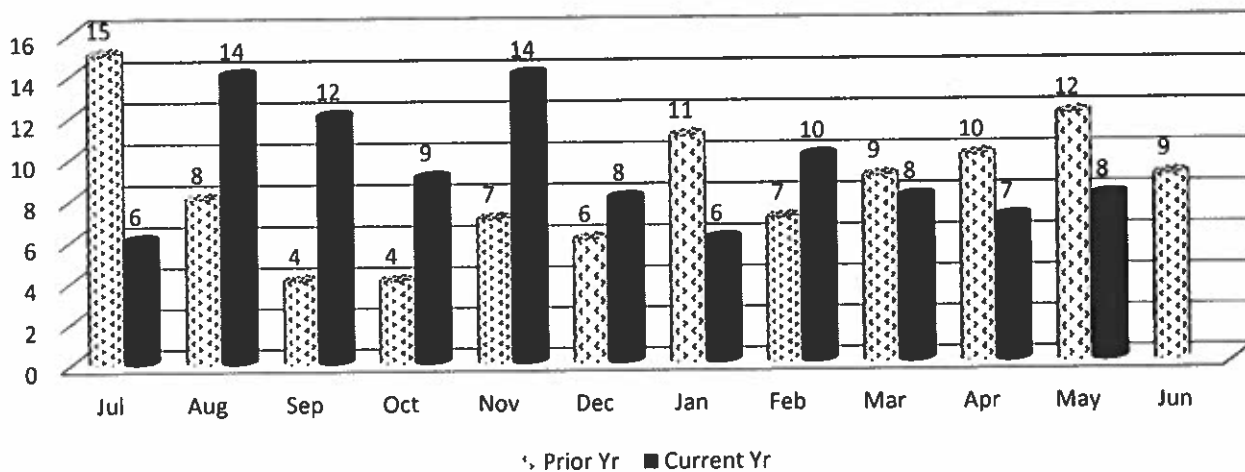
v. Prior Year



IMS MEDICAL SERVICES DIVISION

In May 2019, the Medical Services Division began the month with 7 bills pending review, received an additional 12 bills for review, conducted 11 bill reviews and ended the month with 8 bills pending.

Medical Bills Pending Review v. Prior Year



CLAIMS DEPARTMENT REPORT													
STATISTICS FOR FY2018-19													
June 13, 2019													
	July	August	Sept	Oct	Nov	Dec	Jan	Feb	March	April	May	June	Total
I. Claims Services Division													
Forms 15-I	1,164	1,286	1,071	1,250	1,166	1,019	1,259	1,078	1,197	1,151	1,251		12,892
Forms 15-III/Forms 17	1,000	994	873	1,015	974	881	989	903	1,053	1,073	1,010		10,765
Forms 16 for PP/Disf	265	202	276	218	158	300	246	208	266	212	214		2,565
Forms 18	4,394	4,512	4,083	4,893	4,380	4,288	4,772	4,307	4,451	4,455	4,554		49,089
Forms 20	729	759	660	782	720	571	762	692	759	699	718		7,851
Form 50 Claims Only	284	251	252	289	239	163	298	235	264	297	309		2,881
Form 61	698	818	678	776	690	682	837	686	750	781	745		8,141
Letters of Rep	158	178	151	200	164	113	187	163	188	228	192		1,922
Clinchers	898	917	660	853	942	903	868	837	799	836	760		9,273
Third Party Settlements	2	3	1	7	3	0	1	2	3	3	1		26
SSA Requests for Info	99	49	49	72	64	56	71	41	100	59	49		709
Cases Closed	2,282	2,414	1,925	2,872	2,090	1,943	2,514	2,106	2,430	2,335	2,393		25,304
Cases Reviewed	3,451	2,623	1,873	4,280	3,194	2,462	4,278	2,371	3,330	2,903	3,030		33,795
Total	15,424	15,006	12,552	17,507	14,784	13,381	17,082	13,629	15,590	15,032	15,226	-	165,213

CLAIMS DEPARTMENT REPORT													
STATISTICS FOR FISCAL 2018-2019													
June 13, 2019													
	July	August	Sept	Oct	Nov	Dec	Jan	Feb	March	April	May	June	Total
Assessed Form 15I	10	9	7	12	10	5	13	7	20	0	4		97
Assessed Form 15II	8	4	0	7	7	4	11	2	6	0	0		49
Assessed Form 15S	0	0	0	0	0	0	0	0	0	0	0	0	0
Assessed Form 17	4	7	5	6	2	5	12	3	1	9	6		60
Assessed Form 18	201	202	223	258	211	270	227	219	210	196	206		2423
Assessed Form 19	1	1	0	3	0	0	2	0	0	0	0		7
Assessed Denial Letter	4	1	1	2	1	2	6	2	3	1	1		24
Assessed Requests	26	18	19	50	23	13	44	8	35	20	17		273
Paid Form 15I	\$ 2,200	\$ 1,800	\$ 1,000	\$ 1,200	\$ 2,400	\$ 400	\$ 2,400	\$ 1,000	\$ 1,400	\$ 2,000	\$ 1,600		\$ 17,400
Paid Form 15II	\$ 1,000	\$ 200	\$ 600	\$ 400	\$ 800	\$ 800	\$ 1,000	\$ 200	\$ 400	\$ 400	\$ 800		\$ 6,600
Paid Form 15S	\$ -	\$ -	\$ -	\$ -	\$ -	\$ -	\$ -	\$ -	\$ -	\$ -	\$ -		\$ -
Paid Form 17	\$ 1,200	\$ 800	\$ 400	\$ 1,800	\$ 800	\$ 200	\$ 1,400	\$ 800	\$ 1,000	\$ 800	\$ 1,400		\$ 10,600
Paid Form 18	\$ 34,200	\$ 35,800	\$ 25,000	\$ 39,400	\$ 35,300	\$ 25,400	\$ 41,800	\$ 34,600	\$ 41,000	\$ 44,800	\$ 31,200		\$ 388,500
Paid Form 19	\$ -	\$ 100	\$ -	\$ -	\$ 100	\$ 50	\$ -	\$ -	\$ 50	\$ 50	\$ -		\$ -
Paid Denial Letter	\$ 800	\$ 800	\$ 200	\$ 400	\$ 200	\$ -	\$ 800	\$ 400	\$ 600	\$ 400	\$ 200		\$ 4,800
Paid Request	\$ 4,600	\$ 3,800	\$ 2,000	\$ 4,600	\$ 5,800	\$ 3,400	\$ 3,800	\$ 2,600	\$ 4,600	\$ 4,400	\$ 3,600		\$ 43,200

CLAIMS DEPARTMENT REPORT													
STATISTICS FOR FISCAL 2018-2019													
June 4, 2019													
II. Total Fines Assessed by Claims Department													
	July	August	Sept	Oct	Nov	Dec	Jan	Feb	March	April	May	June	Total
# Assessed	254	242	225	338	254	299	315	241	275	226	234		2,903
# Rescinded	36	54	36	77	61	37	68	52	70	36	43		570
# Reduced	1	0	0	1	0	0	0	0	0	0	0		2
# Paid	218	218	146	240	228	152	256	198	246	265	194		2,361
# Outstanding*	388	322	430	451	401	446	399	425	375	288	303		4,228
Total Amt. Assessed	\$ 50,650	\$ 48,250	\$ 51,000	\$ 67,150	\$ 5,080	\$ 59,800	\$ 62,700	\$ 48,200	\$ 55,000	\$ 45,200	\$ 46,800		\$ 539,830
Total Amt. Rescinded	\$ 6,800	\$ 10,630	\$ 7,200	\$ 15,300	\$ 12,200	\$ 7,400	\$ 13,600	\$ 10,400	\$ 14,000	\$ 7,200	\$ 8,600		\$ 113,330
Total Amt. Reduced	\$ 20	\$ -	\$ -	\$ 100	\$ -	\$ -	\$ -	\$ -	\$ -	\$ -	\$ -		\$ 120
Net Assessed													\$ -
Total Amt. Paid	\$ 44,000	\$ 43,300	\$ 29,200	\$ 47,800	\$ 45,400	\$ 30,250	\$ 51,200	\$ 39,600	\$ 49,050	\$ 52,850	\$ 38,800		\$ 471,450
Total Outstanding*	\$ 77,180	\$ 64,300	\$ 85,900	\$ 89,500	\$ 79,950	\$ 89,200	\$ 79,500	\$ 85,300	\$ 74,250	\$ 57,600	\$ 60,600		



June 2019 Workers Compensation Update

- 1 letter returned
- 1 referral from Commissioner/Attorney
 - Appointment scheduled in the Anderson office
- Attended:
 - 1 Hearing
 - 17 Clincher Conferences

Felicia W. Johnson, Interim Commissioner

The South Carolina Vocational Rehabilitation Department prepares and assists eligible South Carolinians with disabilities to achieve and maintain competitive employment

Richland Area Office • 516 Percival Road • Columbia, South Carolina 29206 • scvrd.net
803-782-4239 (Office) • 866-206-5280 (Toll free) • 803-782-3573 (Fax) • richland@scvrd.net

COUNTY	July	Aug	Sep	Oct	Nov	Dec	Jan	Feb	Mar	Apr	May	June	CY Tot
Abbeville	0	0	0	0	0	0	0	0	0	0	0	0	0
Alken	14	3	13	14	2	9	7	11	10	14	10	0	107
Allendale	0	0	0	0	0	0	0	0	0	0	0	0	0
Anderson	0	0	0	0	0	0	0	0	0	0	0	0	0
Bamberg	0	0	0	0	0	0	0	0	1	0	0	0	1
Barnwell	0	0	0	0	0	0	1	0	0	0	0	0	1
Beaufort	0	0	0	0	0	0	0	0	0	0	0	0	0
Berkeley	0	0	1	2	0	0	0	0	0	0	0	0	3
Calhoun	0	0	0	0	0	0	0	0	0	0	0	0	0
Charleston	0	0	0	0	0	0	0	0	1	0	0	0	1
Cherokee	0	0	0	1	0	0	0	0	0	0	0	0	1
Chester	0	0	0	0	0	0	0	0	0	0	0	0	0
Chesterfield	0	0	0	0	0	0	0	0	0	0	0	0	0
Clarendon	0	0	0	0	0	0	0	0	0	0	0	0	0
Colleton	0	0	0	0	0	0	0	0	0	0	0	0	0
Darlington	0	0	0	0	0	0	0	0	0	0	0	0	0
Dillon	0	0	0	0	0	0	1	0	0	0	0	0	1
Dorchester	0	0	0	1	0	0	0	0	0	0	0	0	1
Edgefield	0	0	0	0	0	0	0	0	0	0	0	0	0
Fairfield	0	0	0	0	0	0	0	0	0	0	0	0	0
Florence	0	0	0	0	0	0	0	0	0	0	0	0	0
Georgetown	0	0	0	0	0	0	2	0	0	0	7	0	9
Greenville	0	0	1	1	0	0	0	0	0	0	0	0	2
Greenwood	0	0	0	0	0	0	0	0	0	0	0	0	0
Hampton	1	0	0	0	0	0	0	0	0	0	0	0	1
Horry	0	0	0	0	0	0	0	0	0	0	5	0	5
Jasper	0	0	0	0	0	0	0	0	0	0	0	0	0
Kershaw	0	0	0	0	0	0	0	0	0	0	0	0	0
Lancaster	0	0	0	0	0	0	0	0	0	0	0	0	0
Laurens	0	0	0	0	1	0	0	0	0	0	0	0	1
Lee	0	0	0	0	0	0	0	0	0	0	0	0	0
Lexington	1	0	1	0	0	0	0	1	0	2	13	0	18
Marion	0	0	0	0	0	0	0	0	0	0	0	0	0
Marlboro	0	0	0	0	0	0	0	0	0	0	0	0	0
McCormick	0	0	0	0	0	0	0	0	0	0	0	0	0
Newberry	0	0	0	0	0	0	0	0	0	0	0	0	0
Oconee	0	0	0	0	0	0	0	0	0	0	0	0	0
Orangeburg	0	0	0	0	0	1	0	0	0	0	0	0	1
Pickens	0	0	0	0	0	0	0	0	0	0	0	0	0
Richland	56	59	20	50	7	50	12	1	13	12	12	0	292
Saluda	0	0	0	0	0	0	0	0	0	0	0	0	0
Spartanburg	0	0	0	0	0	1	0	0	1	1	0	0	3
Sumter	0	0	0	0	0	0	0	0	0	0	0	0	0
Union	0	0	0	0	0	0	0	0	0	0	0	0	0
Williamsburg	0	0	0	0	0	0	0	0	0	0	0	0	0
York	1	0	0	0	0	0	0	0	0	0	0	0	1
Monthly Totals	73	62	36	69	10	61	23	13	26	29	47	0	449

State of South Carolina

1333 Main Street, 5th Floor
P.O. Box 1715
Columbia, S.C. 29202-1715



TEL: (803) 737-5700
www.wcc.sc.gov

Workers' Compensation Commission

Executive Director's Report Gary M. Cannon

June 17, 2019

FY2019-20 Budget

The Commission's budget was approved by the General Assembly as requested.

Security System

The electronic key card swipes for the receptionist area and the computer room will be installed by June 30, 2019.

Meetings/Activities

The Executive Director participated in the following activities:

Date	Activity	Subject	Individuals
• May 16	- Meeting	- Legacy System Sprint Review	18 Staff
• May 17	- Meeting	- Legacy System ICAP & Sandee	
• May 17	- Meeting-	- Legacy System WC Claims Legal Focus Group	
• May 21	- Meeting	- IMS outreach program	Municipal Association of SC
• May 21	- Meeting-	- Legacy System Internal Stakeholder Meeting	
• May 22	- Meeting-	- Medical Fee Schedule	Donna Smith with FAIR health
• May 29	- Meeting-	- Legacy System Azure environment	
• May 29	- Conf Call	- Litigation matter	Chairman Beck, Keith Roberts, et. al
• May 30	- Meeting	- Legacy System Communication Plan	
• May 30	- Meeting-	- Legacy System ACORD Impact	
• June 3	- Meeting-	- Legacy System Sprint Review	19
• June 3	- Meeting-	- Compliance Issue	IMS and Chairman Beck
• June 3	- Meeting-	- Litigation matter	Chairman Beck and Keith Roberts
• June 5	- Meeting-	- IMS Team	- EOY recognition,
• June 5	- Meeting	- Administrative matters	Chairman Beck

Constituent /Public Information Services

For the period May 16, 2019 to June 12, 2019, the Executive Director's Office and the General Counsel's office had 425 contacts with various system constituents and stakeholders. The contacts included telephone communications; electronic and personal contacts with claimants or

constituents, state agencies, federal agencies, attorneys, service providers, business partners; and letters with congressional offices.

Financial Transactions Activity

The Executive Director's office has assumed the direct responsibility for budget, financial and purchasing transactions. Even though the Commission has a Memorandum of Understanding with the Department of Administration for assistance with procurement services and accounting and budgetary support, the following activities occurred in the Executive Director's office for the period May 16, 2019 through June 11, 2019: approved and processed 12 travel expense reimbursement payment related activities, 37 invoices, and 28 deposits. Procurement and purchasing activities included the entries of 26 goods received.

SCWCC Stakeholder Electronic Distribution List

For the period May 16, 2019, through June 11, 2019, we added eleven (11) individuals, due to the receipt of email delivery failures, one (1) email addresses were deleted, due to delivery failure notification. A total of 792 individuals currently receive notifications from the Commission.

State of South Carolina

1333 Main Street, 5th Floor
P.O. Box 1715
Columbia, S.C. 29202-1715



TEL: (803) 737-5700
www.wcc.sc.gov

Workers' Compensation Commission

MEMORANDUM

TO: COMMISSIONERS

FROM: Gary Cannon
Executive Director

DATE: June 17, 2019

RE: FINANCIAL REPORT - Period ending May 31, 2019

Attached is the Budget vs. Actual Report for the General Fund and Earmarked Fund for the fiscal year period ending May 31, 2019. The benchmark for this period is 92%.

The expenditures are on pages 1-10 of the "Budget vs. Actual Report FY 2018-19. The total of expenditures in the General Fund (10010000) is \$1,846,628 or 87% of budget. Details are on pages 1-3. The total of expenditures in the Earmarked Fund (38440000) is \$4,681,112 or 67% of budget. The fund has \$684,743 of Commitments to date. Details are on pages 3-12.

The Earmarked Fund Revenues page located behind the Commitments report. The total operating revenues received in the Earmarked Fund is \$3,364,400 or 176% of budget. We have received \$4,808,469 or 192% of the budgeted Self-Insurance Tax funds. Fifty per-cent of the funds will be transferred to the state General Fund at the end of the fiscal year.

South Carolina Workers' Compensation Commission
Budget vs. Actual Report
FY 2019 As of 5/31/2019
92% of year elapsed

Fund 10010000 - GENERAL FUND

Administration

Commitment Item	Commitment Item Description	Current Budget	YTD Expenditures	% Used	Commitments	Remaining Balance
501015	DIRECTOR	102,129	97,874	96%		4,255
501058	CLASSIFIED POS	47,092				47,092
512001	OTHER OPERATING	73,411				
5050010000	IN ST-MEALS-NON-REP		282			
5050020000	IN ST-LODGING		2,802			
5050041000	HR-IN ST-AUTO MILES		2,162			
5050060000	IN ST-MISC TR EXP		92			
5050510000	OUT ST-MEALS-NON-REP		96			
5050520000	OUT ST-LODGING		1,043			
5050531000	HR-OUT ST-AIR TRANS		512			
	Total OTHER OPERATING:	73,411	6,988	10%	0	66,422
	Total Administration:	222,632	104,862	47%	0	117,770

Claims

Commitment Item	Commitment Item Description	Current Budget	YTD Expenditures	% Used	Commitments	Remaining Balance
501058	CLASSIFIED POS	77,223	75,695	98%		1,528
	Total Claims:	77,223	75,695	98%	0	1,528

South Carolina Workers' Compensation Commission
Budget vs. Actual Report
FY 2019 As of 5/31/2019
92% of year elapsed

Fund 10010000 - GENERAL FUND

Commissioners

Commitment Item	Commitment Item Description	Current Budget	YTD Expenditures	% Used	Commitments	Remaining Balance
501026	CHAIRMAN	125,208	119,570	95%	0	5,638
501033	COMMISSIONER	720,918	691,300	96%	0	29,618
501050	TAXABLE SUBS		4,890		0	-4,890
501058	CLASSIFIED POS	305,528	322,999	106%		-17,471
501070	OTH PERS SVC	8,309	8,309	100%		0
512001	OTHER OPERATING	1,590				
5050510000	OUT ST-MEALS-NON-REP		62			
5050531000	HR-OUT ST-AIR TRANS		623			
5050541000	HR-OUT ST-AUTO MILES		48			
5050560000	OUT ST-MISC TR EXPEN		66			
	Total OTHER OPERATING:	1,590	799	50%	0	790
	Total Commissioners:	1,161,553	1,147,867	99%	0	13,686

Insurance & Medical

Commitment Item	Commitment Item Description	Current Budget	YTD Expenditures	% Used	Commitments	Remaining Balance
501058	CLASSIFIED POS	26,632	28,750	108%		-2,118
	Total Insurance & Medical:	26,632	28,750	108%		-2,118

Judicial

Commitment Item	Commitment Item Description	Current Budget	YTD Expenditures	% Used	Commitments	Remaining Balance
501058	CLASSIFIED POS	29,267				29,267
	Total Judicial:	29,267				29,267

Employer Contributions

Commitment Item	Commitment Item Description	Current Budget	YTD Expenditures	% Used	Commitments	Remaining Balance
513000	EMPLOYER CONTRIB	599,001	489,454	82%		109,547
	Total Employer Contributions:	599,001	489,455	82%		109,546

Total GENERAL FUND: 2,116,307 1,846,628 87% 0 269,679

South Carolina Workers' Compensation Commission
Budget vs. Actual Report
FY 2019 As of 5/31/2019
92% of year elapsed

Fund 38440000 - EARMARKED FUND

Administration

Commitment Item	Commitment Item Description	Current Budget	YTD Expenditures	% Used	Commitments	Remaining Balance
501058	CLASSIFIED POS	680,985	144,255	21%		536,730
512001	OTHER OPERATING	2,607,462				
5020010000	OFFICE EQUIP SERVICE		200			
5020030000	PRINT / BIND / ADV		4,713			
5020077160	SERVICES- MGT ADMN		5,839			
5020080000	FREIGHT EXPRESS DELV		1,349			
5020120000	CELLULAR PHONE SVCS				323	
5021010000	LEGAL SERVICES		476			
5021020000	ATTORNEY FEES		-365			
5021329000	BUILDING RENOVATION		4,800		632	
5021410000	EDUC & TRNG-STATE		710			
5021469302	CARPENTRY (SERVICES)		767			
5021479208	LOCKSMITH SERVICES		254			
5021490000	AUDIT ACCT FINANCE		137			
5021530000	CATERED MEALS		2,468		1,860	
5024990000	OTH CNT-NON-IT & REA		3,624			
5030010000	OFFICE SUPPLIES		10,174		2,700	
5030010002	OFF SUP - MIN OFF EQ		2,375			
5030010003	OFF SUP&EQ-NON-IT PL		1,418			
5030010004	SUBSCRIPTIONS		5,320			
5030030000	PRINTED ITEMS		69		742	
5030067101	PRGM LIC - APP SUPP		28,304			
5030067110	EQUIP&SUPP- DATA NET		69			
5030067170	EQUIP&SUPP- PRINT EU		2,079		186	
5030070000	POSTAGE		28,725		19,413	
5030090000	COMMUNICATION SUPP		43			
5031010000	LAUNDRY SUPPLIES		261			
5031029000	BLDG RENOVATION SUPP		5,022			
5031469309	PLUMBING SUPPLIES		270			
5031639500	OTH SECURTY EXP SUPL		51			
5032820000	INSTRUCTIONAL MAT				1,508	
5033090000	EMPLOYEE RECOG AWARD		3,321		551	

South Carolina Workers' Compensation Commission
Budget vs. Actual Report
FY 2019 As of 5/31/2019
92% of year elapsed

Fund 38440000 - EARMARKED FUND

5033990000	OTHER SUPPLIES		91			
5040010000	RENT-OFFICE EQUIP		1,897			
5040057000	IT- RENTAL-CONT RENT		113		1,023	
5040060000	RENT-NON ST OWN PROP		359,719		69,842	
5040490000	RENT-OTHER		12,235		11,232	
5040520000	INSURANCE-NON STATE		711			
5041010000	DUES & MEMBER FEES		4,871			
5041020000	FEES AND FINES		78		586	
5050010000	IN ST-MEALS-NON-REP		127			
5050020000	IN ST-LODGING		712			
5050040000	IN ST-AUTO MILEAGE		51			
5050041000	HR-IN ST-AUTO MILES		353			
5050060000	IN ST-MISC TR EXP				2,028	
5050070000	IN ST-REGISTR FEES		695			
5050510000	OUT ST-MEALS-NON-REP		277			
5050570000	OUT ST-REGISTR FEES		1,323			
5051540000	LEASED CAR-ST OWNED		38,604			
5190010000	INT EXP-LATE PAYMENT		18		15	
Total OTHER OPERATING:		2,607,462	534,346	20%	112,641	1,960,475
Total Administration:		3,288,447	678,601	21%	112,641	2,497,205

Inform. services

Commitment Item	Commitment Item Description	Current Budget	YTD Expenditures	% Used	Commitments	Remaining Balance
501058	CLASSIFIED POS		323,891			-323,891
5020010000	OFFICE EQUIP SERVICE		71			
5020077100	SERVICES- APP SUP		0		842	
5020077110	SERVICES- DATA NET		500		4,250	
5020077220	SERVICES- VOICENET		21,769		2,160	
5020077230	IT CONTRACTORS		162,297		527,806	
5020077240	DP SERVICES -- STATE		171,590			
5020080000	FREIGHT EXPRESS DELV		164			
5020120000	CELLULAR PHONE SVCS		17,814		3,613	
5021469316	SECURITY ALARM SRVC		3,300		852	
5030010000	OFFICE SUPPLIES		1,420		558	

South Carolina Workers' Compensation Commission
Budget vs. Actual Report
FY 2019 As of 5/31/2019
92% of year elapsed

Fund 38440000 - EARMARKED FUND

5030010004	SUBSCRIPTIONS	450		
5030050000	PHOTO & VISUAL SUPP	2,253		
5030067130	EQUIP&SUPP- EUC	11,700		
5030067131	PLM- EUC		769	
5030067170	EQUIP&SUPP- PRINT EU	8,973	7,636	
5030067210	EQUIP&SUPP- STORAGE	751		
5030067220	EQUIP&SUPP- VOICENET	233		
5030090000	COMMUNICATION SUPP	475		
5031010000	LAUNDRY SUPPLIES	45		
5040057000	IT- RENTAL-CONT RENT	3,541	3,519	
5041010000	DUES & MEMBER FEES	100		
5050010000	IN ST-MEALS-NON-REP	245		
5050020000	IN ST-LODGING	1,528		
5050031000	HR-IN ST-AIR TRANS	1,330		
5050041000	HR-IN ST-AUTO MILES	507		
5050050000	IN ST-OTHER TRANS	17		
5050060000	IN ST-MISC TR EXP	118		
5050070000	IN ST-REGISTR FEES	118		
5050510000	OUT ST-MEALS-NON-REP	204		
5050520000	OUT ST-LODGING	931		
5050531000	HR-OUT ST-AIR TRANS	453		
5050541000	HR-OUT ST-AUTO MILES	116		
5050550000	OUT ST-OTHER TRANS	108		
5050560000	OUT ST-MISC TR EXPEN	90		
5050570000	OUT ST-REGISTR FEES	2,079		
5203990000	LOW VALUE ASSET (MA)	2,506		
Total OTHER OPERATING:		417,796	552,006	-969,802
Total Inform. services:		741,687	552,006	-1,293,692

South Carolina Workers' Compensation Commission
Budget vs. Actual Report
FY 2019 As of 5/31/2019
92% of year elapsed

Fund 38440000 - EARMARKED FUND

Claims

Commitment Item	Commitment Item Description	Current Budget	YTD Expenditures	% Used	Commitments	Remaining Balance
501058	CLASSIFIED POS	277,786	248,907	90%		28,879
501070	OTH PERS SVC	3,725	3,064	82%		660
512001	OTHER OPERATING	19,039				
5020080000	FREIGHT EXPRESS DELV				209	
5020120000	CELLULAR PHONE SVCS				56	
5030010000	OFFICE SUPPLIES		199		1,009	
5030030000	PRINTED ITEMS		27			
5050010000	IN ST-MEALS-NON-REP		12			
5050020000	IN ST-LODGING		472			
5050041000	HR-IN ST-AUTO MILES		177			
	Total OTHER OPERATING:	19,039	886	5%	1,273	16,880
	Total Claims:	300,550	252,857	84%	1,273	46,420

South Carolina Workers' Compensation Commission
Budget vs. Actual Report
FY 2019 As of 5/31/2019
92% of year elapsed

Fund 38440000 - EARMARKED FUND

Commissioners

Commitment Item	Commitment Item Description	Current Budget	YTD Expenditures	% Used	Commitments	Remaining Balance
501050	TAXABLE SUBS	70,000	49,180	70%	0	20,820
512001	OTHER OPERATING	230,700				
5020080000	FREIGHT EXPRESS DELV		25		73	
5020120000	CELLULAR PHONE SVCS				830	
5021010000	LEGAL SERVICES		93,404			
5021410000	EDUC & TRNG-STATE		225			
5021540000	NON-IT OTHER PRO SRV		667		3,067	
5030010000	OFFICE SUPPLIES		298		964	
5041010000	DUES & MEMBER FEES		420			
5050010000	IN ST-MEALS-NON-REP		245			
5050020000	IN ST-LODGING		4,859			
5050031000	HR-IN ST-AIR TRANS		1,199			
5050041000	HR-IN ST-AUTO MILES		19,598		1,146	
5050050000	IN ST-OTHER TRANS		218			
5050060000	IN ST-MISC TR EXP		254			
5050080000	IN ST-SUBSIST ALLOW		8,811			
5050510000	OUT ST-MEALS-NON-REP		292			
5050570000	OUT ST-REGISTR FEES		1,853			
5051520000	REPORTABLE MEALS		146			
	Total OTHER OPERATING:	230,700	132,515	57%	6,080	92,105
	Total Commissioners:	300,700	181,695	60%	6,080	112,925

Information Services FY18

Commitment Item	Commitment Item Description	Current Budget	YTD Expenditures	% Used	Commitments	Remaining Balance
561000	Special Item	1,400,000	1,240,847	89%	0	159,153
	Total Information Services FY18:	1,400,000	1,240,847	89%	0	159,153

South Carolina Workers' Compensation Commission
Budget vs. Actual Report
FY 2019 As of 5/31/2019
92% of year elapsed

Fund 38440000 - EARMARKED FUND

Insurance & Medical

Commitment Item	Commitment Item Description	Current Budget	YTD Expenditures	% Used	Commitments	Remaining Balance
501058	CLASSIFIED POS	459,463	391,484	85%		67,979
501070	OTH PERS SVC	22,881	8,615	38%		14,266
512001	OTHER OPERATING	54,500				
5020080000	FREIGHT EXPRESS DELV				209	
5020120000	CELLULAR PHONE SVCS				39	
5021540000	NON-IT OTHER PRO SRV		20,475		8,666	
5024990000	OTH CNT-NON-IT & REA		1,270			
5030010000	OFFICE SUPPLIES		848		997	
5030010004	SUBSCRIPTIONS		203		462	
5030070000	POSTAGE		29			
5050010000	IN ST-MEALS-NON-REP		50			
5050020000	IN ST-LODGING		472			
5050041000	HR-IN ST-AUTO MILES		177			
5050510000	OUT ST-MEALS-NON-REP		110			
5050570000	OUT ST-REGISTR FEES		640			
	Total OTHER OPERATING:	54,500	24,274	45%	10,372	19,854
	Total Insurance & Medical:	536,844	424,372	79%	10,372	102,099

South Carolina Workers' Compensation Commission
Budget vs. Actual Report
FY 2019 As of 5/31/2019
92% of year elapsed

Fund 38440000 - EARMARKED FUND

Judicial

Commitment Item	Commitment Item Description	Current Budget	YTD Expenditures	% Used	Commitments	Remaining Balance
501058	CLASSIFIED POS	443,778	430,919	97%		12,859
501070	OTH PERS SVC	38,767	36,330	94%		2,437
512001	OTHER OPERATING	12,800				
5020010000	OFFICE EQUIP SERVICE		578		1,053	
5020080000	FREIGHT EXPRESS DELV				209	
5020120000	CELLULAR PHONE SVCS				55	
5021010000	LEGAL SERVICES		3,568			
5030010000	OFFICE SUPPLIES		477		1,054	
5050010000	IN ST-MEALS-NON-REP		298			
5050020000	IN ST-LODGING		1,381			
5050041000	HR-IN ST-AUTO MILES		171			
5051520000	REPORTABLE MEALS		1,065			
Total OTHER OPERATING:		12,800	7,537	59%	2,371	2,892
Total Judicial:		495,345	474,786	96%	2,371	18,188

Employer Contributions

Commitment Item	Commitment Item Description	Current Budget	YTD Expenditures	% Used	Commitments	Remaining Balance
513000	EMPLOYER CONTRIB	685,959	686,267	100%	0	-308
Total Employer Contributions:		685,959	686,267	100%	0	-308

Total EARMARKED FUND: 7,007,845 4,681,112 67% 684,743 1,641,990

South Carolina Workers' Compensation Commission

Commitments

FY 2019 As of 5/31/2019

Fund 38440000 - EARMARKED FUND

Administration

Commitment Item	Commitment Item Description	Vendor	Commitment
5020120000	CELLULAR PHONE SVCS	VERIZON WIRELESS	323
5030070000	POSTAGE	US POSTAL SERVICE	17,280
5033090000	EMPLOYEE RECOG AWARD	LITTLE PIGS BARBECUE	551
5040057000	IT- RENTAL-CONT RENT	XEROX CORPORATION	1,023
5040060000	RENT-NON ST OWN PROP	ALBANY ROAD - 1333 MAIN LLC	68,793
Total Administration:			87,971

Inform. services

Commitment Item	Commitment Item Description	Vendor	Commitment
5020077100	SERVICES- APP SUP	BIS DIGITAL, INC.	842
5020077110	SERVICES- DATA NET	MCWATERS INC	4,250
5020077220	SERVICES- VOICENET	NWN CORPORATION	2,160
5020120000	CELLULAR PHONE SVCS	VERIZON WIRELESS	3,613
5021469316	SECURITY ALARM SRVC	SONITROL SECURITY SYSTEMS	852
5030010000	OFFICE SUPPLIES	FORMS & SUPPLY INC	558
5030067170	EQUIP&SUPP- PRINT EU	FORMS & SUPPLY INC	7,636
5040057000	IT- RENTAL-CONT RENT	XEROX	1,672
5040057000	IT- RENTAL-CONT RENT	XEROX CORPORATION	1,847
Total Inform. services:			23,430

Claims

Commitment Item	Commitment Item Description	Vendor	Commitment
5020080000	FREIGHT EXPRESS DELV	FEDEX	209
5020120000	CELLULAR PHONE SVCS	VERIZON WIRELESS	56
5030010000	OFFICE SUPPLIES	FORMS & SUPPLY INC	539
5030010000	OFFICE SUPPLIES	STAPLES BUSINESS ADVANTAGE	470
Total Claims:			1,273

Commissioners

Any items with vendor "Not assigned" are pending financial adjustments. Any commitment on the Budget vs. Actual Report that is missing from this list is a travel commitment.

South Carolina Workers' Compensation Commission

Commitments

FY 2019 As of 5/31/2019

Fund 38440000 - EARMARKED FUND

Commitment Item	Commitment Item Description	Vendor	Commitment
5020080000	FREIGHT EXPRESS DELV	FEDEX	73
5020120000	CELLULAR PHONE SVCS	VERIZON WIRELESS	830
5021540000	NON-IT OTHER PRO SRV	NICHOLAS ANTONIO GUNTER	869
5021540000	NON-IT OTHER PRO SRV	RICHLAND COUNTY SHERIFFS DEPT	950
5030010000	OFFICE SUPPLIES	FORMS & SUPPLY INC	456
5030010000	OFFICE SUPPLIES	STAPLES BUSINESS ADVANTAGE	508
Total Commissioners:			3,687

Insurance & Medical

Commitment Item	Commitment Item Description	Vendor	Commitment
5020080000	FREIGHT EXPRESS DELV	FEDEX	209
5020120000	CELLULAR PHONE SVCS	VERIZON WIRELESS	39
5021540000	NON-IT OTHER PRO SRV	A WOMANS TOUCH LLC	432
5021540000	NON-IT OTHER PRO SRV	BNG PROCESS SERVICE	2,106
5021540000	NON-IT OTHER PRO SRV	J & J INVESTIGATIONS LLC	1,458
5021540000	NON-IT OTHER PRO SRV	MILLIGAN & ASSOCIATES	154
5021540000	NON-IT OTHER PRO SRV	NTHRIVE INC	2,880
5021540000	NON-IT OTHER PRO SRV	TPT INVESTIGATIONS LLC	480
5021540000	NON-IT OTHER PRO SRV	WHITESSELL INVESTIGATIVE SERVICES	832
5030010000	OFFICE SUPPLIES	FORMS & SUPPLY INC	477
5030010000	OFFICE SUPPLIES	STAPLES BUSINESS ADVANTAGE	520
Total Insurance & Medical:			9,587

Judicial

Commitment Item	Commitment Item Description	Vendor	Commitment
5020010000	OFFICE EQUIP SERVICE	AMERICAN TIME DATA INC	1,053
5020080000	FREIGHT EXPRESS DELV	FEDEX	209
5020120000	CELLULAR PHONE SVCS	VERIZON WIRELESS	55
5030010000	OFFICE SUPPLIES	FORMS & SUPPLY INC	529
5030010000	OFFICE SUPPLIES	STAPLES BUSINESS ADVANTAGE	525
Total Judicial:			2,371

Any items with vendor "Not assigned" are pending financial adjustments. Any commitment on the Budget vs. Actual Report that is missing from this list is a travel commitment

South Carolina Workers' Compensation Commission

Commitments

FY 2019 As of 5/31/2019

Fund 38440000 - EARMARKED FUND

Total EARMARKED FUND:

128,318

Any items with vendor "Not assigned" are pending financial adjustments. Any commitment on the Budget vs. Actual Report that is missing from this list is a travel commitment.