

A G E N D A

SOUTH CAROLINA WORKERS' COMPENSATION COMMISSION

1333 Main Street, 5th Floor
Columbia, South Carolina 29201

July 15, 2019 – 10:30 a.m.

Commission Hearing Room A

This meeting agenda was posted prior to the meeting and proper advance notice was made to all concerned parties in compliance with requirements in the Freedom of Information Act.

- | | |
|---|---|
| 1. CALL TO ORDER | <i>CHAIRMAN BECK</i> |
| 2. APPROVAL OF AGENDA OF BUSINESS MEETING
OF JULY 15, 2019 | <i>CHAIRMAN BECK</i> |
| 3. APPROVAL OF MINUTES OF THE BUSINESS MEETING
OF JUNE 17, 2019 (Tab 1) | <i>CHAIRMAN BECK</i> |
| 4. GENERAL ANNOUNCEMENTS | <i>MR. CANNON</i> |
| 5. APPLICATIONS FOR APPROVAL TO SELF-INSURE (Tab 2) | <i>MR. BERTHELETTE</i> |
| 6. DEPARTMENT DIRECTORS' REPORTS
Human Resources (Tab 3)
Information Services (Tab 4)
Insurance and Medical Services (Tab 5)
Claims (Tab 6)
Judicial (Tab 7) | <i>MS. STUART
MS. SPRANG
MR. DUCOTE
MS. SPANN
MS. BRACY</i> |
| 7. Vocational Rehabilitation (Tab 8) | <i>MS. DRAWDY</i> |
| 8. EXECUTIVE DIRECTOR'S REPORT (Tab 9)
Administration – Financial Report (Tab 10) | <i>MR. CANNON
Mr. Cannon</i> |
| 9. OLD BUSINESS | <i>CHAIRMAN BECK</i> |
| 10. NEW BUSINESS | <i>CHAIRMAN BECK</i> |
| 11. ADJOURNMENT | <i>CHAIRMAN BECK</i> |

Table of Contents

1	Approval of Minutes of the Business Meeting of JUNE 17, 2019
2	Self-Insurance
3	Human Resources
4	Information Services
5	Insurance and Medical Services
6	Claims
7	Judicial
8	Vocational Rehabilitation
9	Executive Director's Report
10	Financial Report

THE
SOUTH CAROLINA WORKERS'
COMPENSATION COMMISSION
BUSINESS MEETING
June 17, 2019

A Business Meeting of the South Carolina Workers' Compensation Commission was held in Hearing Room A of the Workers' Compensation Commission on Monday, June 17, 2019, at 10:30 a.m. The meeting agenda was posted prior to the meeting and proper advance notice was made to all concerned parties in compliance with requirements in the Freedom of Information Act. The following Commissioners were present:

T. SCOTT BECK, CHAIRMAN
SUSAN S. BARDEN, VICE CHAIR
R. MICHAEL CAMPBELL, II, COMMISSIONER
MELODY L. JAMES, COMMISSIONER
GENE MCCASKILL, COMMISSIONER
AISHA TAYLOR, COMMISSIONER
AVERY B. WILKERSON, JR., COMMISSIONER

Present also were: Gary Cannon, Executive Director; Bryan Berthelette, Self-Insurance Director; Alexa Stuart, Human Resource Manager; Amy Bracy, Judicial Director; Keith Roberts, General Counsel; Wayne Ducote; Insurance & Medical Services Director, Emily Boggs; Ivey Dowdy, Vocational Rehabilitation, were present. Michael Wapnick with CourtCall was also present.

Chairman Beck called the meeting to order at 10:44a.m.

AGENDA

Commissioner Barden moved that the agenda be approved. Commissioner McCaskill seconded the motion, and the motion was approved.

APPROVAL OF MINUTES – BUSINESS MEETING OF MAY 20, 2019

Commissioner Barden moved that the minutes of the Business Meeting of May 20, 2019, be approved. Commissioner James seconded the motion, and the motion was approved.

GENERAL ANNOUNCEMENTS

Mr. Cannon advised that we have installed new microphones and that they are more sensitive. announced.

APPLICATIONS FOR APPROVAL TO SELF-INSURE

Self-insurance applications were presented by Bryan Berthelette, Self-Insurance Director. **Seven (7)** prospective members of **Two (2)** funds was presented to the Commission for approval. The applications were:

Palmetto Timber Fund
Spears Creek Forestry

South Carolina Home Builders SIF
Air Conditioning & Heating Specialty
Jonathon Hardin
M&T Construction LLC
Palmetto Landscape Mgmt. LLC
T&T Painting
William Lee Silvers Jr.

After examination of the applications, it was determined that each complied with the Commission's requirements and each was recommended for approval. Commissioner Wilkerson made the motion to approve the applications to self-insure, and Commissioner Taylor seconded the motion. The motion was unanimously approved.

DEPARTMENT DIRECTORS' REPORTS

The Department Directors presented their reports which were also submitted to the Commission in written form.

Human Resources

Ms. Stuart presented the Human Resources report. Ms. Stuart pointed out the following highlights from the report:

- In May we had 53 full-time positions of which 52 FTE positions are filled and 1 part-time employee.
- One retirement effective May 3, 2019; we will not be replacing that position at this time.
- We have no current open positions
- Position of Director of Self-Insurance position was filled internally in May
- Organized and oversaw onsite health screenings.
- Ms. Stuart performed 9 issues related to benefits and performed 25 transactions related to benefits which is 4 more transactions than last month.
- Coordinated and set up Annual Employee Appreciation Luncheon on May 20, 2019.
- Announced nominees for the Employee of the year Award. The list was as follows: Brittany Melvin, Anita East, Shawnee DeBruhl, Juliet Bush and Breann Jolly. The winner was Breanne Jolly.
- Attended State HR meeting which is held quarterly.
- Sent 10 "All Agency" emails on various topics.
- 6SCEIS time related transactions were completed, which is 2 more than last month.
- Ms. Stuart completed 5 payroll related transactions.
- Completed 197 administrative transactions.
- Soliciting bids on correcting the carpet in Claims work room.
- Processed/approved 13, travel expense reports which is 4 more than last month.
- Notified CBRE of 7 building issues which is 4 more than last month.
- 9 parking access which resulted in 14 transactions.

Information Technology Department

Ms. Sprang presented the Information Services Department's report Ms. Sprang pointed out the following highlights from the report.

- Systems Operations, Maintenance and Support- Under the EDI the IT department has been asked to serve on an XML taskforce for the IAIABC. We are 1 of 4 states that will be developing the new format. The other states are Washington, New York and Oklahoma.
- System Support- have a few laptops that need to be upgraded the new Windows System 10 and Office 2016.
- Jason is working on annual inventory review in preparation for the IT and Data Collection report.
- Legacy Modernization- not in the report but have solicited names from the staff and Ms. Sprang will be the person who picks the winning name a \$25.00 gift card.
- 18 Sprints have been completed. All of Liz and Duane's time has been dedicated to data clean up. IT was aware it would be an involved process and it is proving to be a big project. Cloud procurement was awarded on Friday, we now have a test environment. Working on an audit of the Full Market feature set.
- In anticipation for the upcoming training, we did a lot of work on the 1st floor conference room including 3 network drops and installed a new wireless access point.
- Started PCI compliance and have engaged Ari Teal from the Department of Information Security to review our system for security and policies and procedures.
- Ms. Sprang introduced Michael Wapnick with CourtCall; will be meeting with the Commissioners.

Commissioner McCaskill inquired about the upgrades to the conference room and whom would have access to the new equipment and WIFI that was installed. Ms. Sprang indicated that it would be strictly for use for the Commission's staff.

Insurance and Medical Services Department

Mr. Ducote presented the Insurance and Medical Services Department's report. Mr. Ducote pointed out the following highlights from the report:

- In May, the Compliance Division compelled 67 employers to come into compliance with the Act and collected over 211,000 in non-compliance penalties. As a result of the efforts 639 more employees are now covered.
- Compliance revenue is trending at about 112% of the fiscal year total.
- 28 out of 29 carriers that resolved their outstanding fines on the Rule to Show Cause docket, which resulted in about \$8,500 in fine resolution.
- In May there were 22 carriers resolved their issues, resulting in \$15,000 in fine resolutions.
- Coverage collected over \$22,000, in fines, 2,154 new claims were established.
- The Self- Insurance Division collected over \$42,687.00 in self-insurance tax. Trending at about 98% of last year's fiscal year.

Claims Department

Ms. Spann presented the Claims Department's report. Ms. Spann reported the following for the month of May;

- Claims processed over 194 more item than the previous month. This included 2,400 closed files and reviewed 3,000 files.
- In efforts to reduce the number of carriers' open files, Claims reviewed 416 open files of 23 carriers. As a result they wer able to close 49 cases and assessing 16 fi fines, and requesting additional information on 3 cases.
- In fine revenue Claims collected \$14,000 more than previous month
- Total number of fines assessed increased by 8 over the previous month. There was an increase of 4 in the number of fines assess for Form 18..
- Received 294 more than the previous year Form 18s via SROI/EDI.
- Received 1,711 more than last year Form 18s via email.
- Received 1555 via USPS, 72 less than last year.
- Form 61, we received 745, approved 735.
- Received 1 Third Party Settlements and approved 1.

Judicial Department

Ms. Bracy presented the Judicial Department's report. Ms. Bracy reported the following for the month of May:

Judicial Department

- 1,039 requests for Hearings
- 177 Motions
- 171 Clincher Conference requests sent to Jurisdictional Commissioners

Commissioners

- 62 Single Commissioner Hearings conducted
- 24 Pre-hearing conferences held
- 7 Full Commission Hearings conducted
- 579 Orders served at single Commissioner level

Informal Conference

- 203 Informal conferences conducted

Mediation

- 44 regulatory mediations scheduled
- 70 requested mediations
- 72 matters resolved in mediation with the receipt of Forms 70

Appeals to SC Court of Appeals

- In May the Judicial Department received 8 Notice of Intent to Appeal to the Court of Appeals and 0 to the Circuit Court.

Ms. Bracy noted that she has one staff member who is out on maternity leave and her staff is working hard to work hard to keep up with the work.

Ms. Bracy also noted that an email blast was sent out to clarify the Third-Party Settlement procedure.

Finally, Ms. Bracy addressed that there is a new venue for hearings in Aiken. Commissioners commented on how impressed they are with the staff and facilities at the Vocational Rehabilitation Centers.

VOCATIONAL REHABILITATION

Ms. Drawdy presented the Vocation Rehabilitation report. Ms. Drawdy pointed out the following highlights from the report:

- The Richland office will start sending out the letters statewide, so that will help streamline the process. Ms. Drawdy will still be the main point of contact for any questions or referrals.
- Attended 17 clincher conferences
- Attended 1 hearing
- 1 letter returned

EXECUTIVE DIRECTOR'S REPORT

Gary Cannon, Executive Director, presented his report which was also submitted to the Commission in written form. He pointed out the following highlights from the report:

- Budget was approved by the general assembly as requested.
- Installed security access at the reception area and computer room.
- Executive Director Report highlights the meetings, activities and financial transactions from the month of May.
- We have added 11 individual emails to the Commission Distribution list. This will change once we have implemented the Legacy Project.

ADMINISTRATION – FINANCIAL REPORT

Mr. Cannon reported the benchmark for period ending May 30, 2019 is 92%. The General Fund expenditure to date is 87%. The Earmarked Fund expenditure to date is 67%. The higher amount is due to ICAP, IT project has come through the budget, they have approved that, and we will be taking that money out of the Self-Insurance Tax; it is a onetime expense. The Earmark Fund is at 67% and the Budgeted Self-Insurance Tax funds received is 192%.

OLD BUSINESS

No old business.

NEW BUSINESS

No new business.

ADJOURNMENT

Commissioner Barden made the motion to adjourn. Commissioner Campbell seconded the motion, and the motion was approved.

The June 17, 2019, meeting of the South Carolina Workers' Compensation Commission adjourned at 11:05 a.m.

Reported July 9, 2019
Amy Proveaux
Office of the Executive Director

<p style="text-align: center;">SCWCC Human Resources Monthly Report June 2019</p>

STAFFING

In June, the Commission had 53 FTE positions available of which 51 FTE positions are filled. At this point, we do not have plans to fill the remaining 2 FTE position. We also have 1 part-time employee and 1 temporary legal intern.

- **New Hires:** None
- **Separations:** None
- **Retirements:** None
- **Leaves:** One

Recruitment:

- We currently have no open positions.

BENEFITS

- I responded to 11 benefit related issues which required 12 transactions to finalize. This is 3 fewer transactions than last month.

EMPLOYEE RELATIONS

- As we regularly do, I met with the Executive Director about various employee related issues.

MEETINGS

- I did not attend any external meetings or training.

ADMINISTRATIVE

- Ten (10) "All Agency" emails on various topics were sent which is the same number as last month.
- I performed 9 SCEIS time related transactions which is 3 more than last month.
- I had 5 HR/payroll related issues which required 63 individual transactions which was 58 more transactions than last month. The reason for the increase in HR/payroll transactions is a result of the general increase that was awarded to State employees.
- Payroll and time reports were run weekly.
- I had 96 administrative transactions.

- I revised 1 administrative policy as directed by Department of State Human Resources.

FISCAL RESPONSIBILITIES

- I processed/approved 21 travel expense reports which was 8 more than last month.

FACILITIES

- I notified CBRE of 7 building issue which is 6 more than last month.
 - We had 8 parking and/or access issues which resulted in 15 transactions and those transactions had to do primarily with a billing issue and not parking.
-

State of South Carolina

1333 Main St, Suite 500
P.O. Box 1715
Columbia, S.C. 29202-1715



Tel: (803) 737-5700
Fax: (803) 737-1258
www.wcc.sc.gov

Workers' Compensation Commission

To: Gary Cannon
SCWCC Executive Director
From: Sandee Sprang, IT Director
Date: July 10, 2019
Subject: IT Department June 2019 Full Commission Report

This report summarizes the activities and accomplishments of departmental projects and initiatives for the IT department during June 2019.

I. Systems Operations, Maintenance and Support

EDI

The IT department continues support for EDI trading partners but we are no longer accepting new trading partners. All new requests are being held until the implementation of the new EDI version 3.1. We continue the development comprehensive test plans for all internal business functions and EDI processes including sequencing. The IAIABC is ending their relationship with ACORD and we are working to assist with the development of a new XML standard.

Progress

We completed the SQL conversion over the June 22nd weekend and also completed our last fiscal year reporting runs on our Progress system. The data cleanup processes have created a few minor data issues so while we are not accepting any change requests for this system, there are still many support issues including carrier linking, duplicate claims, and invoicing errors.

Systems Support

Jason continues to roll out the Office 2016 and Windows 10 operating system updates throughout the agency; he only has 5 outstanding users to convert. We had several meetings with Track-It, our new HelpDesk application, to work on the design and integration plan with our new claims management system. Jason is also working on completing our annual inventory review in preparation of the IT Planning and Data Collection Report due in August.

OnBase

We are working on a document migration strategy to allow us to move all of our current documents from our current DTO-hosted storage environment to the new cloud environment.

Reporting

The end of the fiscal year is a busy time with regard to report requests. The initial year end reports were completed and the IT Data Collection and Planning report will be completed in July.

II. Projects, Enhancements and Development

Legacy Modernization

The development team has completed 20 Sprints with development now focusing Self-Insurance and Informal Conference business processes. The data cleansing and migration work are still major priorities with Liz and Duane wholly committed to these objectives. Our Azure cloud procurement request was completed and the new environment is under construction. Our purchase of InRule, which is the rules engine application that will drive the EDI processing and ultimately builds sustainability into our new system, was completed. The IAIABC made the decision to end their relationship with ACORD so while that is good for the future, the use of the existing standard and the legal ramifications of its' ongoing use are in question. Additional accomplishments include:

1. A full audit of all features to be included in the Minimal Marketable Feature (MMF) release was completed.
2. Our 1st edition of our communication plan was completed and will be published this week.
3. The EDI Implementation Guide was developed and will be published on our website.
4. Director Cannon continues to lead the building of the training program.
5. Our PCI (Payment Card Industry) compliance certification is in process.
6. We are engaging our Division of Information Security representative, Ari Teal, in the review of all security policies, and approaches.
7. Development of a complete test plan encompassing staff from each functional area in the agency is ongoing.

III. Trainings and Meetings

The IT staff attended several IAIABC conference calls regarding the design of EDI 3.1.

Bi-weekly meetings are occurring with the DTO to oversee the many small issues and service disruptions.

Kim and Liz attended the IAIABC's EDI 3.1 XML training conference in Tennessee.

Kim completed the IAIABC's EDI Claims Professional certificate program and earned the SC Workers' Compensation Adjuster License.

State of South Carolina



Workers' Compensation Commission

To: Mr. Gary Cannon
SCWCC Executive Director

From: Wayne Ducote, Jr.
IMS Director

Date: 12-Jul-19

Subj: Insurance and Medical Services Department
June 2019 Full Commission Report

Please find attached information provided to summarize the status and workflow of initiatives currently underway within the Insurance and Medical Services (IMS) Department.

In addition to the statistical data provided, please be advised of the following:

- | | |
|---------------------|--|
| Compliance Division | <ol style="list-style-type: none">1. Reviewing revenue metrics / projections.2. Working with staff to review workflow processes and additional training opportunities.3. Continuing to explore outreach opportunities with stakeholders. |
| Coverage Division | <ol style="list-style-type: none">1. Working with staff to review workflow processes and explore opportunities to enhance service provision.2. Lapse in Coverage: 45 new registrants; 0 notifications sent. |
| Medical Services | <ol style="list-style-type: none">1. Working with Medical Bill Reviewers on certification renewals. |

While this summary is in no way all-inclusive, it may serve to assist you and our Commissioners in understanding the key initiatives underway in the IMS Department and provide measures by which the Department's effectiveness can be gauged. IMS welcomes any guidance that you and/or our Commissioners can provide concerning our performance and direction.

Employer Rule to Show Cause Hearings and Compliance Activity

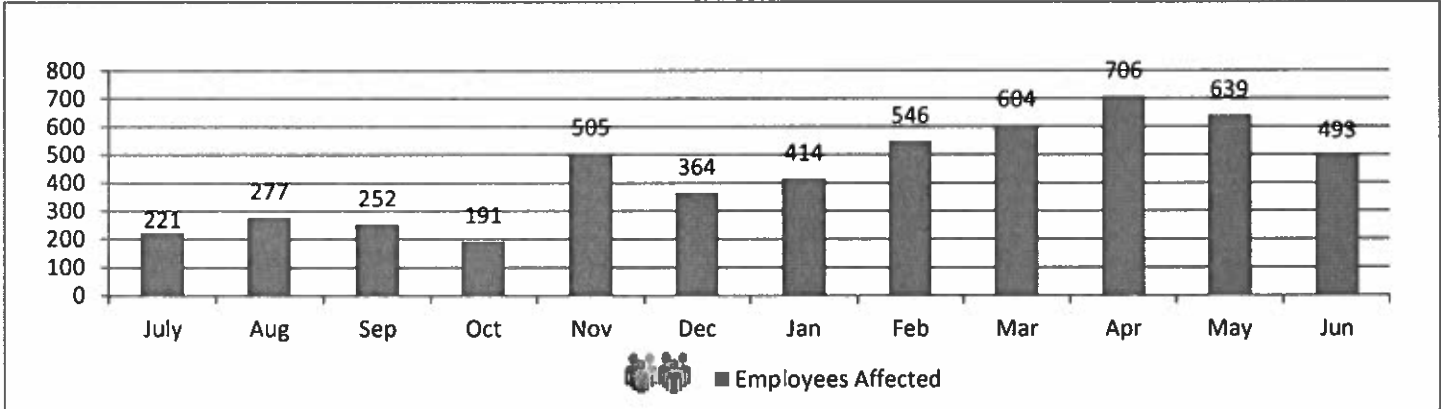
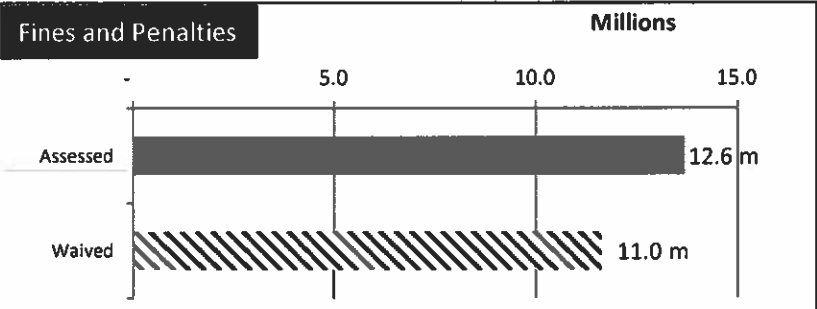
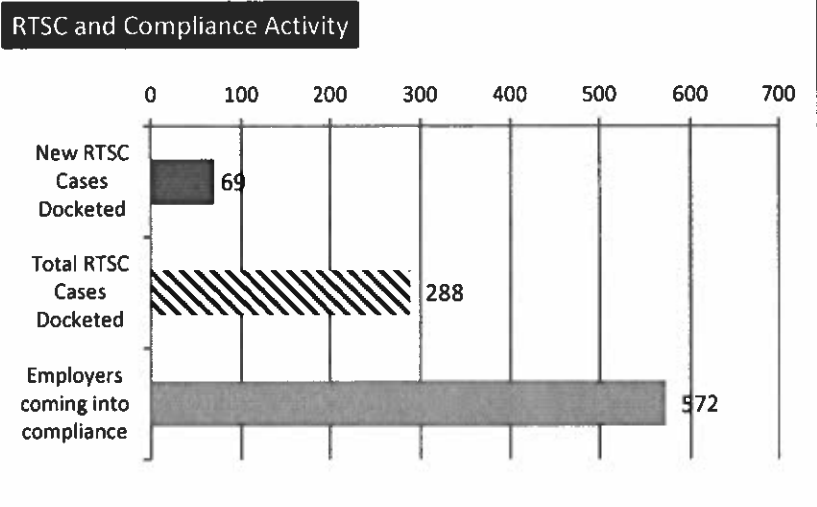
The Compliance Division docketed 4 new RTSC cases and 24 total RTSC cases in the month of June. And, compelled 59 South Carolina employers to come into compliance with the Act. Year to date, 69 new RTSC cases and 288 total RTSC cases have been docketed.

Employers Obtaining Coverage

Year to date, the Compliance Division has compelled 572 South Carolina employers to come into compliance with the Act. In so doing, approximately 5,212 previously uninsured workers are now properly covered.

Penalties Waived

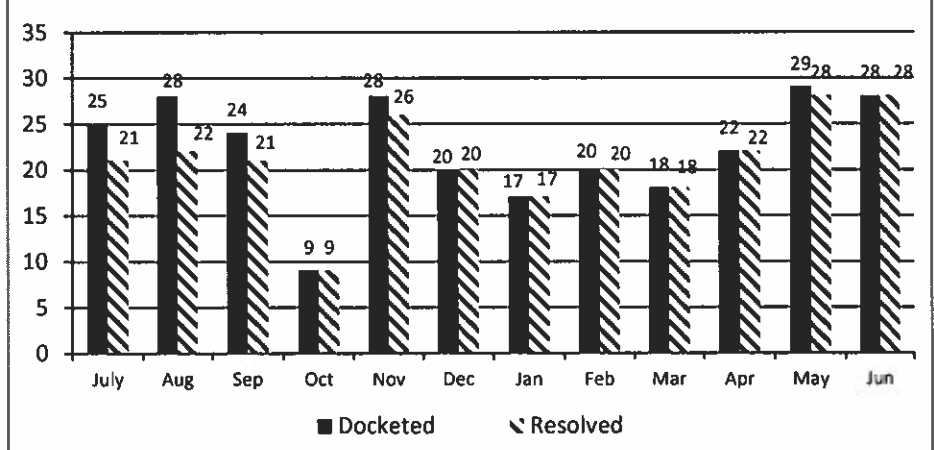
Although the Division has assessed \$13.7 m in fines this fiscal year, 85% of fines (\$11.7 m) have been waived or rescinded as employers have either obtained insurance coverage or were found not to be subject to the Act.



Carrier Rule to Show Cause Hearings

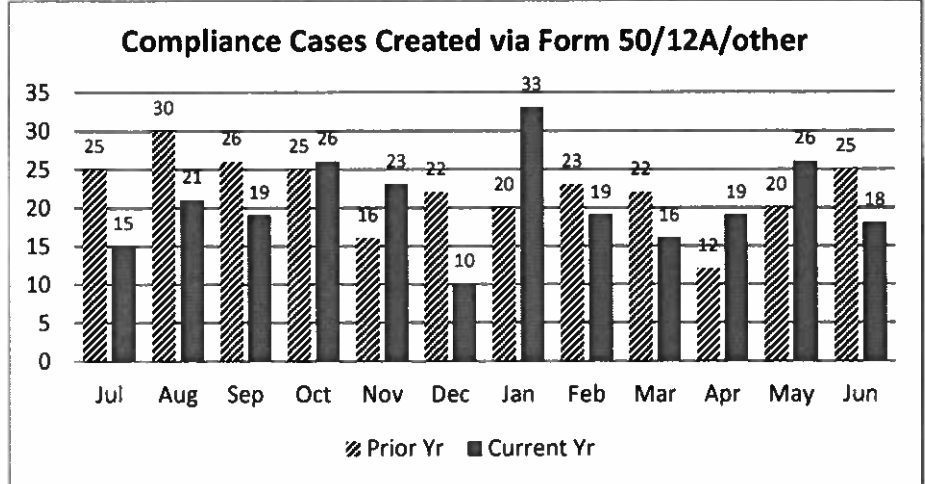
The Compliance Division manages the Rule to Show Cause process involving the recovery of outstanding carrier fines and penalties. In the month of June 2019, 28 carrier RTSC cases were docketed; 28 cases for a total of \$9,000 were resolved.

Year to date, a total of 268 carrier RTSC cases have been docketed, 252 cases for a total of \$108,037 have been resolved.



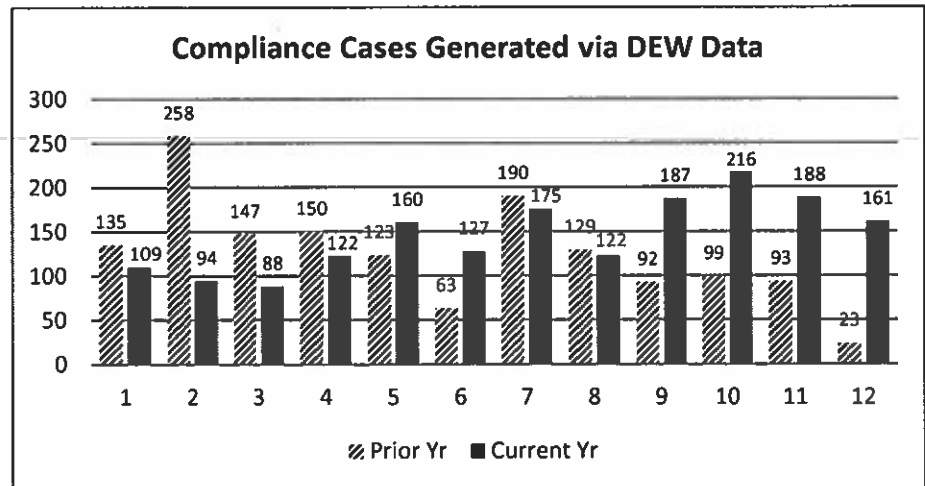
In June 2019, 18 compliance files were created from the combined filings of Form 50's, 12A's, and stakeholder reporting involving uninsured employers.

YTD vs. Prior Year total (266): 92%
 June 2019 to June 2018: 72%
 Current Yr End trend: 92% of 2018-2019
 YTD 2018-2019 v. YTD 2017-2018: 92%

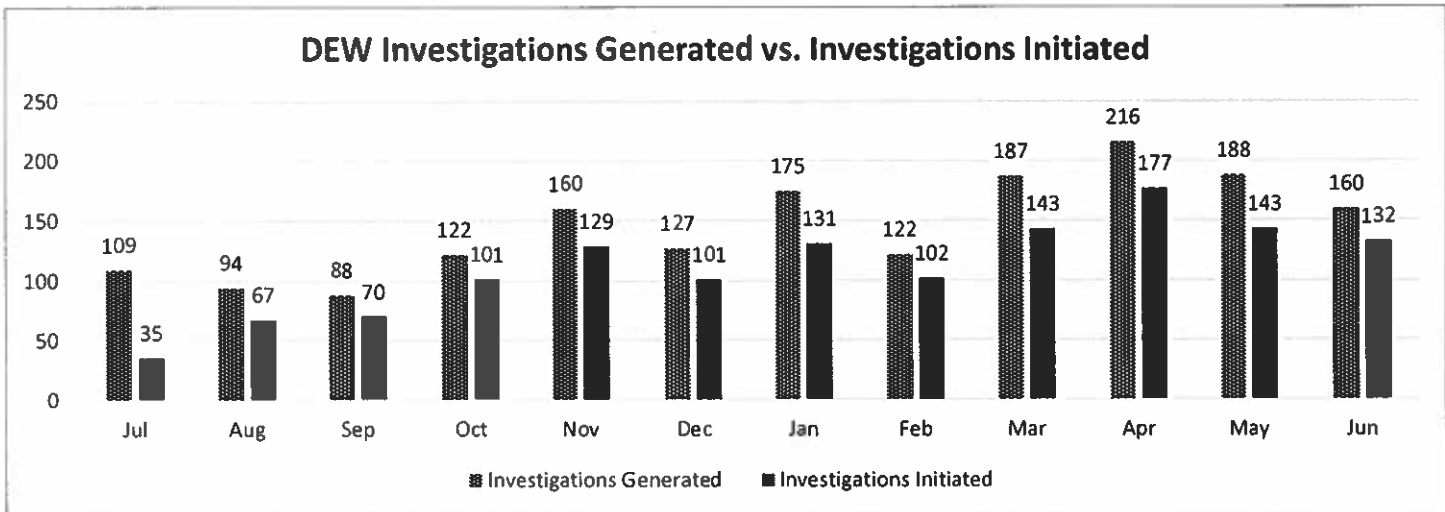


In June 2019, 161 compliance files were generated from the DEW data process.

YTD vs. Prior Year total (1,502): 116%
 June 2019 to June 2018: 700%
 Current Yr End trend: 116% of 2018-2019
 YTD 2018-2019 v. YTD 2017-2018: 116%



The DEW Data Pool is determined by the total number of potential, non-compliant employers who report wages to DEW with at least 4 employees and who's FEIN does not match with any coverage records in the Commission's coverage database. The investigations generated is the number of compliance investigations generated from the pool. The investigations initiated is the number of compliance investigations initiated from those that were generated.



Carryover Caseload:

The Compliance Division closed June 2019 with 528 cases active, compared to an active caseload of 369 at the close of June 2018.

Cases Resolved:

For the month of June 2019, Compliance Division staff closed-out 181 cases.

Compliance Fines:

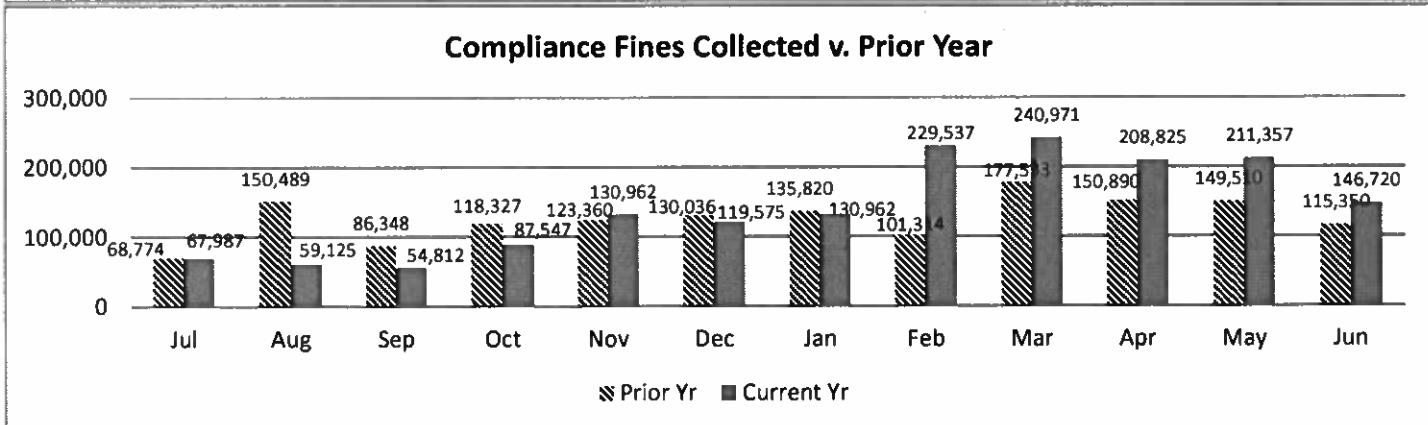
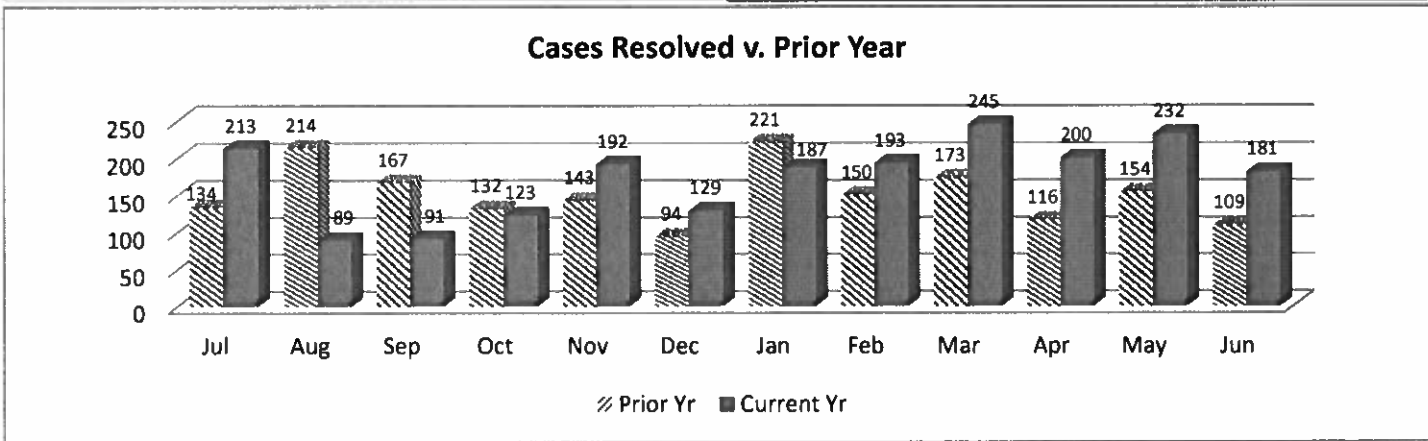
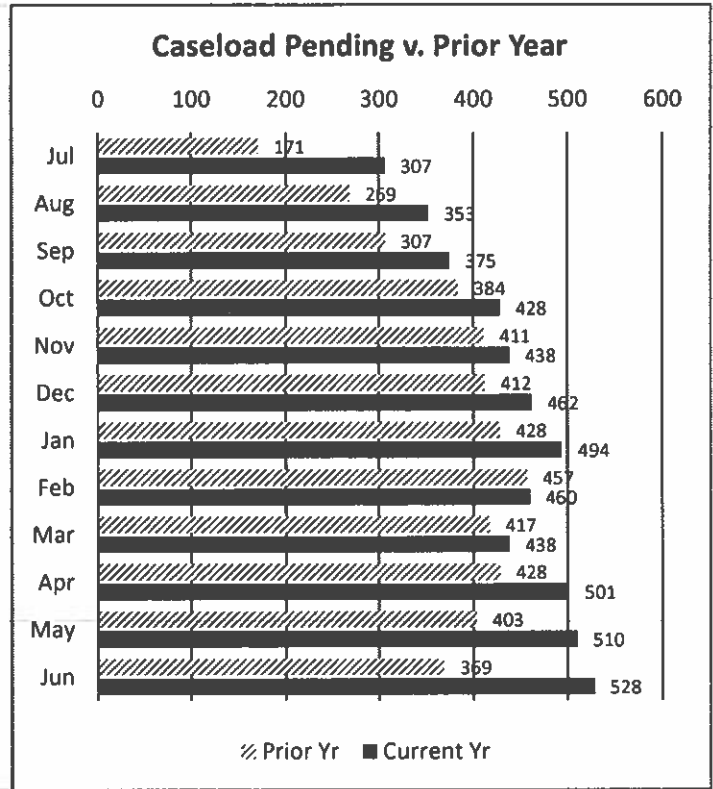
In June 2019, the Compliance Division collected \$146,720 in fines and penalties. Year to Date, the Compliance Division has collected \$1,688,380 in fines and penalties.

Year to Date vs Prior Year Total (\$1,507,751): 112%

June 2018 vs. June 2019: 127%

Current Year End trend is 112% of 2017-2018

YTD 2018-19 (July - June) vs YTD 2017-2018: 112%

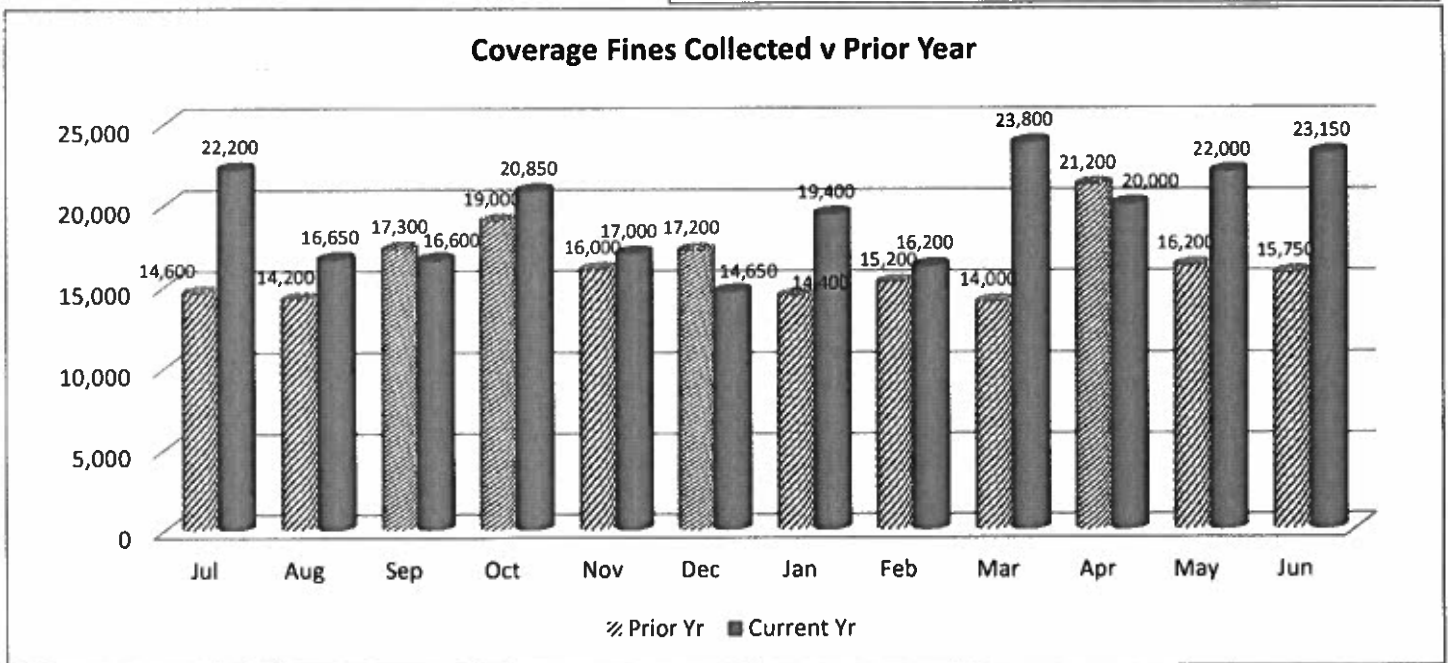
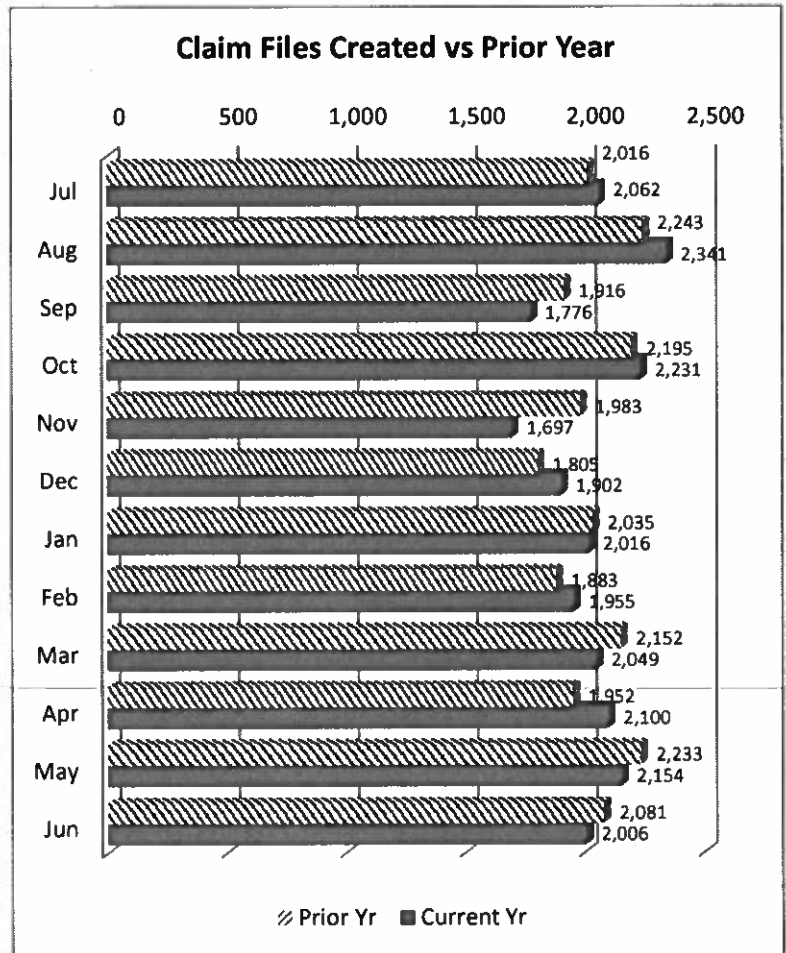


WCC Claim Files:

In June 2019, the Coverage Division received a total of 2,006 WCC Claim files. Of these, 1,740 were created through proper carrier filing of a 12A, and 266 were generated as a result of a Form 50 claim filing. Year to Date 24,289 Claim files have been created which is 99% of claim file volume prior year (24,494).

Coverage Fines:

The Coverage Division collected \$23,150 in fine revenue in June 2019, as compared to \$15,750 in Coverage fines/penalties accrued during June 2018. Year on Year, Coverage fines are at 119% of collections for prior year.



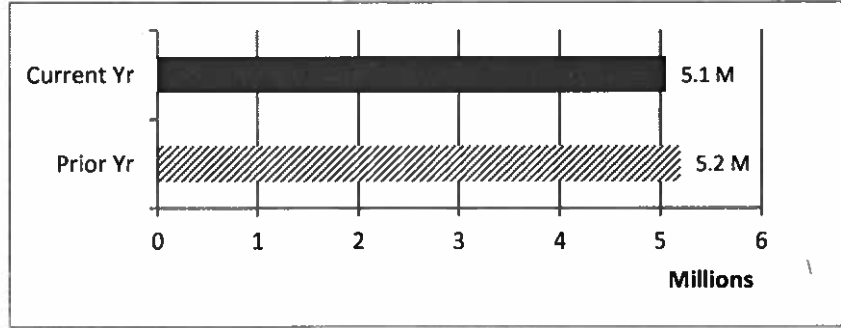
IMS SELF INSURANCE DIVISION

June 2019

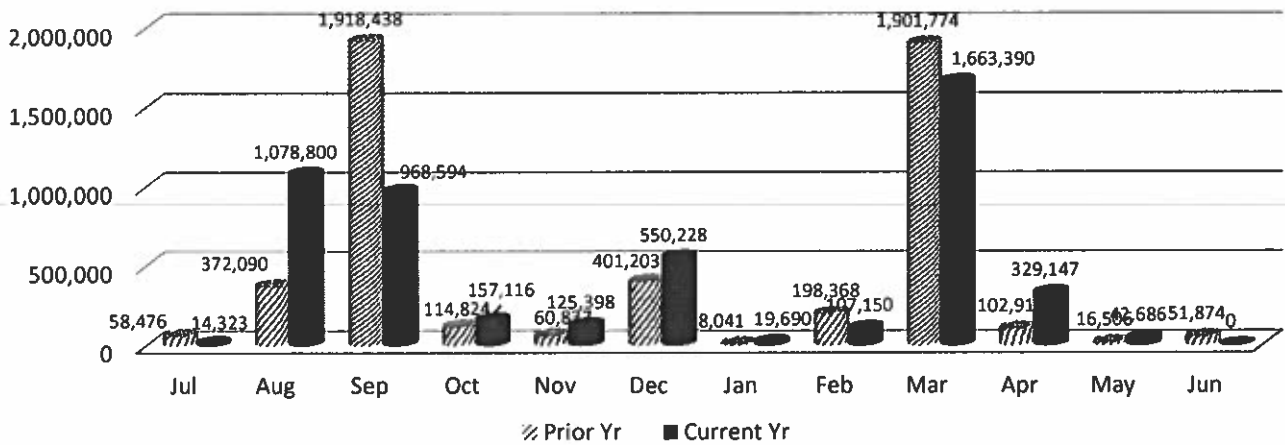
During the month of June 2019, the Self Insurance Division:

- * collected \$0 in self-insurance tax.
- * added 7 new self-insurers.
- * conducted 4 Self Insurance audits.

Year to Date, Self Insurance tax revenue is trending at 97% of prior year and 47 Self Insurance audits have been completed.



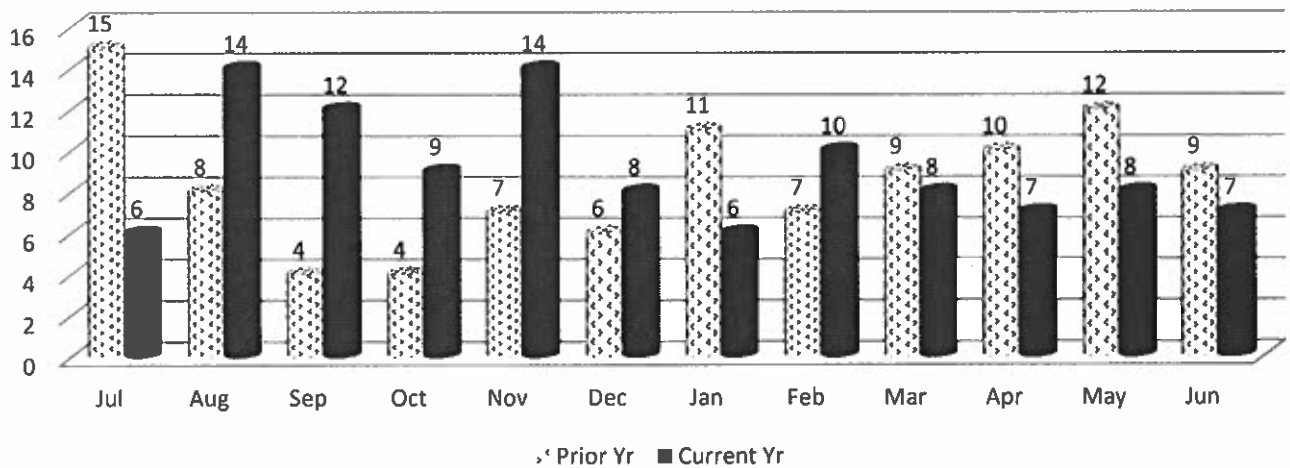
Self Insurance Tax Collections v. Prior Year



IMS MEDICAL SERVICES DIVISION

In June 2019, the Medical Services Division began the month with 8 bills pending review, received an additional 16 bills for review, conducted 17 bill reviews and ended the month with 7 bills pending.

Medical Bills Pending Review v. Prior Year



State of South Carolina

1333 Main Street, 5th Floor
P.O. Box 1715
Columbia, S.C. 29202-1715



TEL: (803) 737-5700
www.wcc.sc.gov

Workers' Compensation Commission

MEMORANDUM

To: Gary Cannon, Executive Director
From: Sonji Spann, Claims Director
Date: July 6, 2018
Re: Claims Department – July 2018 Full Commission Report

Attached is Claims Department activity for the period ending June 30, 2018. The format of the Claims Department report highlights the key workflow benchmarks and compare to same month last fiscal year.

During the month of June, Claims processed 15,392 items. This reflects a 1% decrease in the number of items compared to the previous month. This includes 2,429 closed files and reviewed 3,393 files. When compared to the previous month, the number of Claims closed increased 61 and the number cases reviewed decreased by 98. When compared to the same period in FY 16/17, the department closed 432 less cases and reviewed 246 more cases.

In our efforts to reduce the number of carriers' open files, we reviewed 1665 open files of 9 carriers. This resulted in 79 cases being closed, assessing fines on 4 cases, and made 5 requests for additional information.

The Claims Department collected \$39,200 in fine revenue, an increase of \$4,500 compared to the previous month. When compared to the same period in FY 16/17, the department collected \$42,000 in fine revenue, a decrease of \$2,800.

The Claims Department assessed 295 fines, an increase of 25 compared to the previous month. Two-hundred thirty seven of the number of fines assessed were for the Form 18, an increase of 27 compared to the previous month. When compared to the same period in FY 16/17, the department assessed 240 fines of which 219 were for the Form 18.

The Claims Department encourages the stakeholders to submit the forms electronically and/or by email. During the month of June, the department received 1,796 Form 18s via SROI/EDI, 1630 via email, and 481 via USPS. When compared to the same period in FY 16/17, the number of Form 18s submitted via SROI/EDI increased 540, or 43%; the number of Form 18s submitted via email decreased 331, or 17%, and the number of Form 18s mailed via USPS decreased 820, or 63%.

The Claims Department received 837 Form 61s and approved 835. When compared to the same period in FY 16/17, the department received 760 Form 61s, an increase of 77, and approved 716, an increase of 119. The department received 2 Third Party Settlements and approved 2. Compared to the same period in FY 16/17, the department received 44 Third Party Settlements and approved 31.

CLAIMS DEPARTMENT REPORT													
STATISTICS FOR FY2018-19													
July 12, 2019													
	July	August	Sept	Oct	Nov	Dec	Jan	Feb	March	April	May	June	Total
I. Claims Services Division													
Forms 15-I	1,164	1,286	1,071	1,250	1,166	1,019	1,259	1,078	1,197	1,151	1,251	1,129	14,021
Forms 15-III/Forms 17	1,000	994	873	1,015	974	881	989	903	1,053	1,073	1,010	942	11,707
Forms 16 for PP/Disf	265	202	276	218	158	300	246	208	266	212	214	280	2,845
Forms 18	4,394	4,512	4,083	4,893	4,380	4,288	4,772	4,307	4,451	4,455	4,554	3,894	52,983
Forms 20	729	759	660	782	720	571	762	692	759	699	718	665	8,516
Form 50 Claims Only	284	251	252	289	239	163	298	235	264	297	309	281	3,162
Form 61	698	818	678	776	690	682	837	686	750	781	745	652	8,793
Letters of Rep	158	178	151	200	164	113	187	163	188	228	192	185	2,107
Clinchers	898	917	660	853	942	903	868	837	799	836	760	935	10,208
Third Party Settlements	2	3	1	7	3	0	1	2	3	3	1	8	34
SSA Requests for Info	99	49	49	72	64	56	71	41	100	59	49	104	813
Cases Closed	2,282	2,414	1,925	2,872	2,090	1,943	2,514	2,106	2,430	2,335	2,393	2,316	27,620
Cases Reviewed	3,451	2,623	1,873	4,280	3,194	2,462	4,278	2,371	3,330	2,903	3,030	3,867	37,662
Total	15,424	15,006	12,552	17,507	14,784	13,381	17,082	13,629	15,590	15,032	15,226	15,258	180,471

CLAIMS DEPARTMENT REPORT													
STATISTICS FOR FISCAL 2018-2019													
July 1, 2019													
	July	August	Sept	Oct	Nov	Dec	Jan	Feb	March	April	May	June	Total
II. Total Fines Assessed by Claims Department													
# Assessed	254	242	225	338	254	299	315	241	275	226	234	214	3,117
# Rescinded	36	54	36	77	61	37	68	52	70	36	43	46	616
# Reduced	1	0	0	1	0	0	0	0	0	0	0	0	2
# Paid	218	218	146	240	228	152	256	198	246	265	194	189	2,550
# Outstanding*	388	322	430	451	401	446	399	425	375	288	303	300	4,528
Total Amt. Assessed	\$ 50,650	\$ 48,250	\$ 51,000	\$ 67,150	\$ 5,080	\$ 59,800	\$ 62,700	\$ 48,200	\$ 55,000	\$ 45,200	\$ 46,800	\$ 42,800	\$ 582,630
Total Amt. Rescinded	\$ 6,800	\$ 10,630	\$ 7,200	\$ 15,300	\$ 12,200	\$ 7,400	\$ 13,600	\$ 10,400	\$ 14,000	\$ 7,200	\$ 8,600	\$ 9,200	\$ 122,530
Total Amt. Reduced	\$ 20	\$ -	\$ -	\$ 100	\$ -	\$ -	\$ -	\$ -	\$ -	\$ -	\$ -	\$ -	\$ 120
Net Assessed													\$ -
Total Amt. Paid	\$ 44,000	\$ 43,300	\$ 29,200	\$ 47,800	\$ 45,400	\$ 30,250	\$ 51,200	\$ 39,600	\$ 49,050	\$ 52,850	\$ 38,800	\$ 37,800	\$ 509,250
Total Outstanding*	\$ 77,180	\$ 64,300	\$ 85,900	\$ 89,500	\$ 79,950	\$ 89,200	\$ 79,500	\$ 85,300	\$ 74,250	\$ 57,600	\$ 60,600	\$ 60,000	\$ 903,280

CLAIMS DEPARTMENT REPORT													
STATISTICS FOR FISCAL 2018-2019													
July 12, 2019													
	July	August	Sept	Oct	Nov	Dec	Jan	Feb	March	April	May	June	Total
Assessed Form 15I	10	9	7	12	10	5	13	7	20	0	4	5	102
Assessed Form 15II	8	4	0	7	7	4	11	2	6	0	0	2	51
Assessed Form 15S	0	0	0	0	0	0	0	0	0	0	0	0	0
Assessed Form 17	4	7	5	6	2	5	12	3	1	9	6	7	67
Assessed Form 18	201	202	223	258	211	270	227	219	210	196	206	178	2601
Assessed Form 19	1	1	0	3	0	0	2	0	0	0	0	0	7
Assessed Denial Letter	4	1	1	2	1	2	6	2	3	1	1	2	26
Assessed Requests	26	18	19	50	23	13	44	8	35	20	17	20	293
Paid Form 15I	\$ 2,200	\$ 1,800	\$ 1,000	\$ 1,200	\$ 2,400	\$ 400	\$ 2,400	\$ 1,000	\$ 1,400	\$ 2,000	\$ 1,600	\$ 800	\$ 18,200
Paid Form 15II	\$ 1,000	\$ 200	\$ 600	\$ 400	\$ 800	\$ 800	\$ 1,000	\$ 200	\$ 400	\$ 400	\$ 800	\$ 400	\$ 7,000
Paid Form 15S	\$ -	\$ -	\$ -	\$ -	\$ -	\$ -	\$ -	\$ -	\$ -	\$ -	\$ -	\$ -	\$ -
Paid Form 17	\$ 1,200	\$ 800	\$ 400	\$ 1,800	\$ 800	\$ 200	\$ 1,400	\$ 800	\$ 1,000	\$ 800	\$ 1,400	\$ 1,800	\$ 12,400
Paid Form 18	\$ 34,200	\$ 35,800	\$ 25,000	\$ 39,400	\$ 35,300	\$ 25,400	\$ 41,800	\$ 34,600	\$ 41,000	\$ 44,800	\$ 31,200	\$ 30,600	\$ 419,100
Paid Form 19	\$ -	\$ 100	\$ -	\$ -	\$ 100	\$ 50	\$ -	\$ -	\$ 50	\$ 50	\$ -	\$ -	\$ -
Paid Denial Letter	\$ 800	\$ 800	\$ 200	\$ 400	\$ 200	\$ -	\$ 800	\$ 400	\$ 600	\$ 400	\$ 200	\$ 600	\$ 5,400
Paid Request	\$ 4,600	\$ 3,800	\$ 2,000	\$ 4,600	\$ 5,800	\$ 3,400	\$ 3,800	\$ 2,600	\$ 4,600	\$ 4,400	\$ 3,600	\$ 3,600	\$ 46,800

State of South Carolina

1333 Main Street
P.O. Box 1715
Columbia, S.C. 29202-1715



Tel: (803) 737-5700
Fax: (803) 737-1234
www.wcc.sc.gov

Workers' Compensation Commission

July 10, 2019

To: Gary M. Cannon
Executive Director

From: Amy A. Bracy
Judicial Director

RE: Monthly Judicial Report for June 2019

During the month of June, the Judicial Department processed eight hundred eighty-nine (889) requests for hearings, one hundred sixteen (116) Motions and one hundred forty-three (143) clincher conference requests that were sent to the Jurisdictional Commissioners.

There were sixty-eight (68) Single Commissioner Hearings conducted during the past month, twenty-three (23) pre-hearing conferences held and four (4) Full Commission hearings held. A total of four hundred thirty-five (435) Orders were served at the single Commissioner level, forty-nine (49) of those were Decision and Orders that resulted from hearings that went on the record and one hundred forty-nine (149) were Motion Orders that were a result of Motions ruled upon by Commissioners.

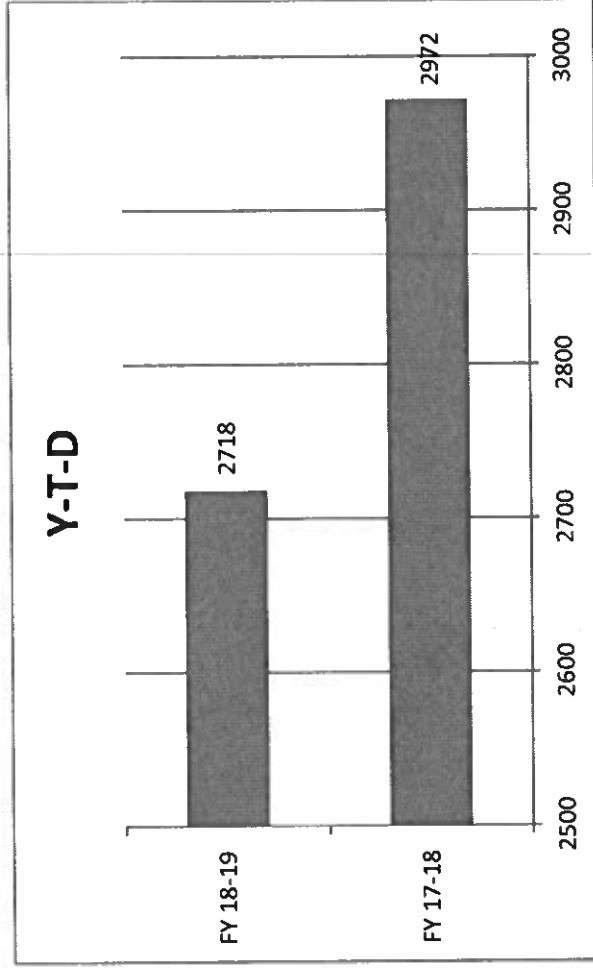
The Informal Conference system conducted two hundred fifty-seven (257) hearings during the last month.

There were fifty-five (55) regulatory mediations scheduled and forty-seven (47) requested mediations. The Judicial Department was notified of forty-two (42) matters resolved in mediation, with the receipt of Forms 70.

In the month of June, Judicial received six (6) Notices of Intent to Appeal to the Court of Appeals and zero (0) to the Circuit Court.

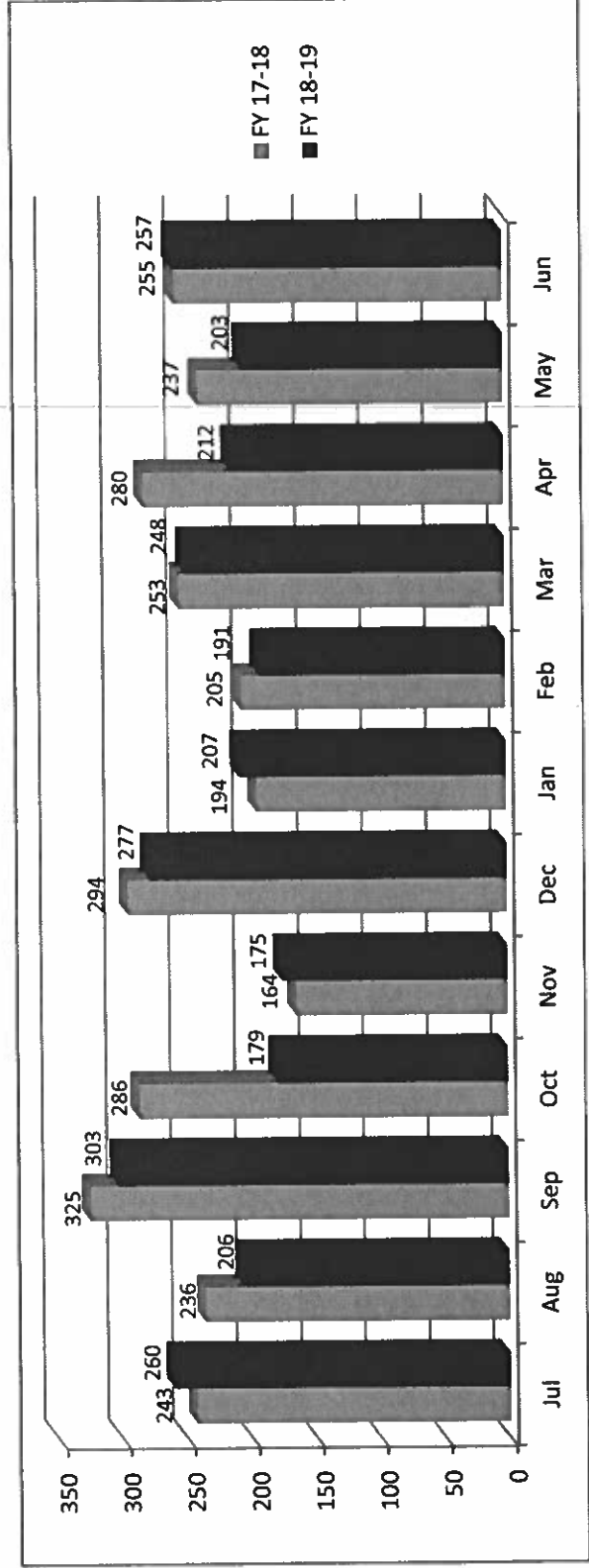
Informal Conf. Conducted

	FY 17-18	FY 18-19
Jul	243	260
Aug	236	206
Sep	325	303
Oct	286	179
Nov	164	175
Dec	294	277
Jan	194	207
Feb	205	191
Mar	253	248
Apr	280	212
May	237	203
Jun	255	257
Total	2972	2718



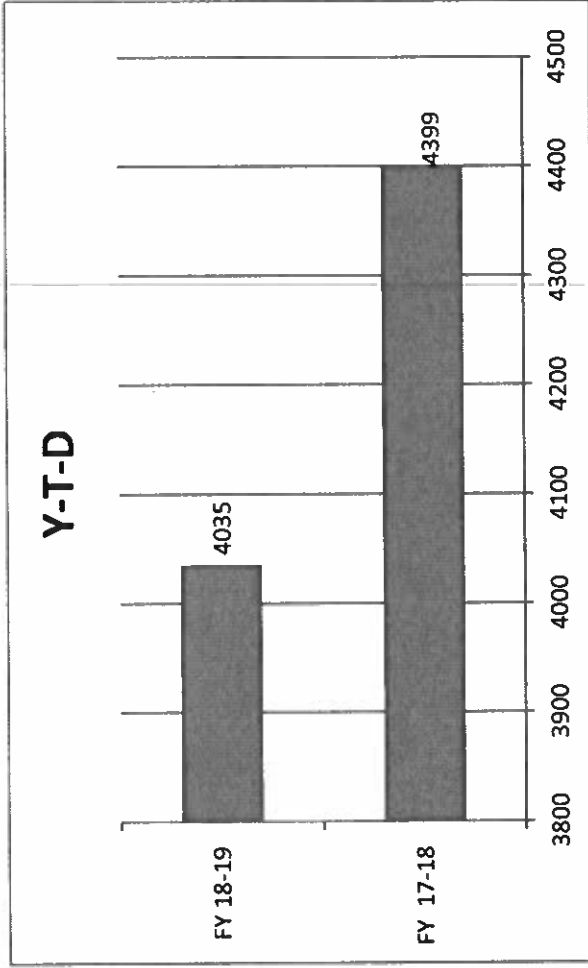
FY 17-18 **2972** FY 18-19 **2718**

Y-T-D



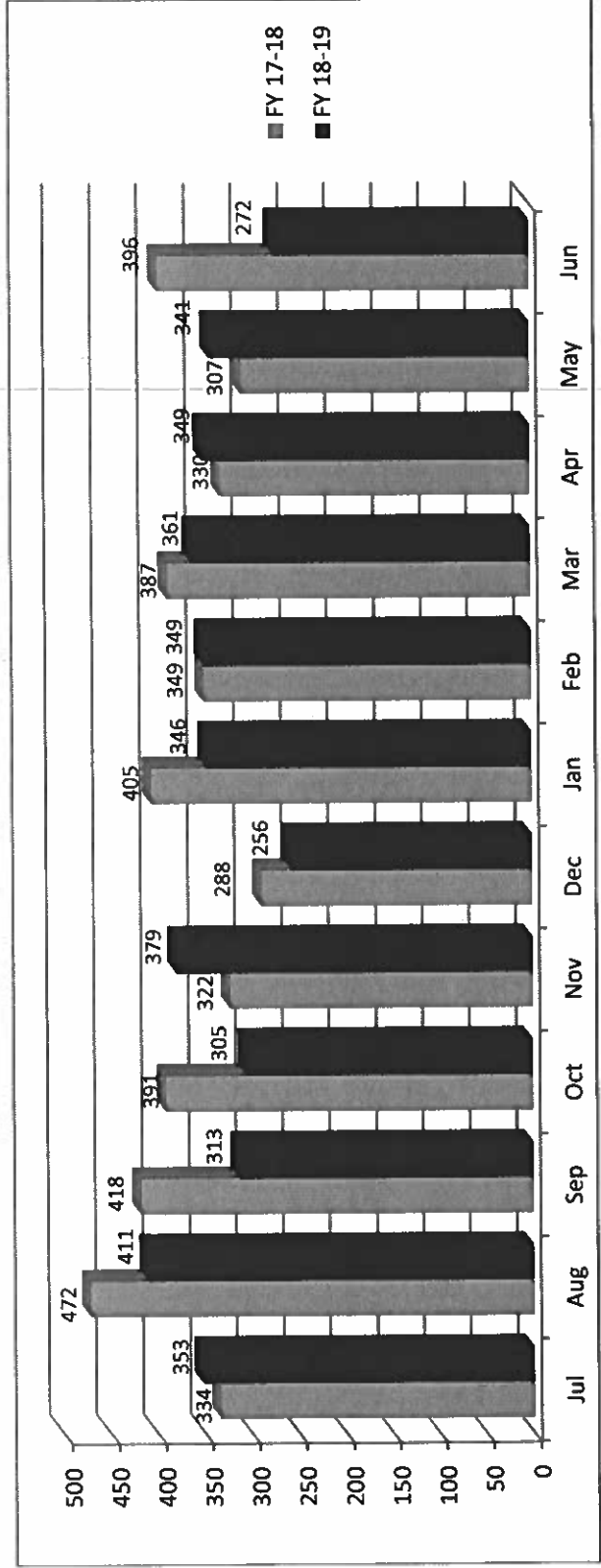
Informal Conf. Requested

	FY 17-18	FY 18-19
Jul	334	353
Aug	472	411
Sep	418	313
Oct	391	305
Nov	322	379
Dec	288	256
Jan	405	346
Feb	349	349
Mar	387	361
Apr	330	349
May	307	341
Jun	396	272
Total	4399	4035



FY 17-18 **4399** FY 18-19 **4035**

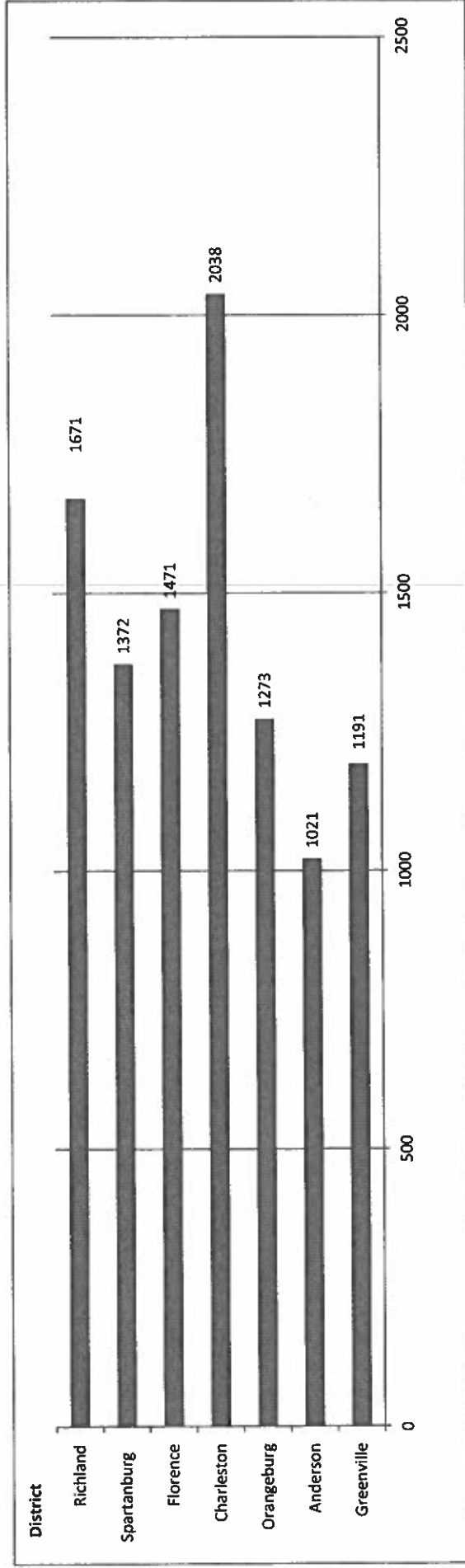
Y-T-D



Pleadings Assigned - Three Year Comparison by Month

	District 1 Greenville			District 2 Anderson			District 3 Orangeburg			District 4 Charleston			District 5 Florence			District 6 Spartanburg			District 7 Richland		
	18-19	17-18	16-17	18-19	17-18	16-17	18-19	17-18	16-17	18-19	17-18	16-17	18-19	17-18	16-17	18-19	17-18	16-17	18-19	17-18	16-17
Jul	88	97	98	98	79	82	114	104	108	183	127	158	147	121	131	110	107	92	144	139	149
Aug	118	113	92	71	97	93	87	120	93	187	172	176	124	134	164	149	107	115	138	159	157
Sep	92	100	144	78	100	92	83	110	121	148	156	183	98	136	140	91	103	142	132	164	141
Oct	112	97	104	98	68	74	115	86	93	204	135	172	119	107	115	130	113	119	160	177	142
Nov	116	116	92	87	83	98	114	92	89	161	159	169	130	131	131	119	120	114	150	148	164
Dec	92	122	90	66	81	86	93	113	72	116	150	135	121	108	100	94	113	85	115	172	129
Jan	89	87	93	69	72	92	114	88	97	170	138	184	104	112	157	114	94	119	134	166	160
Feb	102	75	96	80	84	74	102	88	76	156	125	142	111	139	117	126	119	85	116	163	136
Mar	92	120	91	81	96	108	97	122	124	192	179	188	142	138	150	115	126	122	131	188	175
Apr	84	119	111	76	87	80	76	113	94	157	174	142	103	128	156	86	120	103	123	155	146
May	112	125	125	114	88	101	189	127	121	211	157	188	151	126	148	138	112	122	183	166	167
Jun	94	111	134	103	84	120	89	126	142	153	191	183	121	169	154	100	129	125	145	140	169
Totals	1191	1282	1270	1021	1019	1104	1273	1289	1230	2038	1863	2020	1471	1549	1663	1372	1363	1343	1671	1937	1835

Pleadings Assigned by District Year to Date



COUNTY	July	Aug	Sep	Oct	Nov	Dec	Jan	Feb	Mar	Apr	May	June	Cy TM
Abbeville	0	0	0	0	0	0	0	0	0	0	0	3	3
Aiken	14	3	13	14	2	9	7	11	10	14	10	2	109
Allendale	0	0	0	0	0	0	0	0	0	0	0	1	1
Anderson	0	0	0	0	0	0	0	0	0	0	0	10	10
Bamberg	0	0	0	0	0	0	0	0	1	0	0	1	2
Barnwell	0	0	0	0	0	0	1	0	0	0	0	1	2
Beaufort	0	0	0	0	0	0	0	0	0	0	0	5	5
Berkeley	0	0	1	2	0	0	0	0	0	0	0	5	8
Calhoun	0	0	0	0	0	0	0	0	0	0	0	1	1
Charleston	0	0	0	0	0	0	0	0	1	0	0	23	24
Cherokee	0	0	0	1	0	0	0	0	0	0	0	7	8
Chester	0	0	0	0	0	0	0	0	0	0	0	5	5
Chesterfield	0	0	0	0	0	0	0	0	0	0	0	4	4
Clarendon	0	0	0	0	0	0	0	0	0	0	0	5	5
Colleton	0	0	0	0	0	0	0	0	0	0	0	7	7
Darlington	0	0	0	0	0	0	0	0	0	0	0	5	5
Dillon	0	0	0	0	0	0	1	0	0	0	0	1	2
Dorchester	0	0	0	1	0	0	0	0	0	0	0	5	6
Edgefield	0	0	0	0	0	0	0	0	0	0	0	0	0
Fairfield	0	0	0	0	0	0	0	0	0	0	0	1	1
Florence	0	0	0	0	0	0	0	0	0	0	0	10	10
Georgetown	0	0	0	0	0	0	2	0	0	0	7	8	17
Greenville	0	0	1	1	0	0	0	0	0	0	0	28	30
Greenwood	0	0	0	0	0	0	0	0	0	0	0	8	8
Hampton	1	0	0	0	0	0	0	0	0	0	0	4	5
Horry	0	0	0	0	0	0	0	0	0	0	5	2	7
Jasper	0	0	0	0	0	0	0	0	0	0	0	5	5
Kershaw	0	0	0	0	0	0	0	0	0	0	0	3	3
Lancaster	0	0	0	0	0	0	0	0	0	0	0	5	5
Laurens	0	0	0	0	1	0	0	0	0	0	0	7	8
Lee	0	0	0	0	0	0	0	0	0	0	0	2	2
Lexington	1	0	1	0	0	0	0	1	0	2	13	10	28
Marion	0	0	0	0	0	0	0	0	0	0	0	1	1
Marlboro	0	0	0	0	0	0	0	0	0	0	0	1	1
McCormick	0	0	0	0	0	0	0	0	0	0	0	1	1
Newberry	0	0	0	0	0	0	0	0	0	0	0	3	3
Oconee	0	0	0	0	0	0	0	0	0	0	0	9	9
Orangeburg	0	0	0	0	0	1	0	0	0	0	0	14	15
Pickens	0	0	0	0	0	0	0	0	0	0	0	13	13
Richland	56	59	20	50	7	50	12	1	13	12	12	11	303
Saluda	0	0	0	0	0	0	0	0	0	0	0	0	0
Spartanburg	0	0	0	0	0	1	0	0	1	1	0	10	13
Sumter	0	0	0	0	0	0	0	0	0	0	0	5	5
Union	0	0	0	0	0	0	0	0	0	0	0	7	7
Williamsburg	0	0	0	0	0	0	0	0	0	0	0	10	10
York	1	0	0	0	0	0	0	0	0	0	0	24	25
Monthly Totals	73	62	36	69	10	61	23	13	26	29	47	293	742

State of South Carolina

1333 Main Street, 5th Floor
P.O. Box 1715
Columbia, S.C. 29202-1715



TEL: (803) 737-5700
www.wcc.sc.gov

Workers' Compensation Commission

Executive Director's Report Gary M. Cannon

July 15, 2019

Meetings/Activities

The Executive Director participated in the following scheduled meetings and activities:

- | Date | Activity | Subject | Individuals |
|-----------|-------------|--|-------------|
| • June 12 | - Meeting | - Staffing with Alexa | |
| • June 12 | - Meeting | - Agency Accounting Accountability Report | |
| • June 12 | - Conf Call | - Michael Wapnick, CourtCall | |
| • June 14 | - Meeting | - Agency Leadership Meeting | |
| • June 17 | - Meeting | - CourtCall presentation | |
| • June 18 | - Meeting | - Attend Sprint 20 | |
| • June 20 | - Meeting | - Meet with Wayne to discuss Power Point Presentation | |
| • June 20 | - Meeting | - Internal Stakeholder Meeting | |
| • June 21 | - Meeting | - Met with April Jones of West Law to review plan | |
| • June 21 | - Meeting | - Claims Management System Carrier Focus Group | |
| • June 24 | - Meeting | - Meeting with Renee Rochester from DOA | |
| • June 25 | - Meeting | - Bi-weekly Legacy training meeting | |
| • June 27 | - Meeting | - Angie Miller to discuss budget and Legacy project budget | |
| • July 3 | - Meeting | - Attend Sprint 21 review | |
| • July 8 | - Meeting | - Keith Roberts to discuss response in legal matter | |

Constituent /Public Information Services

For the period June 13, 2019, 2019 to July 12, 2019, the Executive Director's Office and the General Counsel's office had 310 contacts with various system constituents and stakeholders. The contacts included telephone communications; electronic and personal contacts with claimants or constituents, state agencies, federal agencies, attorneys, service providers, business partners; and letters with congressional offices.

Financial Transactions Activity

The Executive Director's office has assumed the direct responsibility for budget, financial and purchasing transactions. Even though the Commission has a Memorandum of Understanding with the Department of Administration for assistance with procurement services and accounting

and budgetary support, the following activities occurred in the Executive Director's office for the period June 12 2019 through July 10, 2019: approved and processed 12 travel expense reimbursement payment related activities, 37 invoices, and 28 deposits. Procurement and purchasing activities included the entries of 26 goods received.

SCWCC Stakeholder Electronic Distribution List

For the period June 12, 2019, through July 10 2019, we added two (2) individuals, due to the receipt of email delivery failures, two (2) email addresses were deleted, due to delivery failure notification. A total of 792 individuals currently receive notifications from the Commission.

State of South Carolina

1333 Main Street, 5th Floor
P.O. Box 1715
Columbia, S.C. 29202-1715



TEL: (803) 737-5700
www.wcc.sc.gov

Workers' Compensation Commission

MEMORANDUM

TO: COMMISSIONERS

FROM: Gary Cannon
Executive Director

DATE: July 15, 2019

RE: FINANCIAL REPORT - Period ending June 30, 2019

Attached is the Budget vs. Actual Report for the General Fund and Earmarked Fund for the fiscal year period ending June 30, 2019. The benchmark for this period is 100%. Please note this is the last month of the fiscal year and there may be minor adjustments when we close the books. I will provide an updated report for the year next month.

The expenditures are on pages 1-9 of the "Budget vs. Actual Report FY 2018-19. The total of expenditures in the General Fund (10010000) is \$1,927,664 or 91% of budget. Details are on pages 1-2. The total expenditures, on page 9, for the Earmarked Fund (38440000) is \$5,020,851 or 72% of budget. The fund has \$939,572 of Commitments, which includes \$808,423 for the IT Legacy System Modernization project.

The Earmarked Fund Revenues page located behind the Commitments report. The total operating revenues received in the Earmarked Fund is \$3,648,355 or 191% of budget. We have received \$4,811,956 Self-Insurance Tax funds.

South Carolina Workers' Compensation Commission
Earmarked Fund Revenues
FY 2019 As of 6/30/2019
100% of year elapsed

Account	Acct No.	Budget	YTD Actual Revenue	% of Budget
WORKERS' COMP HEARING FEE	4110090000	545,662	1,070,550	196%
W COMP SELF INS APPL FEE	4160040000	26,577		
W COMP FILING VIOL PENALTY	4223030000	1,235,476	2,381,873	193%
PARKING FEE	4350040000	5,900	5,465	93%
W COMP AWARD REVIEW FEE	4350140000	32,251	34,400	107%
TRNG CONF REG FEE	4380020000	6,000		
PHOTOCOPYING FEE	4380050000	57,199	63,317	111%
SALE OF SERVICES	4480020000		13,562	
SALE OF LISTINGS & LABELS	4480060000	5,687	4,175	73%
RETURN CHECKS	4530010000		(9,600)	
ADJUSTMENT TO AGENCY DEPOSITS	4530020000		83,025	
MISC REVENUE	4530030000		1,588	
Total Operating Revenues		1,914,752	3,648,355	191%

Self Insurance Tax		2,500,000	4,811,956	192%
---------------------------	--	------------------	------------------	-------------

South Carolina Workers' Compensation Commission
Budget vs. Actual Report
FY 2019 As of 6/30/2019
100% of year elapsed

Fund 10010000 - GENERAL FUND

Administration

Commitment Item	Commitment Item Description	Current Budget	YTD Expenditures	% Used	Commitments	Remaining Balance
501015	DIRECTOR	102,129	102,129	100%		0
501058	CLASSIFIED POS	47,092				47,092
512001	OTHER OPERATING	73,411				
5050010000	IN ST-MEALS-NON-REP		282			
5050020000	IN ST-LODGING		2,802			
5050041000	HR-IN ST-AUTO MILES		2,162			
5050060000	IN ST-MISC TR EXP		92			
5050510000	OUT ST-MEALS-NON-REP		96			
5050520000	OUT ST-LODGING		1,043			
5050531000	HR-OUT ST-AIR TRANS		512			
	Total OTHER OPERATING:	73,411	6,988	10%	0	66,423
	Total Administration:	222,632	109,117	49%	0	113,515

Claims

Commitment Item	Commitment Item Description	Current Budget	YTD Expenditures	% Used	Commitments	Remaining Balance
501058	CLASSIFIED POS	78,986	78,986	100%		0
	Total Claims:	78,986	78,986	100%	0	0

South Carolina Workers' Compensation Commission
Budget vs. Actual Report
FY 2019 As of 6/30/2019
100% of year elapsed

Fund 10010000 - GENERAL FUND

Commissioners

Commitment Item	Commitment Item Description	Current Budget	YTD Expenditures	% Used	Commitments	Remaining Balance
501026	CHAIRMAN	124,787	124,787	100%	0	0
501033	COMMISSIONER	721,339	721,339	100%	0	0
501050	TAXABLE SUBS	5,525	5,525	100%	0	0
501058	CLASSIFIED POS	337,050	337,050	100%		0
501070	OTH PERS SVC	8,309	8,309	100%		0
512001	OTHER OPERATING	17,520				
5050510000	OUT ST-MEALS-NON-REP		62			
5050531000	HR-OUT ST-AIR TRANS		623			
5050541000	HR-OUT ST-AUTO MILES		48			
5050560000	OUT ST-MISC TR EXPEN		66			
	Total OTHER OPERATING:	17,520	799	5%	0	16,721
	Total Commissioners:	1,214,530	1,197,808	99%	0	16,721

Insurance & Medical

Commitment Item	Commitment Item Description	Current Budget	YTD Expenditures	% Used	Commitments	Remaining Balance
501058	CLASSIFIED POS	30,000	30,000	100%		0
	Total Insurance & Medical:	30,000	30,000	100%		0

Judicial

Commitment Item	Commitment Item Description	Current Budget	YTD Expenditures	% Used	Commitments	Remaining Balance
501058	CLASSIFIED POS	29,267				29,267
	Total Judicial:	29,267				29,267

Employer Contributions

Commitment Item	Commitment Item Description	Current Budget	YTD Expenditures	% Used	Commitments	Remaining Balance
513000	EMPLOYER CONTRIB	540,893	511,753	95%		29,140
	Total Employer Contributions:	540,893	511,753	95%		29,140

Total GENERAL FUND: 2,116,307 1,927,664 91% 0 188,643

South Carolina Workers' Compensation Commission
Budget vs. Actual Report
FY 2019 As of 6/30/2019
100% of year elapsed

Fund 38440000 - EARMARKED FUND

Administration

Commitment Item	Commitment Item Description	Current Budget	YTD Expenditures	% Used	Commitments	Remaining Balance
501058	CLASSIFIED POS	624,985	150,690	24%		474,295
512001	OTHER OPERATING	2,588,374				
5020010000	OFFICE EQUIP SERVICE		200			
5020030000	PRINT / BIND / ADV		4,713			
5020077160	SERVICES- MGT ADMN		5,839			
5020080000	FREIGHT EXPRESS DELV		1,418			
5020120000	CELLULAR PHONE SVCS				323	
5021010000	LEGAL SERVICES		908			
5021020000	ATTORNEY FEES		-343			
5021329000	BUILDING RENOVATION		5,057		632	
5021410000	EDUC & TRNG-STATE		845			
5021469302	CARPENTRY (SERVICES)		767			
5021479208	LOCKSMITH SERVICES		254			
5021490000	AUDIT ACCT FINANCE		137			
5021530000	CATERED MEALS		4,140			
5024990000	OTH CNT-NON-IT & REA		3,624			
5030010000	OFFICE SUPPLIES		10,358		2,700	
5030010002	OFF SUP - MIN OFF EQ		2,375			
5030010003	OFF SUP&EQ-NON-IT PL		1,418			
5030010004	SUBSCRIPTIONS		5,773			
5030030000	PRINTED ITEMS		69			
5030067101	PRGM LIC - APP SUPP		30,865			
5030067110	EQUIP&SUPP- DATA NET		69			
5030067170	EQUIP&SUPP- PRINT EU		2,264		186	
5030070000	POSTAGE		32,725		15,093	
5030090000	COMMUNICATION SUPP		43			
5031010000	LAUNDRY SUPPLIES		261			
5031029000	BLDG RENOVATION SUPP		5,350			
5031469309	PLUMBING SUPPLIES		270			
5031639500	OTH SECURTY EXP SUPL		51			
5032820000	INSTRUCTIONAL MAT		1,395		99	
5033090000	EMPLOYEE RECOG AWARD		3,345		551	

South Carolina Workers' Compensation Commission
Budget vs. Actual Report
FY 2019 As of 6/30/2019
100% of year elapsed

Fund 38440000 - EARMARKED FUND

5033990000	OTHER SUPPLIES		91			
5040010000	OPER LSE-OFC EQ RENT		1,897			
5040057000	IT-OPER LS-CONT RENT		113		1,023	
5040060000	OPER-RENT-NON ST OWN		360,647		33,443	
5040490000	OPER LSE-RENT-OTHER		16,160		7,020	
5040510000	INSURANCE-STATE		296			
5040520000	INSURANCE-NON STATE		711			
5041010000	DUES & MEMBER FEES		4,871			
5041020000	FEES AND FINES		572		42	
5050010000	IN ST-MEALS-NON-REP		127			
5050020000	IN ST-LODGING		712			
5050040000	IN ST-AUTO MILEAGE		51			
5050041000	HR-IN ST-AUTO MILES		353			
5050070000	IN ST-REGISTR FEES		695			
5050510000	OUT ST-MEALS-NON-REP		277			
5050570000	OUT ST-REGISTR FEES		1,473			
5051540000	LEASED CAR-ST OWNED		42,340			
5190010000	INT EXP-LATE PAYMENT		18		15	
	Total OTHER OPERATING:	2,588,374	555,594	21%	61,128	1,971,652
	Total Administration:	3,213,359	706,284	22%	61,128	2,445,947

Inform. services

Commitment Item	Commitment Item Description	Current Budget	YTD Expenditures	% Used	Commitments	Remaining Balance
501058	CLASSIFIED POS		337,973			-337,973
5020010000	OFFICE EQUIP SERVICE		71			
5020077100	SERVICES- APP SUP		0		842	
5020077110	SERVICES- DATA NET		2,185			
5020077220	SERVICES- VOICENET		25,423			
5020077230	IT CONTRACTORS		165,441		808,423	
5020077240	DP SERVICES – STATE		194,028			
5020080000	FREIGHT EXPRESS DELV		164			
5020120000	CELLULAR PHONE SVCS		19,385		1,806	
5021469316	SECURITY ALARM SRVC		3,300		852	
5030010000	OFFICE SUPPLIES		1,420		558	

South Carolina Workers' Compensation Commission
Budget vs. Actual Report
FY 2019 As of 6/30/2019
100% of year elapsed

Fund 38440000 - EARMARKED FUND

5030010004	SUBSCRIPTIONS	450		
5030050000	PHOTO & VISUAL SUPP	2,253		
5030067101	PRGM LIC - APP SUPP		38,880	
5030067130	EQUIP&SUPP- EUC	11,700		
5030067131	PLM- EUC		769	
5030067170	EQUIP&SUPP- PRINT EU	12,685	6,204	
5030067210	EQUIP&SUPP- STORAGE	751		
5030067220	EQUIP&SUPP- VOICENET	233		
5030090000	COMMUNICATION SUPP	475		
5031010000	LAUNDRY SUPPLIES	45		
5040057000	IT-OPER LS-CONT RENT	4,138	3,280	
5041010000	DUES & MEMBER FEES	100		
5050010000	IN ST-MEALS-NON-REP	320		
5050020000	IN ST-LODGING	2,105		
5050031000	HR-IN ST-AIR TRANS	1,330		
5050041000	HR-IN ST-AUTO MILES	962		
5050050000	IN ST-OTHER TRANS	17		
5050060000	IN ST-MISC TR EXP	118		
5050070000	IN ST-REGISTR FEES	118		
5050510000	OUT ST-MEALS-NON-REP	204		
5050520000	OUT ST-LODGING	931		
5050531000	HR-OUT ST-AIR TRANS	453		
5050541000	HR-OUT ST-AUTO MILES	116		
5050550000	OUT ST-OTHER TRANS	108		
5050560000	OUT ST-MISC TR EXPEN	90		
5050570000	OUT ST-REGISTR FEES	2,079		
5203990000	LOW VALUE ASSET (MA)	2,506		
	Total OTHER OPERATING:	455,705	861,616	-1,317,320
	Total Inform. services:	793,678	861,616	-1,655,293

South Carolina Workers' Compensation Commission
Budget vs. Actual Report
FY 2019 As of 6/30/2019
100% of year elapsed

Fund 38440000 - EARMARKED FUND

Claims

Commitment Item	Commitment Item Description	Current Budget	YTD Expenditures	% Used	Commitments	Remaining Balance
501058	CLASSIFIED POS	277,786	259,746	94%		18,040
501070	OTH PERS SVC	3,725	3,064	82%		660
512001	OTHER OPERATING	19,039				
5020080000	FREIGHT EXPRESS DELV				209	
5020120000	CELLULAR PHONE SVCS				56	
5030010000	OFFICE SUPPLIES		199		1,009	
5030030000	PRINTED ITEMS		27			
5050010000	IN ST-MEALS-NON-REP		12			
5050020000	IN ST-LODGING		472			
5050041000	HR-IN ST-AUTO MILES		177			
	Total OTHER OPERATING:	19,039	886	5%	1,273	16,880
	Total Claims:	300,550	263,696	88%	1,273	35,581

South Carolina Workers' Compensation Commission
Budget vs. Actual Report
FY 2019 As of 6/30/2019
100% of year elapsed

Fund 38440000 - EARMARKED FUND

Commissioners

Commitment Item	Commitment Item Description	Current Budget	YTD Expenditures	% Used	Commitments	Remaining Balance
501050	TAXABLE SUBS	70,000	54,070	77%	0	15,930
512001	OTHER OPERATING	230,700				
5020080000	FREIGHT EXPRESS DELV		126			
5020120000	CELLULAR PHONE SVCS				830	
5021010000	LEGAL SERVICES		103,675			
5021010003	LEGAL SRV-TRANSCRIPT		43			
5021410000	EDUC & TRNG-STATE		225			
5021540000	NON-IT OTHER PRO SRV		747		2,981	
5030010000	OFFICE SUPPLIES		298		964	
5030030000	PRINTED ITEMS		735			
5041010000	DUES & MEMBER FEES		420			
5050010000	IN ST-MEALS-NON-REP		245			
5050020000	IN ST-LODGING		4,859			
5050031000	HR-IN ST-AIR TRANS		1,199			
5050041000	HR-IN ST-AUTO MILES		22,150			
5050050000	IN ST-OTHER TRANS		218			
5050060000	IN ST-MISC TR EXP		254			
5050080000	IN ST-SUBSIST ALLOW		9,661			
5050510000	OUT ST-MEALS-NON-REP		292			
5050570000	OUT ST-REGISTR FEES		1,953			
5051520000	REPORTABLE MEALS		146			
	Total OTHER OPERATING:	230,700	147,246	64%	4,775	78,679
	Total Commissioners:	300,700	201,316	67%	4,775	94,609

Information Services FY18

Commitment Item	Commitment Item Description	Current Budget	YTD Expenditures	% Used	Commitments	Remaining Balance
561000	Special Item	1,400,000	1,400,000	100%	0	0
	Total Information Services FY18:	1,400,000	1,400,000	100%	0	0

South Carolina Workers' Compensation Commission
Budget vs. Actual Report
FY 2019 As of 6/30/2019
100% of year elapsed

Fund 38440000 - EARMARKED FUND

Insurance & Medical

Commitment Item	Commitment Item Description	Current Budget	YTD Expenditures	% Used	Commitments	Remaining Balance
501058	CLASSIFIED POS	459,463	408,205	89%		51,258
501070	OTH PERS SVC	22,881	9,853	43%		13,028
512001	OTHER OPERATING	54,500				
5020080000	FREIGHT EXPRESS DELV				209	
5020120000	CELLULAR PHONE SVCS				39	
5021540000	NON-IT OTHER PRO SRV		22,395		6,950	
5024990000	OTH CNT-NON-IT & REA		1,470			
5030010000	OFFICE SUPPLIES		848		997	
5030010004	SUBSCRIPTIONS		203			
5030070000	POSTAGE		43			
5050010000	IN ST-MEALS-NON-REP		50			
5050020000	IN ST-LODGING		472			
5050041000	HR-IN ST-AUTO MILES		177			
5050510000	OUT ST-MEALS-NON-REP		110			
5050570000	OUT ST-REGISTR FEES		640			
	Total OTHER OPERATING:	54,500	26,408	48%	8,195	19,897
	Total Insurance & Medical:	536,844	444,465	83%	8,195	84,184

South Carolina Workers' Compensation Commission
Budget vs. Actual Report
FY 2019 As of 6/30/2019
100% of year elapsed

Fund 38440000 - EARMARKED FUND

Judicial

Commitment Item	Commitment Item Description	Current Budget	YTD Expenditures	% Used	Commitments	Remaining Balance
501058	CLASSIFIED POS	449,778	449,498	100%		280
501070	OTH PERS SVC	38,767	38,226	99%		541
512001	OTHER OPERATING	12,800				
5020010000	OFFICE EQUIP SERVICE		578		1,053	
5020080000	FREIGHT EXPRESS DELV				209	
5020120000	CELLULAR PHONE SVCS				55	
5021010000	LEGAL SERVICES		4,100			
5030010000	OFFICE SUPPLIES		477		1,054	
5050010000	IN ST-MEALS-NON-REP		373		38	
5050020000	IN ST-LODGING		1,691		104	
5050041000	HR-IN ST-AUTO MILES		235			
5050060000	IN ST-MISC TR EXP		45			
5051520000	REPORTABLE MEALS		1,143		72	
	Total OTHER OPERATING:	12,800	8,642	68%	2,585	1,573
	Total Judicial:	501,345	496,365	99%	2,585	2,395

Employer Contributions

Commitment Item	Commitment Item Description	Current Budget	YTD Expenditures	% Used	Commitments	Remaining Balance
513000	EMPLOYER CONTRIB	755,047	715,047	95%	0	40,000
	Total Employer Contributions:	755,047	715,047	95%	0	40,000
	Total EARMARKED FUND:	7,007,845	5,020,851	72%	939,572	1,047,422

South Carolina Workers' Compensation Commission

Commitments

FY 2019 As of 6/30/2019

Fund 38440000 - EARMARKED FUND

Administration

Commitment Item	Commitment Item Description	Vendor	Commitment
5020120000	CELLULAR PHONE SVCS	VERIZON WIRELESS	323
5021329000	BUILDING RENOVATION	SPRINGHILL CONSTRUCTION LLC	632
5030067170	EQUIP&SUPP- PRINT EU	MAJOR BUSINESS MACHINES	186
5030070000	POSTAGE	NEOFUNDS BY NEOPOST	837
5030070000	POSTAGE	NEOPOST USA INC	1,296
5030070000	POSTAGE	US POSTAL SERVICE	12,960
5032820000	INSTRUCTIONAL MAT	PINE PRESS PRINTING	99
5033090000	EMPLOYEE RECOG AWARD	LITTLE PIGS BARBECUE	551
5040057000	IT-OPER LS-CONT RENT	XEROX CORPORATION	1,023
5040060000	OPER-RENT-NON ST OWN	ALBANY ROAD - 1333 MAIN LLC	33,443
5040490000	OPER LSE-RENT-OTHER	REPUBLIC PARKING SYSTEM INC	7,020
5041020000	FEES AND FINES	NEOPOST USA INC	42
5190010000	INT EXP-LATE PAYMENT	NEOPOST USA INC	15
Total Administration:			58,428

Inform. services

Commitment Item	Commitment Item Description	Vendor	Commitment
5020077100	SERVICES- APP SUP	BIS DIGITAL, INC.	842
5020077230	IT CONTRACTORS	TAPFIN PROCESS SOLUTIONS	808,423
5020120000	CELLULAR PHONE SVCS	VERIZON WIRELESS	1,806
5021469316	SECURITY ALARM SRVC	SONITROL SECURITY SYSTEMS	852
5030010000	OFFICE SUPPLIES	FORMS & SUPPLY INC	558
5030067101	PRGM LIC - APP SUPP	SHI INTERNATIONAL CORP	38,880
5030067131	PLM- EUC	SHI INTERNATIONAL CORP	769
5030067170	EQUIP&SUPP- PRINT EU	FORMS & SUPPLY INC	6,204
5040057000	IT-OPER LS-CONT RENT	XEROX	1,433
5040057000	IT-OPER LS-CONT RENT	XEROX CORPORATION	1,847
Total Inform. services:			861,616

Claims

Any items with vendor "Not assigned" are pending financial adjustments. Any commitment on the Budget vs. Actual Report that is missing from this list is a travel commitment.

South Carolina Workers' Compensation Commission

Commitments

FY 2019 As of 6/30/2019

Fund 38440000 - EARMARKED FUND

Commitment Item	Commitment Item Description	Vendor	Commitment
5020080000	FREIGHT EXPRESS DELV	FEDEX	209
5020120000	CELLULAR PHONE SVCS	VERIZON WIRELESS	56
5030010000	OFFICE SUPPLIES	FORMS & SUPPLY INC	539
5030010000	OFFICE SUPPLIES	STAPLES BUSINESS ADVANTAGE	470
Total Claims:			1,273

Commissioners

Commitment Item	Commitment Item Description	Vendor	Commitment
5020120000	CELLULAR PHONE SVCS	VERIZON WIRELESS	830
5021540000	NON-IT OTHER PRO SRV	DAVID F GOODWIN JR	1,247
5021540000	NON-IT OTHER PRO SRV	NICHOLAS ANTONIO GUNTER	869
5021540000	NON-IT OTHER PRO SRV	RICHLAND COUNTY SHERIFFS DEPT	864
5030010000	OFFICE SUPPLIES	FORMS & SUPPLY INC	456
5030010000	OFFICE SUPPLIES	STAPLES BUSINESS ADVANTAGE	508
Total Commissioners:			4,775

Insurance & Medical

Commitment Item	Commitment Item Description	Vendor	Commitment
5020080000	FREIGHT EXPRESS DELV	FEDEX	209
5020120000	CELLULAR PHONE SVCS	VERIZON WIRELESS	39
5021540000	NON-IT OTHER PRO SRV	A WOMANS TOUCH LLC	432
5021540000	NON-IT OTHER PRO SRV	BNG PROCESS SERVICE	2,106
5021540000	NON-IT OTHER PRO SRV	J & J INVESTIGATIONS LLC	1,458
5021540000	NON-IT OTHER PRO SRV	MILLIGAN & ASSOCIATES	154
5021540000	NON-IT OTHER PRO SRV	NTHRIVE INC	1,380
5021540000	NON-IT OTHER PRO SRV	TPT INVESTIGATIONS LLC	480
5021540000	NON-IT OTHER PRO SRV	UPSTATE LEGAL SUPPORT SERVICES L	108
5021540000	NON-IT OTHER PRO SRV	WHITESELL INVESTIGATIVE SERVICES	832
5030010000	OFFICE SUPPLIES	FORMS & SUPPLY INC	477
5030010000	OFFICE SUPPLIES	STAPLES BUSINESS ADVANTAGE	520
Total Insurance & Medical:			8,195

Any items with vendor "Not assigned" are pending financial adjustments. Any commitment on the Budget vs. Actual Report that is missing from this list is a travel commitment.

**South Carolina Workers' Compensation Commission
Commitments
FY 2019 As of 6/30/2019**

Fund 38440000 - EARMARKED FUND

Judicial

Commitment Item	Commitment Item Description	Vendor	Commitment
5020010000	OFFICE EQUIP SERVICE	AMERICAN TIME DATA INC	1,053
5020080000	FREIGHT EXPRESS DELV	FEDEX	209
5020120000	CELLULAR PHONE SVCS	VERIZON WIRELESS	55
5030010000	OFFICE SUPPLIES	FORMS & SUPPLY INC	529
5030010000	OFFICE SUPPLIES	STAPLES BUSINESS ADVANTAGE	525
5050010000	IN ST-MEALS-NON-REP	GREGORY S	38
5050020000	IN ST-LODGING	GREGORY S	104
5051520000	REPORTABLE MEALS	GREGORY S	72
Total Judicial:			2,585

Total EARMARKED FUND:

939,572

Any items with vendor "Not assigned" are pending financial adjustments. Any commitment on the Budget vs. Actual Report that is missing from this list is a travel commitment.