

A G E N D A

SOUTH CAROLINA WORKERS' COMPENSATION COMMISSION

1333 Main Street, 5th Floor
Columbia, South Carolina 29201
August 29, 2022 10:30 a.m.

Meeting to be held in Hearing Room A

This meeting agenda was posted prior to the meeting and proper advance notice was made to all concerned parties in compliance with requirements in the Freedom of Information Act.

- | | |
|---|---|
| 1. CALL TO ORDER | CHAIRMAN BECK |
| 2. APPROVAL OF AGENDA OF BUSINESS MEETING OF AUGUST 29, 2022 | CHAIRMAN BECK |
| 3. APPROVAL OF MINUTES OF THE REGULAR BUSINESS MEETING OF JULY 18, 2022 (Tab 1) | CHAIRMAN BECK |
| 4. GENERAL ANNOUNCEMENTS | MR. CANNON |
| 5. APPLICATIONS FOR APPROVAL TO SELF-INSURE (Tab 2) | MS. BROWN |
| 6. DEPARTMENT DIRECTORS' REPORTS
Human Resources (Tab 3)
Information Services (Tab 4)
Insurance and Medical Services (Tab 5)
Claims (Tab 6)
Judicial (Tab 7) | MS. WARD
MR. PLUSS
MR. DUCOTE
MS. SPANN
MS. BRACY |
| 7. DEPARTMENT OF VOCATIONAL REHABILITATION
Monthly Report (Tab 8) | MR. CANNON |
| 8. EXECUTIVE DIRECTOR'S REPORT (Tab 9) | MR. CANNON |
| 9. FINANCIAL REPORT (Tab 10) | MR. CANNON |
| 10. OLD BUSINESS | CHAIRMAN BECK |
| 11. EXECUTIVE SESSION
General Counsel has requested an Executive Session to discuss pending litigation. | CHAIRMAN BECK |
| 12. ADJOURNMENT | CHAIRMAN BECK |

Table of Contents

1	Approval of Minutes of Business Meeting of July 18, 2022
2	Self-Insurance
3	Human Resources
4	Information Services
5	Insurance & Medical Services
6	Claims
7	Judicial
8	Vocational Rehabilitation
9	Executive Director's Report
10	Financial Report

TAB 1

THE
SOUTH CAROLINA WORKERS'
COMPENSATION COMMISSION
BUSINESS MEETING
July 18, 2022

A Business Meeting of the South Carolina Workers' Compensation Commission was held in Hearing Room A of the Workers' Compensation Commission on Monday, July 18, 2022, at 10:30 a.m. The meeting agenda was posted prior to the meeting and proper advance notice was made to all concerned parties in compliance with requirements in the Freedom of Information Act. The following Commissioners were present:

T. SCOTT BECK, CHAIRMAN
AVERY WILKERSON, VICE CHAIR
R. MICHAEL CAMPBELL, II, COMMISSIONER
MELODY L. JAMES, COMMISSIONER
GENE MCCASKILL, COMMISSIONER
AISHA TAYLOR, COMMISSIONER
CYNTHIA DOOLEY, COMMISSIONER

Present also were Gary Cannon, Executive Director; Keith Roberts, General Counsel, Christy Brown, Self-Insurance Director; Amy Bracy, Judicial Director; Wayne Ducote, Insurance & Medical Services Director; Sonji Spann, Claims Director; Kristen Mcree, Staff Attorney; Bridget Ward, Human Resource Director; Kris Pluss, Director of Information Technology; Sade Allen, Director of Coverage and Compliance and Elizabeth Schinke, Systems/Data Analyst.

Chairman Beck called the meeting to order at 10:40 a.m.

AGENDA

Commissioner McCaskill moved that the agenda be approved. Commissioner Taylor seconded the motion, and the motion was approved.

APPROVAL OF MINUTES – BUSINESS MEETING OF June 20, 2022

Commissioner McCaskill moved that the minutes of the Business Meeting of June 20, 2022, be approved. Commissioner Campbell seconded the motion, and the motion was approved.

GENERAL ANNOUNCEMENTS

Chairman Beck welcomed Commissioner Dooley.

APPLICATIONS FOR APPROVAL TO SELF-INSURE

Self-insurance applications were presented by Christy Brown, Self-Insurance Director. **Ten (10)** prospective members of **Three (3)** funds were presented to the Commission for approval. The applications were:

South Carolina Home Builders SIF
All in One Construction LLC
DLR Solutions LLC DBA Tidelands Home Solutions
Griseyda E Escoto-Urbina DBA DYJ Contracting LLC

Gutter Source LLC
Johnston Contracting LLC
Maintain of the Lowcountry LLC
Micalline LLC

After examination of the applications, it was determined that each complied with the Commission's requirements, and each was recommended for approval.

Commissioner Wilkerson made the motion to approve the applications to self-insure. Commissioner Taylor requested to be recused from the vote. Commissioner James seconded the motion to approve the applications to self-insure, and the motion was approved.

DEPARTMENT DIRECTORS' REPORTS

Each Department report was submitted in written form and included in the Commission's agenda booklets.

Human Resources

Ms. Ward submitted the Human Resources report. There were no comments or questions from the Commission.

Information Technology Department

Mr. Pluss submitted the IT report. There were no comments or questions from the Commission.

Insurance and Medical Services Department

Mr. Ducote submitted his report in written form. There were no comments or questions from the Commission. Mr. Ducote also introduced Sade Allen, Director of Coverage and Compliance.

Claims Department

Ms. Spann submitted her report in written form. There were no comments or questions from the Commission.

Judicial Department

Ms. Bracy submitted her report in written form. There were no questions from the Commission.

EXECUTIVE DIRECTOR'S REPORT

Mr. Cannon submitted his report in written form. There were no comments or questions from the Commission.

ADMINISTRATION – FINANCIAL REPORT

Mr. Cannon submitted his report in written form. There were no questions from the Commission.

OLD BUSINESS

There was no old business.

NEW BUSINESS

There was no new business.

EXECUTIVE SESSION

Commissioner Taylor made a motion to move into Executive Session to discuss pending litigation matters. Commissioner McCaskill seconded the motion, and the motion was approved. The Commission went into Executive Session at 10:59 a.m.

Commissioner Taylor made the motion to leave Executive Session at 11:29 a.m.; noting that no activity was taken. Commissioner McCaskill seconded the motion, and the motion was approved.

ADJOURNMENT

Commissioner McCaskill made the motion to adjourn. Commissioner Campbell seconded the motion, and the motion was approved.

The July 18, 2022, meeting of the South Carolina Workers' Compensation Commission adjourned at 11:33 am.

Reported July 19, 2022
Arnisha Keitt
Executive Assistant

TAB 2

TAB 3

State of South Carolina

1333 Main Street, 5th Floor
P.O. Box 1715
Columbia, S.C. 29202-1715



TEL: (803) 737-5700
FAX: (803) 737-5764

Workers' Compensation Commission

TO: Gary Cannon

FROM: Bridget Ward

DATE: Aug 12, 2022

SUBJECT: Monthly Human Resources Report for August 2022 Business Meeting

This report summarizes the activities of Human Resources during the period of July 1, 2022 through July 31, 2022.

At the end of July, the Commission had 48 full time employees, one part-time employee.

- **New Hires:** One **Separations or Retirements:** One **FMLA Leaves:** None

In the month of July seven SCEIS personnel transactions and nine SCEIS time/leave transactions were processed. Detailed payroll and time/leave reports were ran as scheduled and any issues that arose were corrected with the collaborative effort of either the SCIES team or the Comptroller General Office.

With a collaborative effort by the Department of Administration (DOA) and the Comptroller General's Office, the General Increase for Fiscal Year 2022 was implemented, and all employees received notice of their 3% increase. HR was invited by the DOA to participate in a web-based learning and development, LinkedIn Learning. The DOA acquired the licenses for the program and LinkedIn Learning will be available to state agencies and their employees at no cost.

Four "All Employee" emails were sent by HR during the month of July, and Nine travel reports were processed. HR received and reviewed 1278 emails and sent 1187 emails.

There were two building issues and no parking issues in July. The building issues were resolved in a timely manner and there were four updates to the parking assignments.

There were three COVID cases and two scares in the month of July. The employees returned to work after protocol was followed, contact tracing was done and the appropriate quarantine/isolation period was observed.

The new Director of Compliance and Coverage joined the Commission on July 5. The interview and hiring process concluded for the following three positions: Commissioner - Administrative Coordinator II; IT - Information Systems/Business Analyst I; and a IMS – Program Co I. The start date for the Administrative Coordinator II was scheduled for August 1 and the other two new hires were scheduled for August 17. A Law Clerk position was posited on the SC Careers website and interviews will start in August.

TAB 4

State of South Carolina

1333 Main St, Suite 500
P.O. Box 1715
Columbia, S.C. 29202-1715



Tel: (803) 737-5700
Fax: (803) 737-1258
www.wcc.sc.gov

Workers' Compensation Commission

To: Gary Cannon, SCWCC Executive Director
From: Kris Pluss, IT Director
Date: August 12, 2022
Subject: IT Department July 2022 Full Commission Report

This report summarizes the activities and accomplishments for projects and initiatives in the IT department during July 2022.

I. Systems Operations, Maintenance and Support

EDI

Staff is continuing to work with the ISO/Verisk to establish processes and an implementation plan for the EDI claims processing migration. We continue our participation in IAIABC conference calls for: Jurisdiction Only meetings, EDI Claims Committee and the POC 3.0 taskforce. Phase 1 is scheduled to be completed during the First Quarter of 2023.

Progress

WCC IT Staff continued to resolve issues related to the Progress v12 Open Edge upgrade and with additional application maintenance that was completed by DTO.

Systems Support

The IT team continues to collectively manage all end user support. Liz and Douglas have assumed the primary responsibility of managing the helpdesk ticketing system and all related documentation.

Security

We had no security alerts in July.

Reporting

Kim completed the statistical recap for the Accountability Report.

- 122 Service Desk tickets were assigned to WCC IT during July 2022.
- 112 Tickets were assigned a priority of Low / Medium.
- 9 Tickets were assigned a priority of High.
- 1 Ticket was assigned a priority of Urgent.

II. Projects, Enhancements and Development

Legacy Modernization

WCC IT met with WCC Division Managers to discuss ePay and what will be required to move forward with existing WCC methods and procedures.

TAB 5

State of South Carolina



Workers' Compensation Commission

To: Mr. Gary Cannon
SCWCC Executive Director

From: Wayne Ducote, Jr.
IMS Director

Date: 26-Aug-22

Subj: Insurance and Medical Services Department
July 2022 Full Commission Report

Please find attached information provided to summarize the status and workflow of initiatives currently underway within the Insurance and Medical Services (IMS) Department.

In addition to the statistical data provided, please be advised of the following:

- | | |
|---------------------|--|
| Compliance Division | <ol style="list-style-type: none">1. Reviewing revenue metrics / projections.2. Working with staff to review workflow processes and additional training opportunities.3. Continuing to explore outreach opportunities with stakeholders. |
| Coverage Division | <ol style="list-style-type: none">1. Working with staff to review workflow processes and explore opportunities to enhance service provision.2. Lapse in Coverage: 29 new registrants; 0 notifications sent. |
| Medical Services | <ol style="list-style-type: none">1. Processing six medical bill reviewer certifications and renewals.2. Two medical bill pricing reviews were done in the month of July. |

While this summary is in no way all-inclusive, it may serve to assist you and our Commissioners in understanding the key initiatives underway in the IMS Department and provide measures by which the Department's effectiveness can be gauged. IMS welcomes any guidance that you and/or our Commissioners can provide concerning our performance and direction.

Employer Rule to Show Cause Hearings and Compliance Activity

The Compliance Division docketed **0** new RTSC cases and **0** total RTSC cases in the month of July. And, compelled **35** South Carolina employers to come into compliance with the Act. Year to date, **0** new RTSC cases and **0** total RTSC cases have been docketed.


Employers Obtaining Coverage

Year to date, the Compliance Division has compelled **35** South Carolina employers to come into compliance with the Act. In so doing, approximately **299** previously uninsured workers are now properly covered.

Penalties Waived

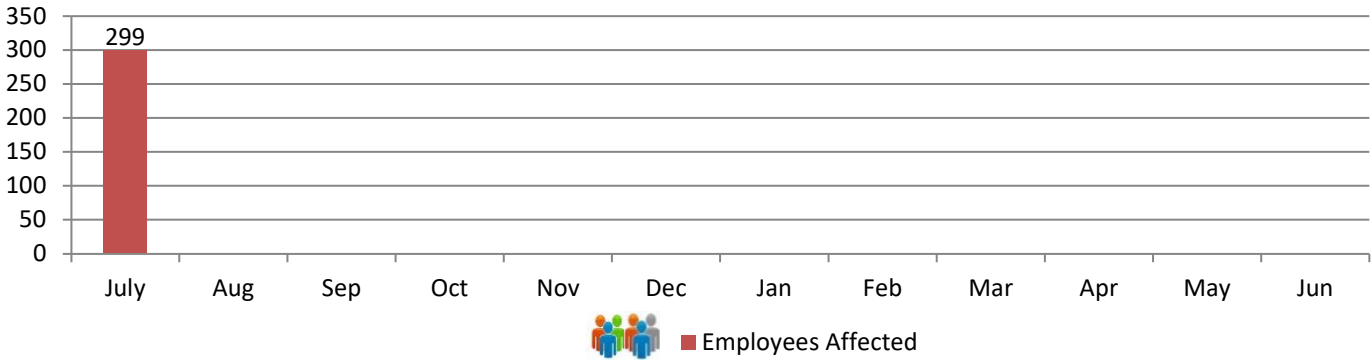

Although the Division has assessed \$410 k in fines this fiscal year, \$268 k have been waived or rescinded as employers have either obtained insurance coverage or were found not to be subject to the Act.

RTSC and Compliance Activity



Fines and Penalties

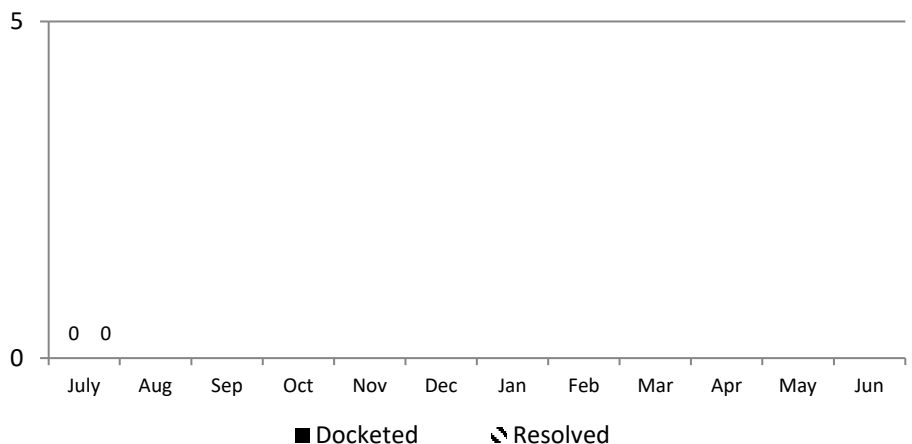
Millions



Carrier Rule to Show Cause Hearings

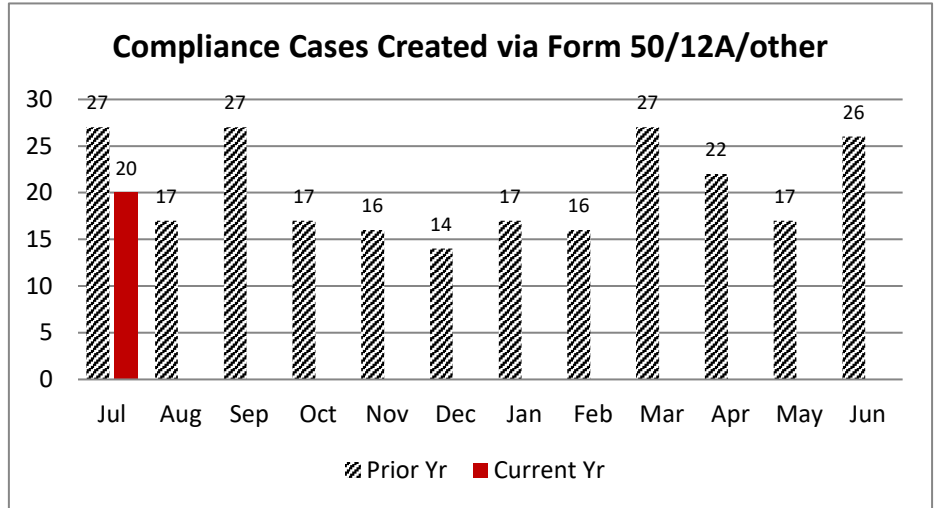
The Compliance Division manages the Rule to Show Cause process involving the recovery of outstanding carrier fines and penalties. In the month of July 2022, 0 carrier RTSC cases were docketed; 0 cases were resolved for a total of \$0.

Year to date, a total of 0 carrier RTSC cases have been docketed, 0 cases for a total of \$0 have been resolved.



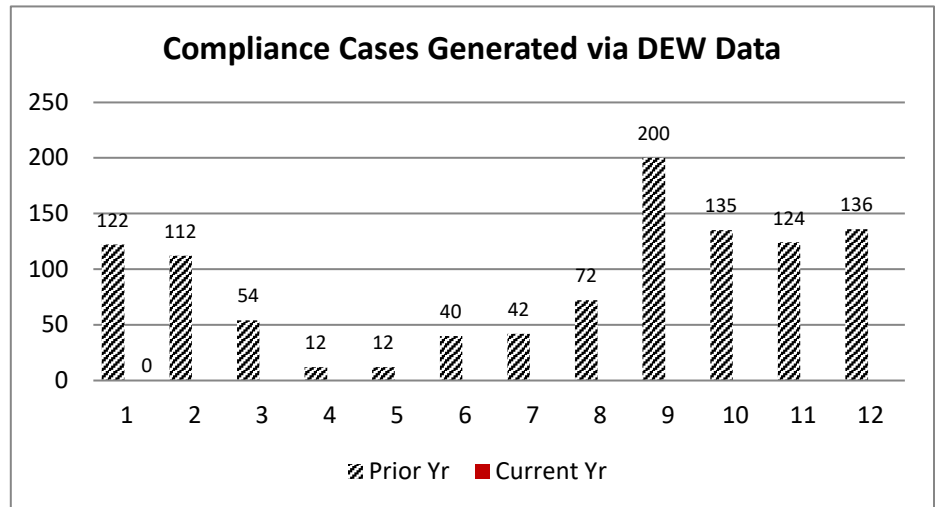
In July 2022, 20 compliance files were created from the combined filings of Form 50's, 12A's, and stakeholder reporting involving uninsured employers.

YTD vs. Prior Year total (243): 8%
 July 2021 to July 2022: 74%
 Current Yr End trend: 99% of 2021-2022
 YTD 2022-2023 v. YTD 2021-2022: 74%

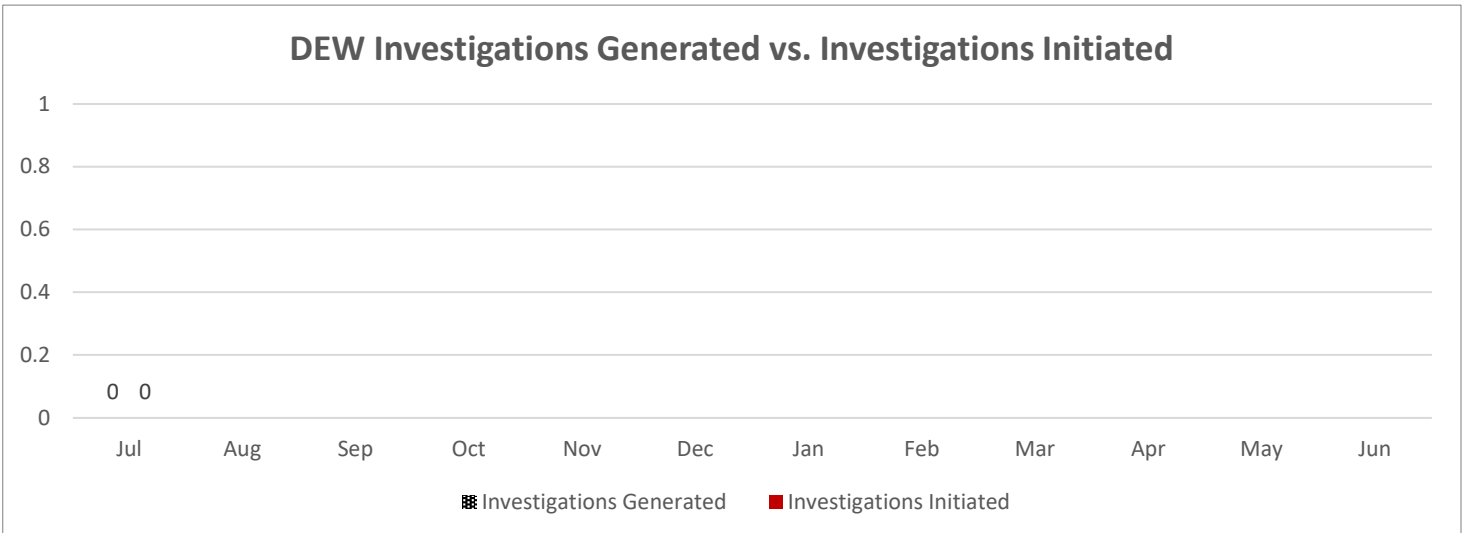


In July 2022, 0 compliance files were generated from the DEW data process.

YTD vs. Prior Year total (1,061): 0%
 July 2021 to July 2022: 0%
 Current Yr End trend: 0% of 2021-2022
 YTD 2022-2023 v. YTD 2021-2022: 0%



The DEW Data Pool is determined by the total number of potential, non-compliant employers who report wages to DEW with at least 4 employees and who's FEIN does not match with any coverage records in the Commission's coverage database. The investigations generated is the number of compliance investigations generated from the pool. The investigations initiated is the number of compliance investigations initiated from those that were generated.



Carryover Caseload:

The Compliance Division closed July 2022 with 339 cases active, compared to an active caseload of 334 at the close of July 2021.

Cases Resolved:

For the month of July 2022, Compliance Division staff closed-out 70 cases.

Compliance Fines:

In July 2022, the Compliance Division collected \$69,502 in fines and penalties. Year to Date, the Compliance Division has collected \$69,502 in fines and penalties.

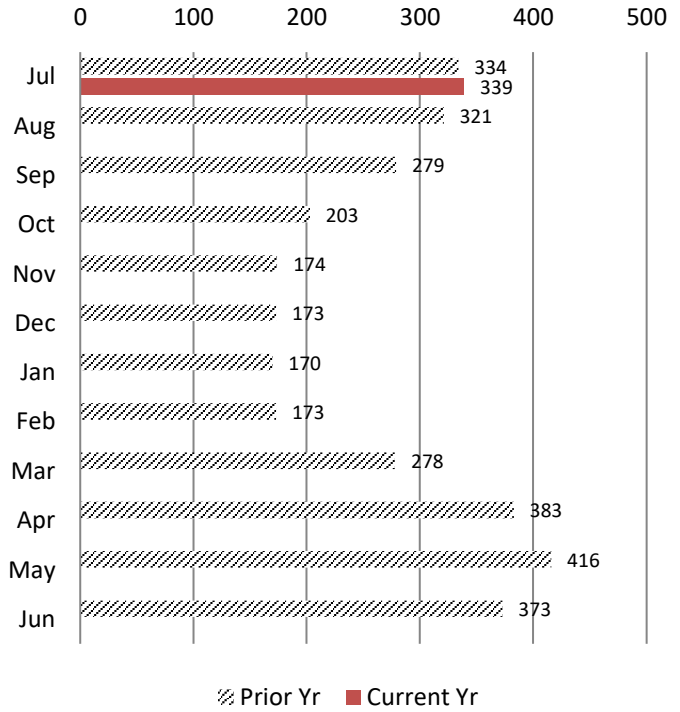
Year to Date vs Prior Year Total (\$686,193): 10%

July 2021 vs. July 2022: 65%

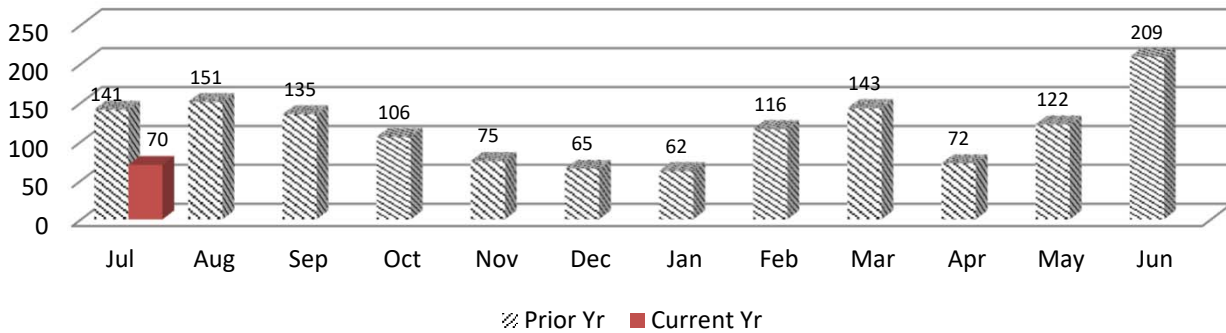
Current Year End trend is 122% of 2021-2022

YTD 2021-22 (July - June) vs YTD 2022-2023: 65%

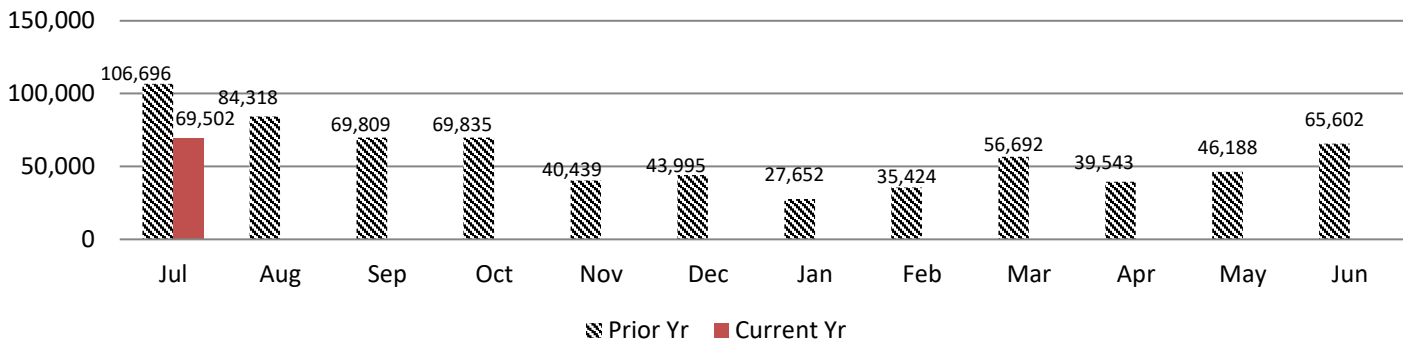
Caseload Pending v. Prior Year



Cases Resolved v. Prior Year



Compliance Fines Collected v. Prior Year

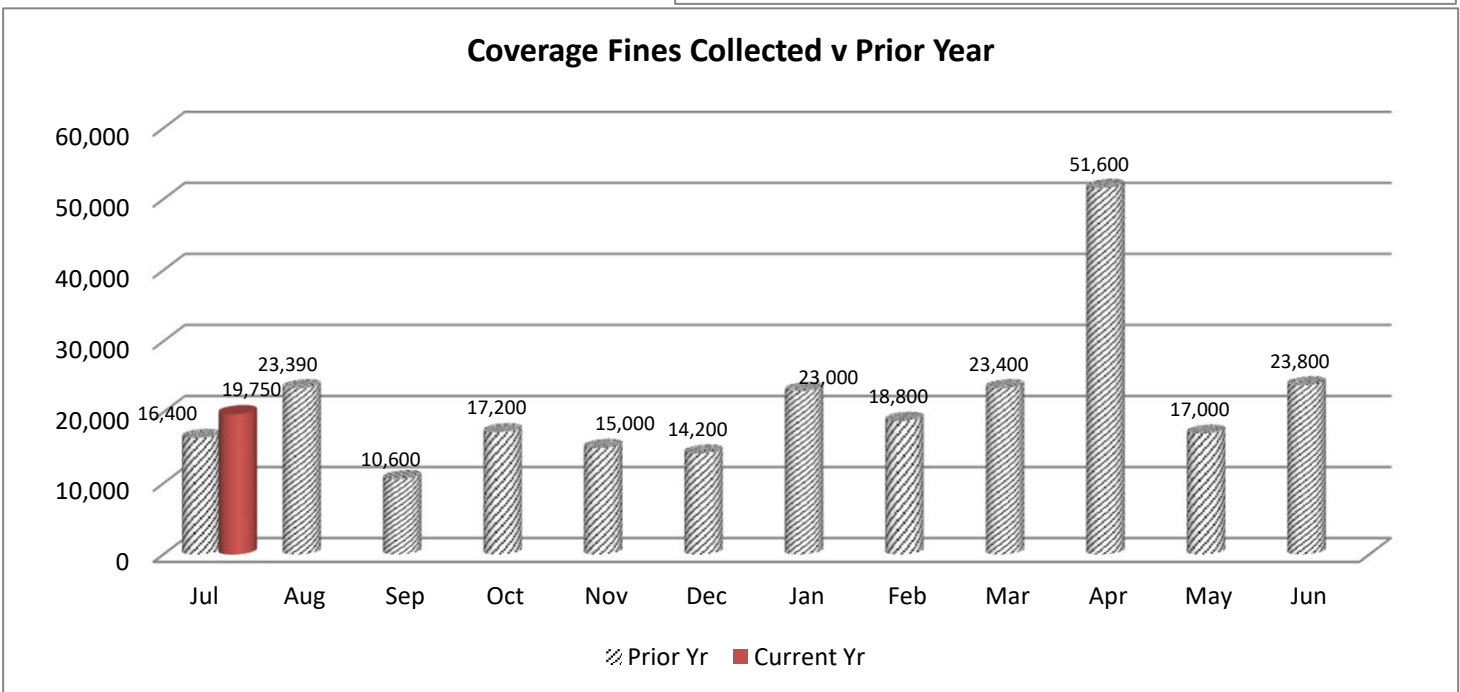
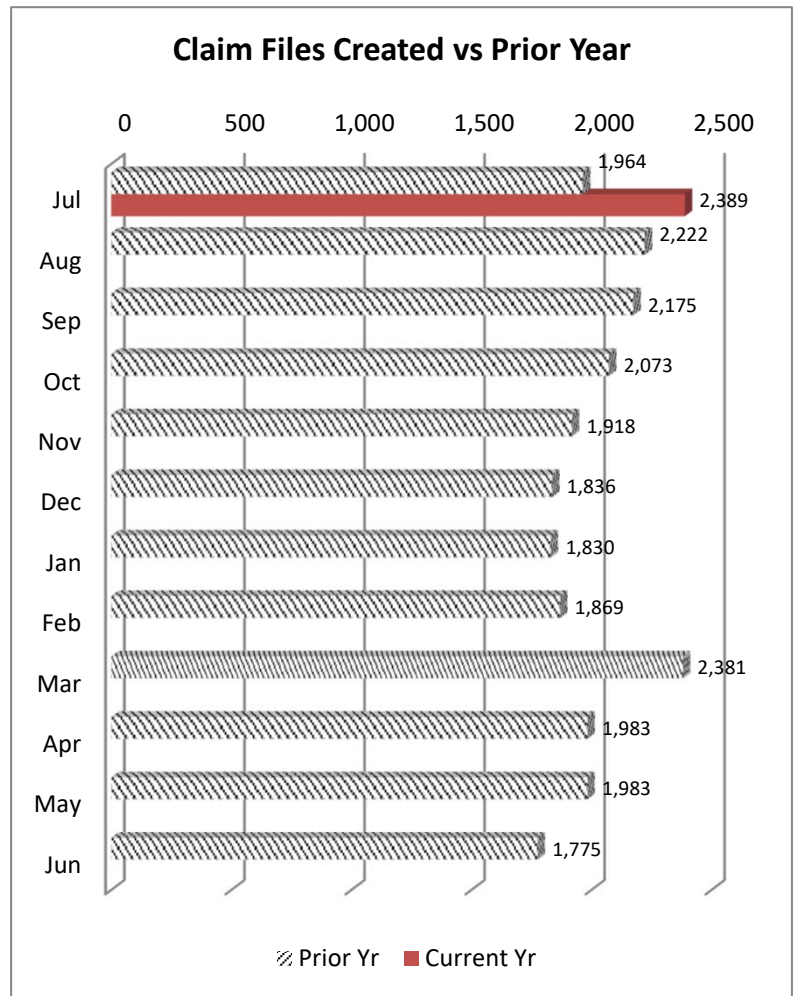


WCC Claim Files:

In July 2022, the Coverage Division received a total of 2,389 WCC Claim files. Of these, 2,044 were created through proper carrier filing of a 12A, and 345 were generated as a result of a Form 50 claim filing. Year to Date 2,389 Claim files have been created which is 10% of claim file volume prior year (24,009).

Coverage Fines:

The Coverage Division collected \$19,750 in fine revenue in July 2022, as compared to \$16,400 in Coverage fines/penalties accrued during July 2021. Year on Year, Coverage fines are at 8% of collections for prior year.



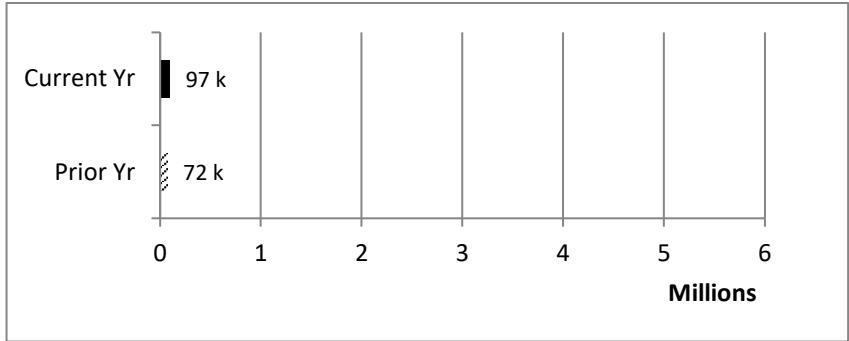
IMS SELF INSURANCE DIVISION

July 2022

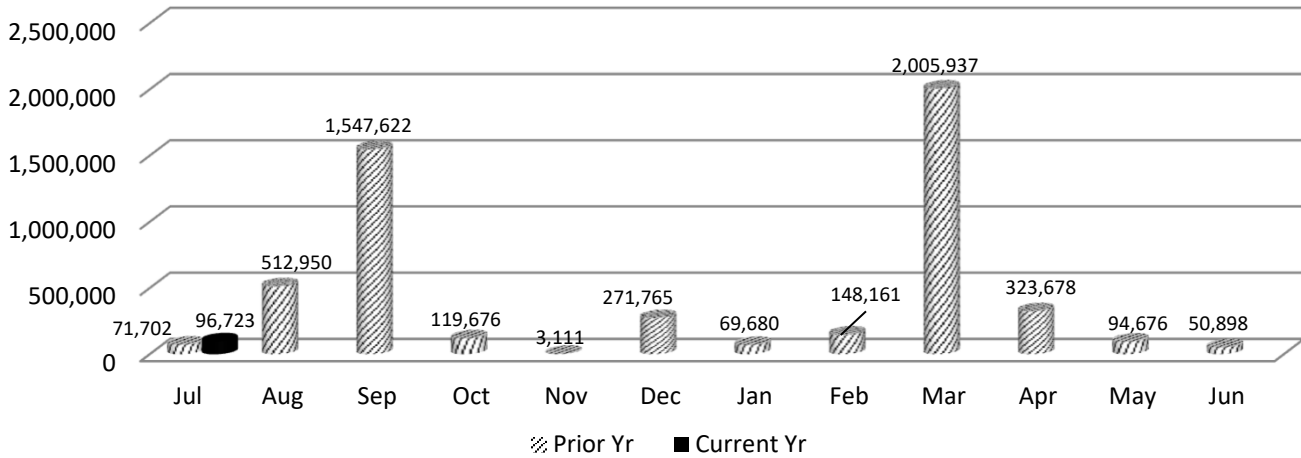
During the month of July 2022, the Self Insurance Division:

- * collected \$96,723 in self-insurance tax.
- * added 10 new self-insurers.
- * conducted 4 Self Insurance audits.

Year to Date, Self Insurance tax revenue is trending at 135% of prior year and 4 Self Insurance audits have been completed.



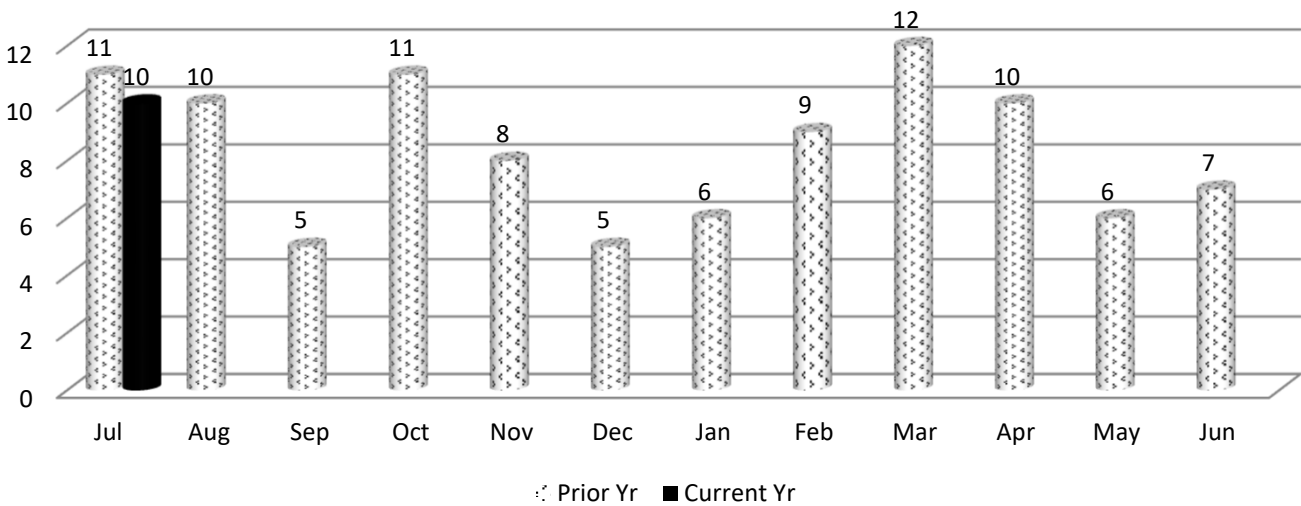
Self Insurance Tax Collections v. Prior Year



IMS MEDICAL SERVICES DIVISION

In July 2022, the Medical Services Division began the month with 7 bills pending review, received an additional 16 bills for review, conducted 13 bill reviews and ended the month with 10 bills pending.

Medical Bills Pending Review v. Prior Year



TAB 6

State of South Carolina

1333 Main Street, 5th Floor
P.O. Box 1715
Columbia, S.C. 29202-1715



TEL: (803) 737-5700
www.wcc.sc.gov

Workers' Compensation Commission **MEMORANDUM**

To: Gary Cannon, Executive Director

From: Sonji Spann, Claims Director

Date: August 29, 2022

Re: Claims Department July 2022 Full Commission Report

Attached is the Statistical Report for the Claims Department for the month of July 1, 2022. Please note the format using row numbers and column letters for ease of use when referencing data.

Claims activities are in Column (a) with the totals for the first-month period for FY22-23 in column (o). Column (q) reflects the percentage change when comparing the totals for same period in the current fiscal at the totals for the same period in last fiscal year. The total Claims Activities, for this period have increased 1% when compared to the same period from last fiscal year.

The number of Total Fines assessed are up 70% compared to the same period last fiscal year and the Total Fines paid 64% higher when compared to the same period last year

I will be happy to answer any questions you or the Commissioners have.

TAB 7

State of South Carolina

1333 Main Street
P.O. Box 1715
Columbia, S.C. 29202-1715



Tel: (803) 737-5700
Fax: (803) 737-1234
www.wcc.sc.gov

Workers' Compensation Commission

August 11, 2022

To: Gary Cannon
Executive Director

From: Amy A. Bracy
Judicial Director

RE: Monthly Judicial Report for July 2022

During the month of July, the Judicial Department processed eight hundred thirty-four (834) requests for hearings (claimant and defense pleadings). Comparing the numbers from the same period last year, claimant pleadings are up 26% and defense pleadings experienced a 22% decrease. The department received one hundred four (104) Motions, a 26% decrease compared to the same period last year and one hundred twenty-two (122) clincher conference requests, up 12% compared to last year.

There were thirty-one (31) Single Commissioner Hearings conducted during the past month, twenty (20) pre-hearing conferences held, and four (4) Full Commission hearings held. A total of four hundred twenty-three (423) Orders (Single Commissioner Orders, Consent Orders and Administrative Orders) were served at the single Commissioner level, forty-one (41) of those were Decision and Orders that resulted from hearings that went on the record and one hundred twelve (112) were Motion Orders that were a result of Motions ruled upon by Commissioners.

There were two hundred twenty-two (222) Informal Conferences requested during July and one hundred eighty-eight (188) were conducted.

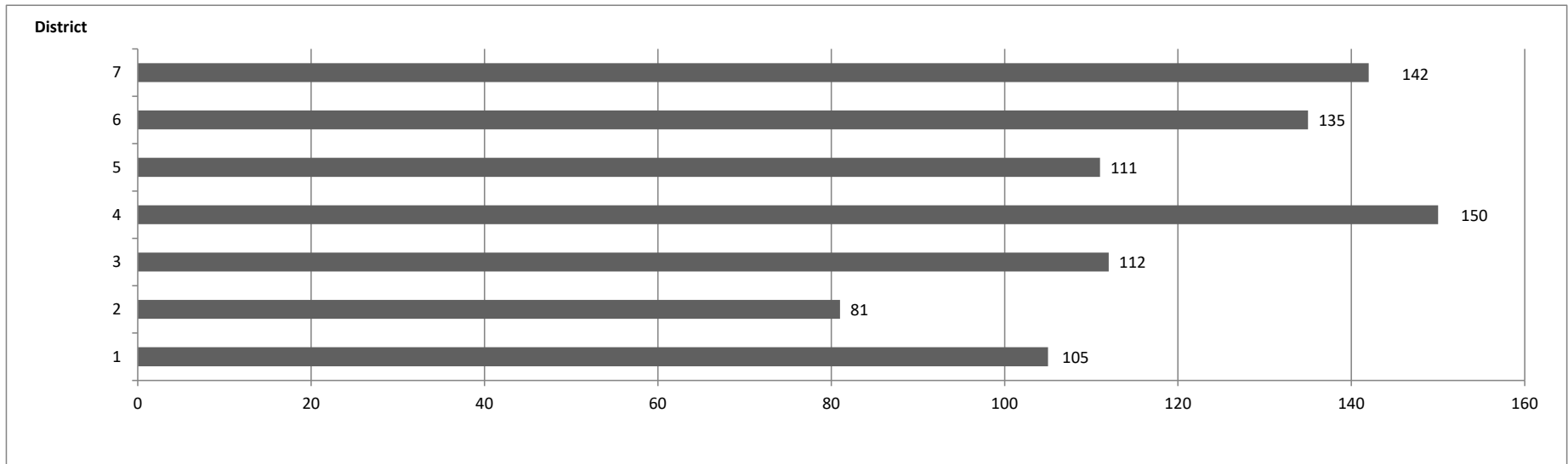
There were twenty-seven (27) regulatory mediations scheduled and forty-seven (47) requested mediations. Totals are up 4% and down 28% in the respective categories for the same period last year. The Judicial Department was notified of thirty-nine (39) matters resolved in mediation, with the receipt of Forms 70. This category's total is down 11% compared to the same period last year. This does not include mediations that take place outside of what is reported to the Commission.

There were no appeals to the higher courts in the month of July.

Pleadings Assigned - Three Year Comparison by Month

	District 1			District 2			District 3			District 4			District 5			District 6			District 7		
	Greenville			Anderson			Orangeburg			Charleston			Florence			Spartanburg			Richland		
	22-23	21-22	20-21	22-23	21-22	20-21	22-23	21-22	20-21	22-23	21-22	20-21	22-23	21-22	20-21	22-23	21-22	20-21	22-23	21-22	20-21
Jul	105	112	120	81	87	81	112	72	85	150	166	151	111	109	126	135	122	112	142	156	154
Aug		93	88		67	73		101	105		174	142		112	125		101	95		134	133
Sep		109	87		77	70		96	107		158	162		143	128		112	113		143	169
Oct		89	93		73	81		103	125		152	175		110	115		95	104		130	159
Nov		96	92		66	88		95	100		144	176		112	96		84	104		116	134
Dec		104	90		80	68		100	115		156	168		123	132		108	96		131	141
Jan		85	79		54	56		84	96		167	172		129	110		91	88		118	124
Feb		93	84		75	88		87	86		170	133		105	101		108	93		145	118
Mar		108	125		87	93		84	118		186	201		149	132		130	106		166	164
Apr		106	94		75	63		82	100		181	138		120	112		127	106		164	134
May		82	90		69	69		81	85		149	134		130	110		103	98		136	126
Jun		122	95		74	74		100	98		161	164		152	117		111	103		147	134
Totals	105	1199	1137	81	884	904	112	1085	1220	150	1964	1916	111	1494	1404	135	1292	1218	142	1686	1690

Pleadings Assigned by District Year to Date

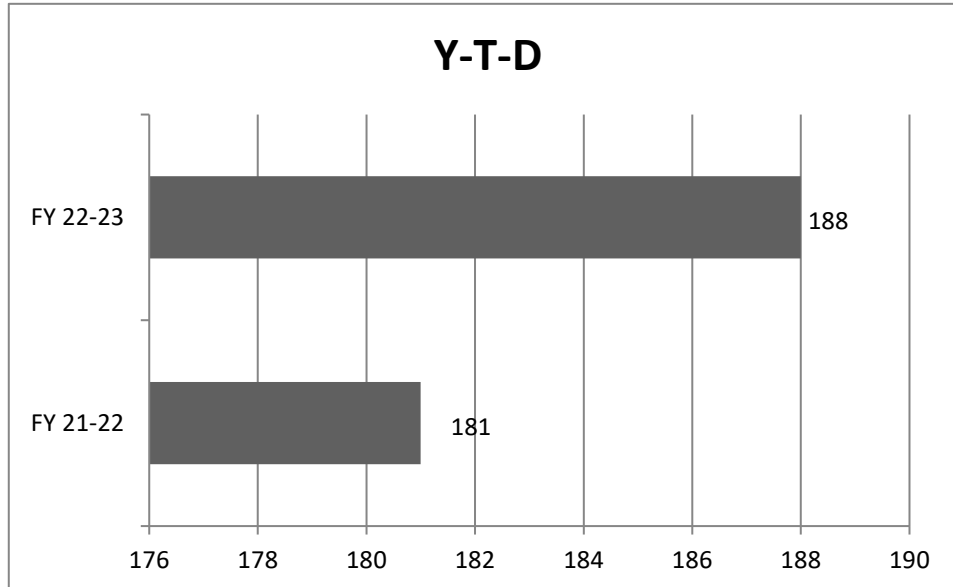


**Judicial Department Statistical Report
Statistics For Fiscal Year 2022-2023**

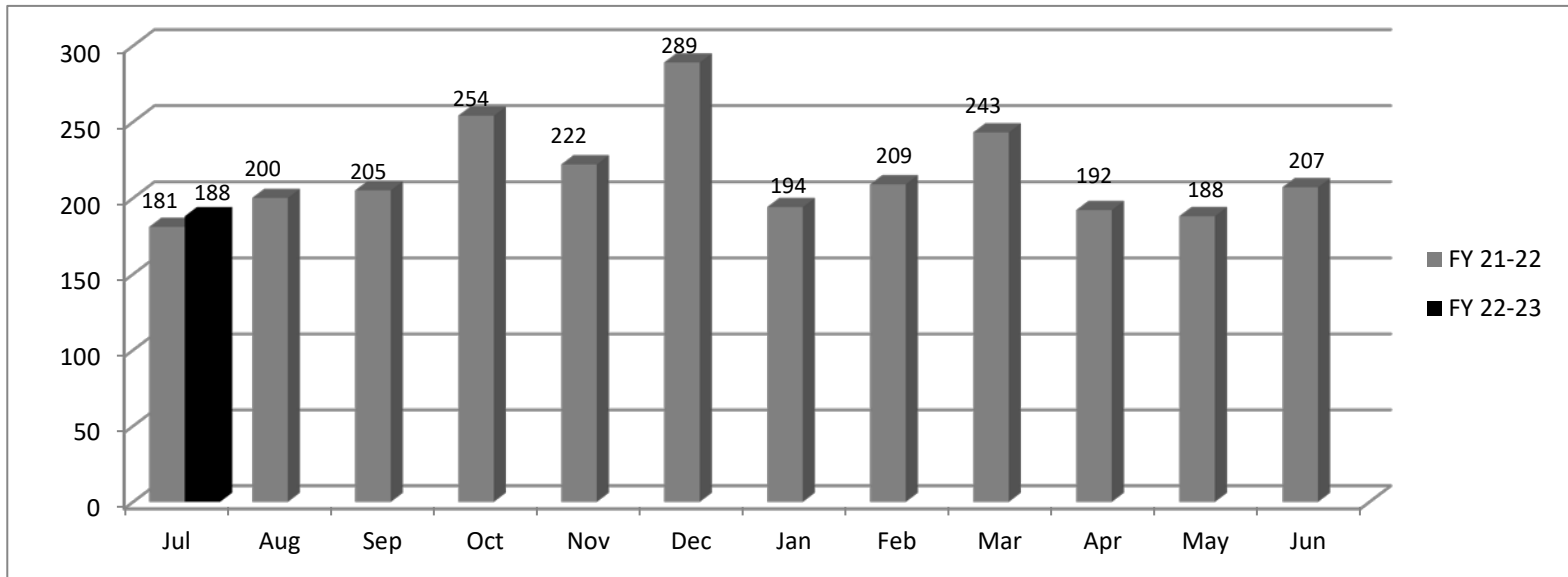
	July	Aug	Sept	Oct	Nov	Totals YTD 2022-2023	Totals YTD 2021-2022	% Diff from prev year	YTD Diff + (-)	FY22-23 Mth Avg	FY21-22 Mth Avg
Claimant Pleadings	612					612	484	26%	128	51	40
Defense Response to Pleadings	474					474	409	16%	65	40	34
Defense Pleadings	223					223	287	-22%	(64)	19	24
Motions	104					104	140	-26%	(36)	9	12
Form 30	11					11	14	-21%	(3)	1	1
FC Hearings Held	4					4	7	-43%	(3)	0	1
FC Orders Served	8					8	14	-43%	(6)	1	1
Single Comm. Hearings Held	31					31	40	-23%	(9)	3	3
Single Comm. Orders Served	160					160	215	-26%	(55)	13	18
Single Comm. Pre-Hearing Conf Held	20					20	14	43%	6	2	1
Consent Orders	261					261	211	24%	50	22	18
Adminstrative Orders	2					2	4	-50%	(2)	0	0
Clincher Conference Requested	122					122	109	12%	13	10	9
Informal Conference Requested	222					222	228	-3%	(6)	19	19
Informal Conference Conducted	188					188	181	4%	7	16	15
Regulatory Mediations	27					27	26	4%	1	2	2
Requested Mediations	47					47	65	-28%	(18)	4	5
Ordered Mediations	1					1	0	100%	1	0	0
Mediation Resolved	39					39	44	-11%	(5)	3	4
Mediation Impasse	8					8	22	-64%	(14)	1	2
Mediation Held; Issues Pending	0					0	0	0%	0	0	0
Claim Settled Prior to Mediation	6					6	7	-14%	(1)	1	1
Mediation Not Complete in 60 days	2					2	4	-50%	(2)	0	0

Informal Conf. Conducted

	FY 21-22	FY 22-23
Jul	181	188
Aug	200	
Sep	205	
Oct	254	
Nov	222	
Dec	289	
Jan	194	
Feb	209	
Mar	243	
Apr	192	
May	188	
Jun	207	
Total	2584	188

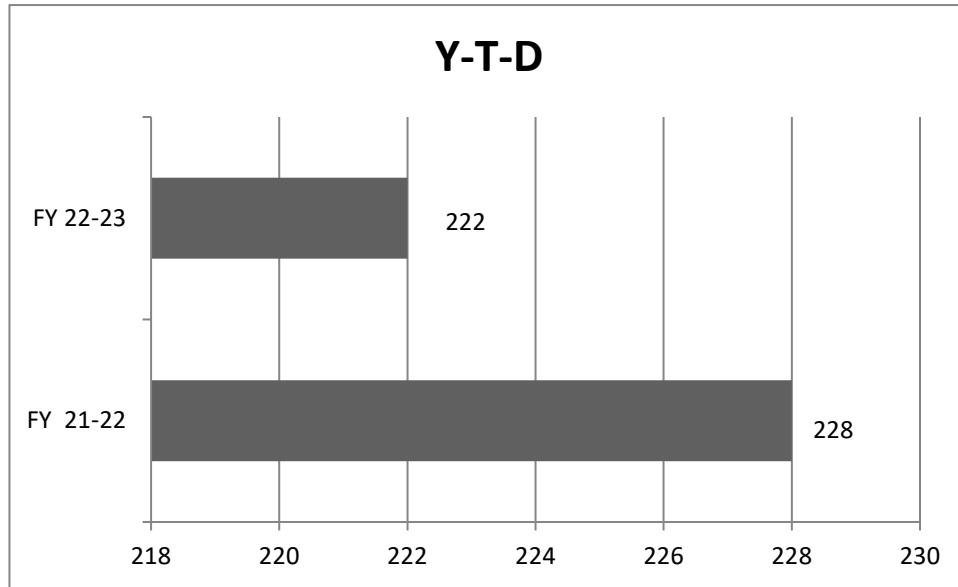


	FY 21-22	FY 22-23
Y-T-D	181	188

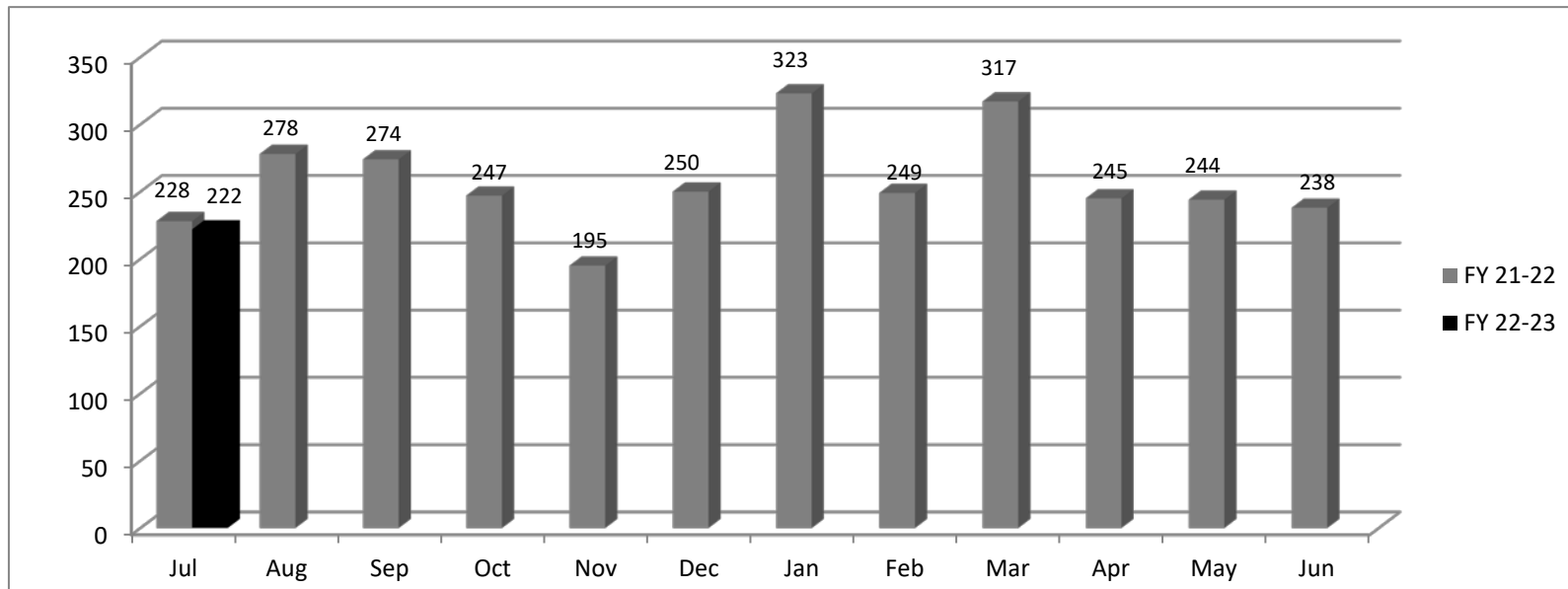


Informal Conf. Requested

	FY 21-22	FY 22-23
Jul	228	222
Aug	278	
Sep	274	
Oct	247	
Nov	195	
Dec	250	
Jan	323	
Feb	249	
Mar	317	
Apr	245	
May	244	
Jun	238	
Total	3088	222



	FY 21-22	FY 22-23
Y-T-D	228	222



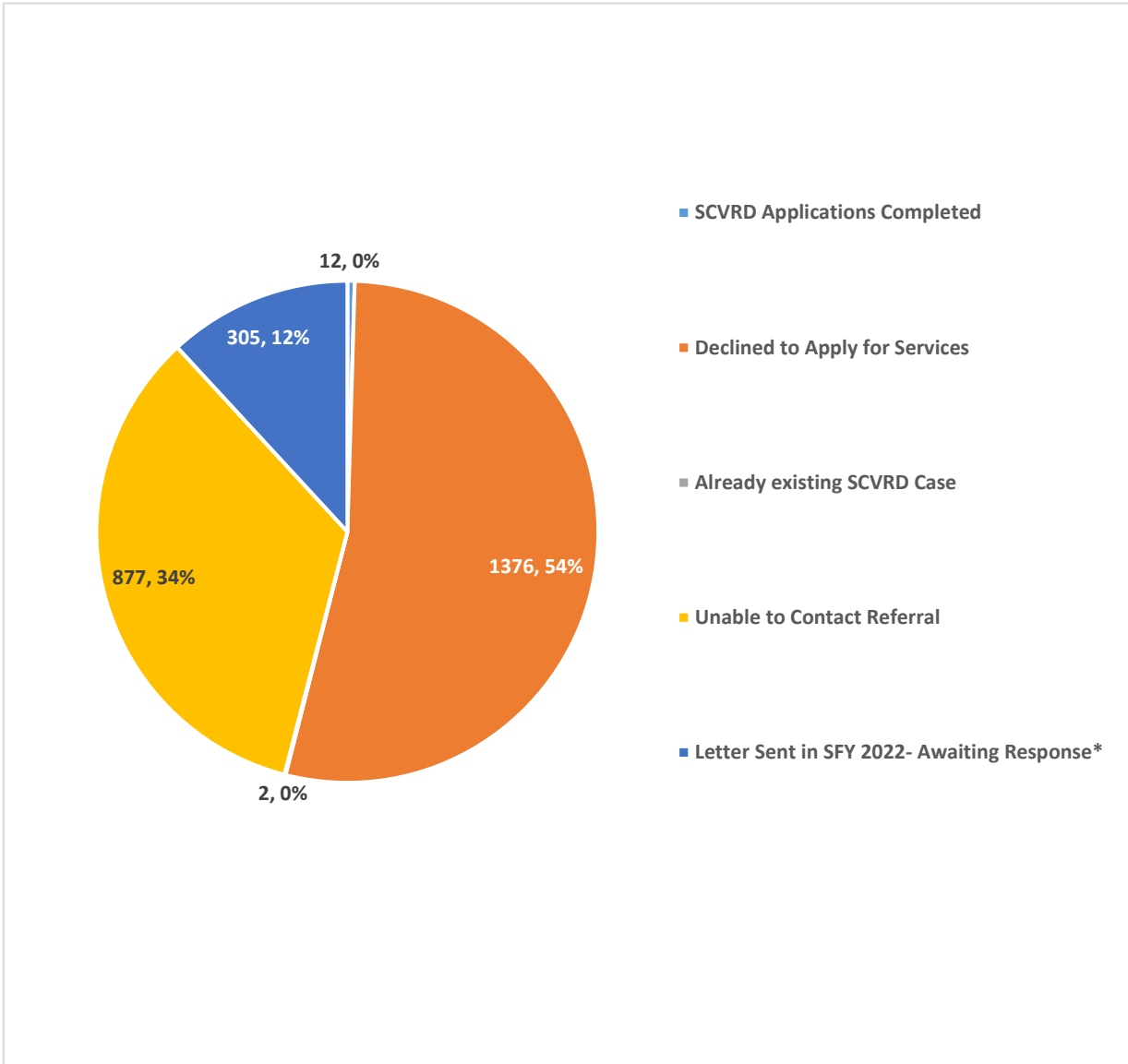
**Judicial Department Statistcal Report
Statistics For Fiscal Year 2021-2022**

	July	Aug	Sept	Oct	Nov	Dec	Jan	Feb	March	April	May	June	Totals YTD 2021-2022
Claimant Pleadings	484	560	496	512	502	469	486	574	578	548	523	572	6,304
Defense Response to Pleadings	409	406	466	376	407	441	376	410	517	463	432	485	5,188
Defense Pleadings	287	285	310	266	229	257	270	268	300	262	252	270	3,256
Motions	140	120	109	107	109	94	111	106	104	113	130	108	1,351
Form 30	14	21	6	9	15	9	13	18	15	11	13	18	162
FC Hearings Held	7	8	8	7	10	8	8	10	8	7	9	6	96
FC Orders Served	14	14	11	8	9	5	12	9	8	14	9	20	133
Single Comm. Hearings Held	40	61	52	67	55	45	53	61	49	74	53	52	662
Single Comm. Orders Served	215	189	204	154	141	180	189	167	186	203	188	226	2,242
Single Comm. Pre-Hearing Conf Held	14	11	26	13	14	12	11	18	11	9	20	13	172
Consent Orders	211	218	256	229	239	207	303	237	272	281	245	303	3,001
Adminstrative Orders	4	19	12	21	13	5	9	2	14	7	12	14	132
Clincher Conference Requested	109	149	154	145	136	140	112	137	131	138	144	140	1,635
Informal Conference Requested	228	278	274	247	195	250	323	249	317	245	244	238	3,088
Informal Conference Conducted	181	200	205	254	222	289	194	209	243	192	188	207	2,584
Regulatory Mediations	26	21	32	27	26	20	27	22	29	41	35	36	342
Requested Mediations	65	65	52	55	43	24	46	58	44	71	44	41	608
Ordered Mediations	0	0	0	0	0	0	0	1	1	0	0	1	3
Mediation Resolved	44	63	59	47	44	44	33	43	68	28	62	41	576
Mediation Impasse	22	19	11	14	8	14	12	19	21	7	15	20	182
Mediation Held; Issues Pending	0	2	2	0	5	0	0	0	1	0	0	2	12
Claim Settled Prior to Mediation	7	14	14	9	10	13	9	14	9	1	5	8	113
Mediation Not Complete in 60 days	4	1	2	1	3	2	2	10	0	1	0	1	27

TAB 8

SC WCC Referral Outcomes SFY 2022

SC WCC Referral Outcomes SFY 2022	#	% of SFY 2022 referrals
SCVRD Applications Completed	12	0.47%
Declined to Apply for Services	1376	53.50%
Already existing SCVRD Case	2	0.08%
Unable to Contact Referral	877	34.10%
Letter Sent in SFY 2022- Awaiting Response*	305	11.86%
SFY 2022 Totals	2572	100.00%



* Referral responses may occur after the last day of SFY 2022

TAB 9

State of South Carolina



Workers' Compensation Commission

Executive Director's Report August 29, 2022

Hearing Rooms – Audio Visual Equipment

AV equipment installation in Hearing Rooms in A and B and the conference rooms is complete.

Meetings/Activities

The Executive Director participated in one meeting with representatives of Maximus, two interviews of applicants for employment and five meetings with the litigation teams.

Constituent /Public Information Services

For the month of July, the Executive Director's Office and the General Counsel's office had 95 contacts with stakeholders.

Financial Transactions Activity

During the month of July, the Director's office processed and approved 24 travel expense reports, 92 invoices, and 36 deposits for DOA to process in the SCIES system.

SCWCC Stakeholder Electronic Distribution List

For the month of July, the Office had no additions to the email distribution list.

Advisory Notices

During the month of July, the office posted three (3) notices on the Commission's website and emailed it to the distribution list.

TAB 10

State of South Carolina

1333 Main Street, 5th Floor
P.O. Box 1715
Columbia, S.C. 29202-1715



TEL: (803) 737-5700
www.wcc.sc.gov

Workers' Compensation Commission

MEMORANDUM

TO: COMMISSIONERS

FROM: Gary Cannon
Executive Director

DATE: August 29, 2022

RE: FINANCIAL REPORT – FY2021-22

Attached are the adjusted Budget vs. Actual Report for the General Fund and Earmarked Fund and the Revenue Report for the Fiscal Year 2021-22.

General Fund Expenditures

The General Fund Expenditures for Fiscal Year 2021-22 totaled \$2.8 million, 3% less than the budgeted amount. Note the \$1.6 million for the IT project, shown in the General Fund was deleted from this report as it was not part of the operational budget. It will be combined with the additional \$5 million allocated by the General Assembly in the FY2022-2023 budget and reported in a separate account identified as the IT Project.

AV Equipment for Hearing and Conference Rooms

Fund 31C3000 COVID 19 Resp Reserve Fund has \$100,000 budgeted for the AV equipment in Hearing Room A, Hearing Room B, the Commissioner's Conference Room, and the Chairman's Conference Room. As of June 30, 2022, \$11,000 was spent on the project. We expect the installation to be complete by the end of August.

Earmarked Fund – Revenues

The Earmarked Fund collected \$2.7 million in revenues with the majority, \$1.5 million coming from Filing Violation Penalties. With the Filing Violation Penalties, we underestimated the projected revenues by 20%. Hearing Fees collected totaled \$1 million which was 4% below projections. The attached report reflects the Estimated Revenue compared to Actual Revenue by account.

Earmarked Fund – Expenditures

The expenditures totaled \$3.4 million, which is 62% of the \$5.5 million budgeted amount.

Self-Insurance Tax Funds

Self-insurance Taxes collected total \$5.3 million for the fiscal year. The Commission retained \$2.6 million 4% more than we anticipated. The balance of \$2.6 million was transferred to the General Fund.

Earmarked Fund Balance Sheet

The following chart reflects the total revenues, including the Self-Insurance taxes retained and the total expenditures. With Self-insurance Tax collections we posted a Net Income of \$1.9 million. Without the Self-insurance taxes we would have posted a Net Loss of (\$652,780).

Earmarked Fund Balance Sheet	
FY 2022 As of 6/30/2022	
	YTD
Total Revenues	\$2,777,563
Self Insurance Tax Receipts YTD Actual	\$2,605,938
Total Revenues	\$5,383,501
Total Expenditures	\$3,430,343
Net Income/(Loss)	\$1,953,159

Earmarked Fund Balance Sheet			
FY 2022 As of 6/30/2022			
	Budget	YTD	% of Budget
-			
Total Revenues	3,170,991	\$ 2,777,563	88%
Self Insurance Tax Receipts YTD Actual	2,500,000	\$ 2,605,938	104%
Total Revenues	5,670,991	\$ 5,383,501	95%
Total Expenditures	5,507,845	\$ 3,430,343	62%
Net Income/(Loss)		\$ 1,953,159	

State of South Carolina

1333 Main Street, 5th Floor
P.O. Box 1715
Columbia, S.C. 29202-1715



TEL: (803) 737-5700
www.wcc.sc.gov

Workers' Compensation Commission

MEMORANDUM

TO: COMMISSIONERS

**FROM: Gary Cannon
Executive Director**

DATE: August 29, 2022

RE: FINANCIAL REPORT – FY Period ending July 31, 2022

Attached is the Budget vs. Actual Report for the General Fund and Earmarked Fund and the Revenue Report for the fiscal year period ending July 31, 2022. The benchmark for this period is 8%.

Expenditures

The year-to-date General Fund total expenditure is \$260,171, which is 6% of adjusted the operational budget (\$2,658,055).

The year-to-date Earmarked Fund total expenditure is \$264,004 which is 5% of budgeted amount.

Revenues

The year-to-date total revenue collected by the Earmarked Fund is \$228,383 which is 7% of budgeted revenues.

Self-Insurance Tax Funds

To date we have received \$904 of Self-Insurance Tax funds.

South Carolina Workers' Compensation Commission
Budget vs. Actual Report
FY 2023 As of 7/31/2022
8% of year elapsed

Fund 10010000 - GENERAL FUND

Administration

Commitment Item	Commitment Item Description	Current Budget	YTD Expenditures	% Used	Commitments	Remaining Balance
501015	DIRECTOR	142,153	12,201	9%		129,952
501058	CLASSIFIED POS		2,625			-2,625
512001	OTHER OPERATING	130,236				
5050010000	IN ST-MEALS-NON-REP		230			
5050020000	IN ST-LODGING		1,421			
5050041000	HR-IN ST-AUTO MILES		729			
5050060000	IN ST-MISC TR EXP		196			
Total OTHER OPERATING:		130,236	2,576	2%	0	127,660
Total Administration:		272,389	17,402	6%	0	254,987

Claims

Commitment Item	Commitment Item Description	Current Budget	YTD Expenditures	% Used	Commitments	Remaining Balance
501058	CLASSIFIED POS	82,579	7,088	9%		75,491
Total Claims:		82,579	7,088	9%		75,491

Commissioners

Commitment Item	Commitment Item Description	Current Budget	YTD Expenditures	% Used	Commitments	Remaining Balance
501026	CHAIRMAN	172,258	14,785	9%		157,473
501033	COMMISSIONER	1,003,438	116,595	12%	0	886,843
501050	TAXABLE SUBS	56,950	5,778	10%		51,172
501058	CLASSIFIED POS	362,545	31,114	9%		331,431
501070	OTH PERS SVC		1,207			-1,207
Total Commissioners:		1,595,191	169,479	11%	0	1,425,712

Information Services FY18

Commitment Item	Commitment Item Description	Current Budget	YTD Expenditures	% Used	Commitments	Remaining Balance
561000	Special Item	1,695,084				1,695,084
Total Information Services FY18:		1,695,084				1,695,084

South Carolina Workers' Compensation Commission
Budget vs. Actual Report
FY 2023 As of 7/31/2022
8% of year elapsed

Fund 10010000 - GENERAL FUND

Insurance & Medical

Commitment Item	Commitment Item Description	Current Budget	YTD Expenditures	% Used	Commitments	Remaining Balance
501058	CLASSIFIED POS	31,365	2,692	9%		28,673
Total Insurance & Medical:		31,365	2,692	9%		28,673

Judicial

Commitment Item	Commitment Item Description	Current Budget	YTD Expenditures	% Used	Commitments	Remaining Balance
512001	OTHER OPERATING	31,158				
Total OTHER OPERATING:		31,158				31,158
Total Judicial:		31,158				31,158

Employer Contributions

Commitment Item	Commitment Item Description	Current Budget	YTD Expenditures	% Used	Commitments	Remaining Balance
513000	EMPLOYER CONTRIB	645,373	63,509	10%		581,864
Total Employer Contributions:		645,373	63,509	10%		581,864

Total GENERAL FUND:		4,353,139	260,171	6%	0	4,092,969
----------------------------	--	------------------	----------------	-----------	----------	------------------

South Carolina Workers' Compensation Commission
Budget vs. Actual Report
FY 2023 As of 7/31/2022
8% of year elapsed

Fund 38440000 - EARMARKED FUND

Administration

Commitment Item	Commitment Item Description	Current Budget	YTD Expenditures	% Used	Commitments	Remaining Balance
501058	CLASSIFIED POS	791,985	18,658	2%		773,327
501070	OTH PERS SVC	41,000				41,000
512001	OTHER OPERATING	2,316,948				
5021020000	ATTORNEY FEES		33			
5021540001	PROF SRV-LANG INTER		31			
5030010000	OFFICE SUPPLIES		118			
5030010004	SUBSCRIPTIONS		555		10,022	
5030067101	PRGM LIC - APP SUPP				40,754	
5030067170	EQUIP&SUPP- PRINT EU				1,080	
5031479203	JANITORIAL SUPPLIES		412			
5040060000	ST RENT-NON ST BLDG				6,574	
5040490009	RENT PARKING		2,650		405	
5041010000	DUES & MEMBER FEES		420			
5041840000	LEASE BLDG PRINCIPAL		33,647		371,394	
5041850000	LEASE BLDG INTEREST		905		1,766	
5050510000	OUT ST-MEALS-NON-REP		220			
5050570000	TRNG-OUT-ST REG FEE		680			
Total OTHER OPERATING:		2,316,948	39,671	2%	431,994	1,845,283
Total Administration:		3,149,933	58,328	2%	431,994	2,659,610

South Carolina Workers' Compensation Commission
Budget vs. Actual Report
FY 2023 As of 7/31/2022
8% of year elapsed

Fund 38440000 - EARMARKED FUND

Inform. services

Commitment Item	Commitment Item Description	Current Budget	YTD Expenditures	% Used	Commitments	Remaining Balance
501058	CLASSIFIED POS		27,788			-27,788
5020077100	SERVICES- APP SUP				73,008	
5020077220	SERVICES- VOICENET				2,160	
5021469316	SECURITY ALARM SRVC		2,713			
5030067130	EQUIP&SUPP- EUC				17,652	
5030067170	EQUIP&SUPP- PRINT EU				3,660	
5040057000	CONTINGNT RENT - IT		295			
Total OTHER OPERATING:			3,008		96,480	-99,488
Total Inform. services:			30,796		96,480	-127,276

Litigation - it proj

Commitment Item	Commitment Item Description	Current Budget	YTD Expenditures	% Used	Commitments	Remaining Balance
Total Litigation - it proj:		0				0

Claims

Commitment Item	Commitment Item Description	Current Budget	YTD Expenditures	% Used	Commitments	Remaining Balance
501058	CLASSIFIED POS	280,850	17,985	6%		262,866
512001	OTHER OPERATING	19,700				
Total OTHER OPERATING:		19,700				19,700
Total Claims:		300,550	17,985	6%		282,566

South Carolina Workers' Compensation Commission
Budget vs. Actual Report
FY 2023 As of 7/31/2022
8% of year elapsed

Fund 38440000 - EARMARKED FUND

Commissioners

Commitment Item	Commitment Item Description	Current Budget	YTD Expenditures	% Used	Commitments	Remaining Balance
501050	TAXABLE SUBS	70,000				70,000
512001	OTHER OPERATING	230,700				
5020120000	CELLULAR PHONE SVCS		2,167			
5021010003	LEGAL SRV-TRANSCRIPT		408			
5021010005	LEGAL SRV-REPORTER		5,298			
5050010000	IN ST-MEALS-NON-REP		30		585	
5050020000	IN ST-LODGING				2,249	
5050041000	HR-IN ST-AUTO MILES		1,199		1,440	
5050060000	IN ST-MISC TR EXP				455	
5050080000	IN ST-SUBSIST ALLOW		155			
Total OTHER OPERATING:		230,700	9,257	4%	4,728	216,714
Total Commissioners:		300,700	9,257	3%	4,728	286,714

Insurance & Medical

Commitment Item	Commitment Item Description	Current Budget	YTD Expenditures	% Used	Commitments	Remaining Balance
501058	CLASSIFIED POS	459,463	29,947	7%		429,516
501070	OTH PERS SVC	22,881				22,881
512001	OTHER OPERATING	54,500				
5020080000	FREIGHT EXPRESS DELV		16			
5050010000	IN ST-MEALS-NON-REP		163			
5050020000	IN ST-LODGING		899			
5050031000	HR-IN ST-AIR TRANS		763			
5050041000	HR-IN ST-AUTO MILES		34			
5050050000	IN ST-OTHER TRANS		224			
5050060000	IN ST-MISC TR EXP		240			
Total OTHER OPERATING:		54,500	2,339	4%	0	52,161
Total Insurance & Medical:		536,844	32,286	6%	0	504,558

South Carolina Workers' Compensation Commission
Budget vs. Actual Report
FY 2023 As of 7/31/2022
8% of year elapsed

Fund 38440000 - EARMARKED FUND

Judicial

Commitment Item	Commitment Item Description	Current Budget	YTD Expenditures	% Used	Commitments	Remaining Balance
501058	CLASSIFIED POS	500,000	40,797	8%		459,203
501070	OTH PERS SVC	75,000	3,296	4%		71,704
512001	OTHER OPERATING	25,000				
Total OTHER OPERATING:		25,000				25,000
Total Judicial:		600,000	44,093	7%		555,907

Employer Contributions

Commitment Item	Commitment Item Description	Current Budget	YTD Expenditures	% Used	Commitments	Remaining Balance
513000	EMPLOYER CONTRIB	719,818	71,258	10%	0	648,560
Total Employer Contributions:		719,818	71,258	10%	0	648,560

Total EARMARKED FUND:		5,607,845	264,004	5%	533,202	4,810,639
------------------------------	--	------------------	----------------	-----------	----------------	------------------

South Carolina Workers' Compensation Commission

Commitments

FY 2023 As of 7/31/2022

Fund 38440000 - EARMARKED FUND

Administration

Commitment Item	Commitment Item Description	Vendor	Commitment
5030010004	SUBSCRIPTIONS	WEST PUBLISHING CORPORATION	10,022
5030067101	PRGM LIC - APP SUPP	WEST PUBLISHING CORPORATION	40,754
5030067170	EQUIP&SUPP- PRINT EU	FORMS & SUPPLY INC	1,080
5040060000	ST RENT-NON ST BLDG	GALIUM 1333 MAIN LLC	6,574
5040490009	RENT PARKING	REPUBLIC PARKING SYSTEM INC	405
5041840000	LEASE BLDG PRINCIPAL	GALIUM 1333 MAIN LLC	371,394
5041850000	LEASE BLDG INTEREST	GALIUM 1333 MAIN LLC	1,766
Total Administration:			431,994

Inform. services

Commitment Item	Commitment Item Description	Vendor	Commitment
5020077100	SERVICES- APP SUP	INSURANCE SERVICES OFFICE INC	62,640
5020077100	SERVICES- APP SUP	PROGRESS SOFTWARE CORP	10,368
5020077220	SERVICES- VOICENET	NWN CORPORATION	2,160
5030067130	EQUIP&SUPP- EUC	KEYMARK INC	17,652
5030067170	EQUIP&SUPP- PRINT EU	US INK AND TONER INC	3,660
Total Inform. services:			96,480

Total EARMARKED FUND:	528,474
------------------------------	----------------

Any items with vendor "Not assigned" are pending financial adjustments. Any commitment on the Budget vs. Actual Report that is missing from this list is a travel commitment.

South Carolina Workers' Compensation Commission
Earmarked Fund Revenues
FY 2023 As of 7/31/2022
8% of year elapsed

Account	Acct No.	Budget	YTD Actual Revenue	% of Budget
WORKERS' COMPENSATION HEARING FEE	4110090000	\$ 1,091,322	\$ 73,620	7%
WORKERS COMP SELF INSURANCE APPLICATION FEE	4160040000	\$ 26,555	\$ 225	1%
WORKERS COMPENSATION FILING VIOLATION PENALTY	4223030000	\$ 1,985,476	\$ 147,599	7%
PARKING FEE	4350040000	\$ 5,900	\$ 460	8%
WORKERS COMPENSATION AWARD REVIEW FEE	4350140000	\$ 32,251	\$ 1,650	5%
PHOTOCOPYING FEE	4380050000	\$ 25,300	\$ 4,934	20%
SALE OF LISTINGS & LABELS	4480060000	\$ 4,187	\$ 25	1%
REFUND PRIOR YR EXPENDITURE	4520010000		\$ -	
ADJUSTMENT TO AGENCY DEPOSITS	4530020000		\$ (130)	
Total Revenues		\$ 3,170,991	\$ 228,383	7%
Self Insurance Tax				
		\$ 2,500,000	\$ 904	0%
Total				
		\$ 5,670,991	\$ 229,287	4%