

A G E N D A

SOUTH CAROLINA WORKERS' COMPENSATION COMMISSION

1333 Main Street, 5th Floor
Columbia, South Carolina 29201

July 16, 2018 – 10:30 a.m.

Commission Hearing Room A

This meeting agenda was posted prior to the meeting and proper advance notice was made to all concerned parties in compliance with requirements in the Freedom of Information Act.

- | | |
|---|---|
| 1. CALL TO ORDER | <i>CHAIRMAN BECK</i> |
| 2. APPROVAL OF AGENDA OF BUSINESS MEETING
OF July 16, 2018 | <i>CHAIRMAN BECK</i> |
| 3. APPROVAL OF MINUTES OF THE BUSINESS MEETING
OF June 18, 2018 (Tab 1) | <i>CHAIRMAN BECK</i> |
| 4. GENERAL ANNOUNCEMENTS | <i>MR. CANNON</i> |
| 5. APPLICATIONS FOR APPROVAL TO SELF-INSURE (Tab 2) | <i>MR. BERTHELETTE</i> |
| 6. DEPARTMENT DIRECTORS' REPORTS
Human Resources (Tab 3)
Information Services (Tab 4)
Insurance and Medical Services (Tab 5)
Claims (Tab 6)
Judicial (Tab 7) | <i>MS. STUART
MS. SPRANG
MR. DUCOTE
MS. SPANN
MS. BRACY</i> |
| 7. Vocational Rehabilitation (Tab 8) | <i>MS. DRAWDY</i> |
| 8. EXECUTIVE DIRECTOR'S REPORT (Tab9)
Administration – Financial Report (Tab 10) | <i>MR. CANNON
Mr. Cannon</i> |
| 9. OLD BUSINESS | <i>CHAIRMAN BECK</i> |
| 10. NEW BUSINESS | <i>CHAIRMAN BECK</i> |
| 11. ADJOURNMENT | <i>CHAIRMAN BECK</i> |

Table of Contents

1	Approval of Minutes of the Business Meeting of June 18, 2018
2	Self-Insurance
3	Human Resources
4	Information Services
5	Insurance and Medical Services
6	Claims
7	Judicial
8	Vocational Rehabilitation
9	Executive Director's Report
10	Financial Report

THE
SOUTH CAROLINA WORKERS' COMPENSATION COMMISSION
BUSINESS MEETING
June 18, 2018

A Business Meeting of the South Carolina Workers' Compensation Commission was held in Hearing Room A of the Workers' Compensation Commission on Monday, June 18 at 10:30 a.m. The meeting agenda was posted prior to the meeting and proper advance notice was made to all concerned parties in compliance with requirements in the Freedom of Information Act. The following Commissioners were present:

T. SCOTT BECK, CHAIRMAN
SUSAN S. BARDEN, VICE CHAIR
R. MICHAEL CAMPBELL, II, COMMISSIONER
MELODY L. JAMES, COMMISSIONER
GENE MCCASKILL, COMMISSIONER
AISHA TAYLOR, COMMISSIONER
AVERY B. WILKERSON, JR., COMMISSIONER

Present also were: Gary Cannon, Executive Director; Bryan Berthelette, Self-Insurance Director; Amy Bracy, Judicial Director; Keith Roberts, General Counsel Kim Falls, Business Analyst; Sonji Spann, Claims Director; Sandee Sprang, IT Director; Alexa Stuart, HR Manager. Ivey Drawdy, Vocational Rehabilitation was also present.

Chairman Beck called the meeting to order at 10:35 a.m.

AGENDA

Commissioner Barden moved that the agenda be approved. Commissioner McCaskill seconded the motion, and the motion was approved.

APPROVAL OF MINUTES – BUSINESS MEETING OF MAY 21, 2018

Commissioner Barden moved that the minutes of the Business Meeting of May 21, 2018, be approved. Commissioner James seconded the motion, and the motion was approved.

GENERAL ANNOUNCEMENTS

There were no general announcements.

APPLICATIONS FOR APPROVAL TO SELF-INSURE

Self-insurance applications were presented by Bryan Berthelette, Self-Insurance Director. **One (1)** prospective members of **One (1)** fund was presented to the Commission for approval. The applications were:

South Carolina Home Builders SIF
Barron Building Group
Foothills Contracting LLC
3 J's Services LLC
PaintMagic LLC
Seaside Services Air & Heat Inc.
Squeegee Clean Windows LLC
Stewart Electric, Inc.
Tom Peoples Builder, Inc.

After examination of the applications, it was determined that each complied with the Commission's requirements and each was recommended for approval. Commissioner Wilkerson made the motion to approve the applications to self-insure, and Commissioner Campbell seconded the motion. The motion was unanimously approved.

DEPARTMENT DIRECTORS' REPORTS

The Department Directors presented their reports which were also submitted to the Commission in written form.

Human Resources

Alexa Stuart presented the Human Resources report. Ms. Stuart pointed out the following highlights from the report:

- In May, there were no new hires. Both of the legal interns left May 1, 2018.
- 141 candidates applied for the Record Analyst I position. New employee will start on June 25, 2018.
- Reposted position for claims examiner. 47 candidates, and have offered position and new employee will begin on June 16, 2018.
- There were 4 transactions for benefits, 16 SCEIS time transaction issues and 2 Payroll related inquiries.
- Met with Executive Director and managers about various employee related issues.
- Held annual Employee Appreciation Luncheon and Tracy Riddle was recognized as the employee of the year.
- New offices in IT area are 90% completed. Contractor will return to complete the project in the next week or two.

Commissioner James inquired as what we were doing with the 2 offices. Chairman Beck explained that that offices were assigned to IT, but will also possibly be used for law clerks/temps.

Information Technology Department

Sandee Sprang presented the Information Services Department's report. Ms. Sprang pointed out the following highlights from the report.

- EDI- the IT department continues support for EDI trading partners to research and resolve EDI transaction data. During May, Duane and Liz spent an extensive amount of time working to resolve POC issues.
- Reporting and Standardization – The TI team continues to work on the data transmission and processing of DEW data. Liz and Duane were able to complete the first full xfile generation process. Also, were about to generate several new reports. The data will now import automatically.
- OnBase- Kim continues to work on refining groups to simplify security and rights.
- Security System: Jason continues working with Sonitrol and ParkSimple to synchronize badge operation.
- Legacy Modernization- 7 Sprints are completed and wrapping up the design documents for the project. The clay model has been built and presented; it illustrates the framework and the look and feel of the screens. IT is working on the delivering the Statement of Work for the next project.

Commissioner McCaskill inquired if the security system is 100% complete. Chairman Beck indicated that it is not.

Insurance and Medical Services Department

Gary Cannon presented the Insurance and Medical Services Department's report in Mr. Ducote's absence. Mr. Cannon pointed out the following highlights from the report:

- In May, the Compliance Division compelled 45 employers to come into compliance with the Act, and collected over \$139,000 in non-compliance penalties. Additionally, 14 carries resolved their issues, resulting in \$5,589 in fine resolutions.
- Coverage collected over \$16,200, in fines. 2,223 new claims were established.
- The Compliance Division collected \$149,510 in fines and penalties. Year to date, the Compliance Division has collected \$1,392,401 in fines.
- The Self- Insurance Division collected over \$16,000 in self-insurance tax. Year to date, Self-Insurance tax revenue is trending at 105% of prior fiscal year.
- Mr. Ducote and Mr. Cannon continue to work on their outreach program. Both gentlemen spoke to Carolina General Contractors. Wayne, Denise and Breann participated in the Columbia area small business meeting. In addition Mr. Ducote represented the all pharmacy meeting.

Chairman Beck asked about Compliance Fines projections.

Claims Department

Sonji Spann presented the Claims Department's report. She reported the following for the month of May:

- Claims processed 15,538 items during the month of May. This reflects a 6% decrease compared to the previous month.
- Claims closed 2,368 files and reviewed 3,491 files, which was a decrease of 131 and number of cases reviewed decrease by 569.
- Fine Revenue collected during the month of May was \$34,700, a decrease of \$3,100.00 in comparison to last month.
- Claims Department assessed 270 fines, a decrease of 59 from the previous month.
- Of the fines assessed, 210 were for the Form 18.
- Received 1,930 Form 18s via SROI/EDI.
- Received 1746 Form 18s via email.
- Received 587 Form 18s via USP.
- Received 728 Form 61s; approved 667 Form 61s.
- Received 44 Third Party Settlements and approved 31.

Judicial Department

Amy Bracy presented the Judicial Department's report. Ms. Bracy reported the following for the month of May 2018:

Judicial Department

- 882 requests for Hearings
- 123 Motions
- 135 Clincher Conference requests sent to Jurisdictional Commissioners

Commissioners

- 84 Single Commissioner Hearings conducted
- 25 pre-hearing conferences held

- 8 Full Commission Hearings conducted
- 622 Orders served at single Commissioner level; 68 of those were Decision and Orders that resulted from hearings that went on record; 184 of those were Motion Orders ruled upon by Commissioners

Informal Conference

- 237 informal conferences conducted

Mediation

- 58 regulatory mediations scheduled
- 46 requested mediations
- 57 matters resolved in mediation with the receipt of Forms 70

Appeals to SC Court of Appeals

- In May the Judicial Department received 6 Notice of Intent to Appeal.

VOCATIONAL REHABILITATION

Ivey Drawdy, counselor presented her report which was also submitted to the Commission in written form. She pointed out the following highlight of the report.

- 82 letters mailed
 - 5 responses
 - 1 application taken
 - 2 emailed for appointment requests
 - 1 meeting-not approved for services
 - 8 letters returned
- Hearings:
- Attended 6 hearing and 7 Clinchers Conferences. .
- 2 appropriate referrals
- Spoke with 11 attorneys

EXECUTIVE DIRECTOR'S REPORT

Gary Cannon, Executive Director, presented his report which was also submitted to the Commission in written form. He pointed out the following highlights from the report:

- Security system is 95% done. Still waiting on the panic buttons and strobe lights.
- Offices in IT are almost complete; need doors and floor molding. Currently shopping for furniture.

ADMINISTRATION – FINANCIAL REPORT

Mr. Cannon reported the benchmark for period ending May 31, 2018 is 92%. The General Fund expenditure to date is 81%. The Earmarked Fund expenditure to date is 65%. The budgeted operating revenues received is 110% and the budgeted Self-Insurance Tax funds received is 97%. The Earmarked Fund Balance has a net income/expenditures of \$1,139,466.

Chairman Beck reminded everyone to turn their travel in as soon as possible due to it's the end of the fiscal year.

OLD BUSINESS

No old business

NEW BUSINESS

No new business

ADJOURNMENT

Commissioner Barden made the motion to adjourn. Commissioner McCaskill seconded the motion, and the motion was approved.

The June 18, 2018, meeting of the South Carolina Workers' Compensation Commission adjourned at 10:53 a.m.

Reported July 10, 2018
Amy Proveaux
Office of the Executive Director

<p style="text-align: center;">SCWCC Human Resources Monthly Report June 2018</p>

STAFFING

In June, the Commission had 52 FTEs, 1 open position, 1 part-time employee and 1 part-time temporary employee.

- **New Hires:** One
- **Separations:** Two - Retirements
- **Retirements:** Two
- **Leaves:** Two

Recruitment:

- Posted job opening for Insurance Claims Examiner. We posted two times and we had a total of 47 candidates. We interviewed four and selected two for a final interview. Offer was made and employee to start July 17, 2018.

BENEFITS

- Performed six (6) transactions related to benefits.

EMPLOYEE RELATIONS

- Met with Executive Director and managers about various employee related issues.
- We provided some early Independence Day festivities with a dress in red, white and blue contest and provided an appropriately decorated sweet treat to all employees.

MEETINGS

- Did not attend any offsite meetings.

ADMINISTRATIVE

- Sent ten (10) "All Agency" emails out on various topics such as SCEIS, benefits, safety, security, and other miscellaneous items.
- Performed ten (10) SCEIS time related transactions and two (2) payroll related transactions.

FISCAL RESPONSIBILITIES

- Processed/approved fourteen (14) travel expense reports.

FACILITIES

- Notified CBRE of five (5) issues.
- Construction of offices is complete; however, CBRE still needs to have their electrician finish rewiring the offices.

TRAINING

- Completed the online training for ICAP IT Data Collection Planning.

State of South Carolina

1333 Main St, Suite 500
P.O. Box 1715
Columbia, S.C. 29202-1715



Tel: (803) 737-5700
Fax: (803) 737-1258
www.wcc.sc.gov

Workers' Compensation Commission

To: Gary Cannon
SCWCC Executive Director
From: Sandee Sprang, IT Director
Date: July 11, 2018
Subject: IT Department June 2018 Full Commission Report

This report summarizes the activities and accomplishments of departmental projects and initiatives for the IT department during June 2018.

I. Systems Operations, Maintenance and Support

EDI

The IT department continues support for EDI trading partners to research and resolve EDI transaction data and image processing errors. We also continue our work with the IAIABC EDI Claims Workgroup, reviewing and recommending standards changes.

Reporting and Standardization

The IT team continues to work on the data transmission and processing of DEW data. Liz completed the x-file programming. Kim completed the year-end reporting.

Systems Support

Jason worked with DTO to deploy all new configuration files for OnBase. He also upgraded all laptops with the most current version of the Endpoint Security application.

OnBase

Kim continues to work on refining Groups to simplify security and rights.

Security System

Jason continues working with the Sonitrol and ParkSimple to resolve badge synchronization issues.

II. Projects, Enhancements and Development

Hardware Upgrades

The status of the hardware upgrade projects currently in process:

- We are working with OnBase and DTO to gather a list of compatible desktop scanners as we look to place a scanner on each AA's desk.

Microfilm Conversion

The conversion of all cartridges is complete, and Kim is working with DTO to build an import process for the images.

Legacy Modernization

The Data Requirements study was completed in June and from this project, a new claims management system was designed. The Statement of Work for the development project was submitted and approved through the Materials Management Office and it has been published through the Small Application Development contract.

III. Trainings and Meetings

Liz continues her Capella University IT courses.

State of South Carolina



Workers' Compensation Commission

To: Mr. Gary Cannon
SCWCC Executive Director

From: Wayne Ducote, Jr.
IMS Director

Date: 12-Jul-18

Subj: Insurance and Medical Services Department
June 2018 Full Commission Report

Please find attached information provided to summarize the status and workflow of initiatives currently underway within the Insurance and Medical Services (IMS) Department.

In addition to the statistical data provided, please be advised of the following:

- | | |
|---------------------|---|
| Compliance Division | <ol style="list-style-type: none">1. Reviewing revenue metrics / projections.2. Working with staff to review workflow processes and additional training opportunities.3. Continuing outreach opportunities with stakeholders. |
| Coverage Division | <ol style="list-style-type: none">1. Working with staff to review workflow processes and explore opportunities to enhance service provision.2. Lapse in Coverage: 40 new registrants; 0 notifications sent. |
| Medical Services | <ol style="list-style-type: none">1. Working with Medical Bill Reviewers on certification renewals. |

While this summary is in no way all-inclusive, it may serve to assist you and our Commissioners in understanding the key initiatives underway in the IMS Department and provide measures by which the Department's effectiveness can be gauged. IMS welcomes any guidance that you and/or our Commissioners can provide concerning our performance and direction.

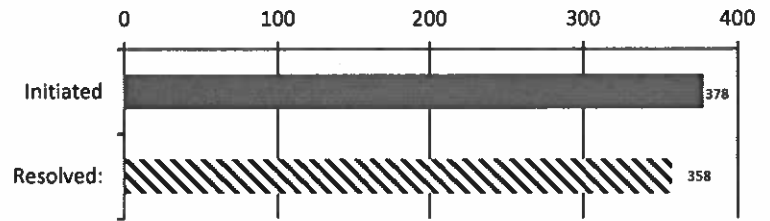
Employers Obtaining Coverage

The Compliance Division works with great diligence to help uninsured employers become compliant with the South Carolina Workers' Compensation Act. Year to date, the Compliance Division has compelled **358** employers in South Carolina to come into compliance with the Act. In so doing, approximately **3,329** previously uninsured workers are now properly covered.

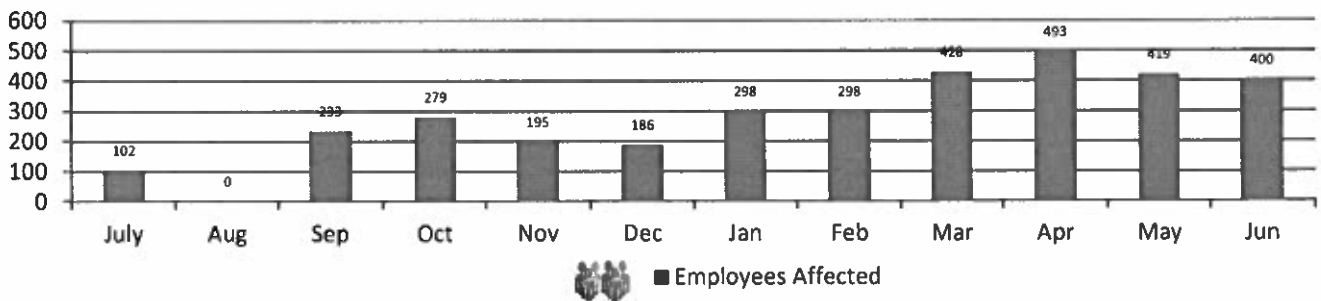
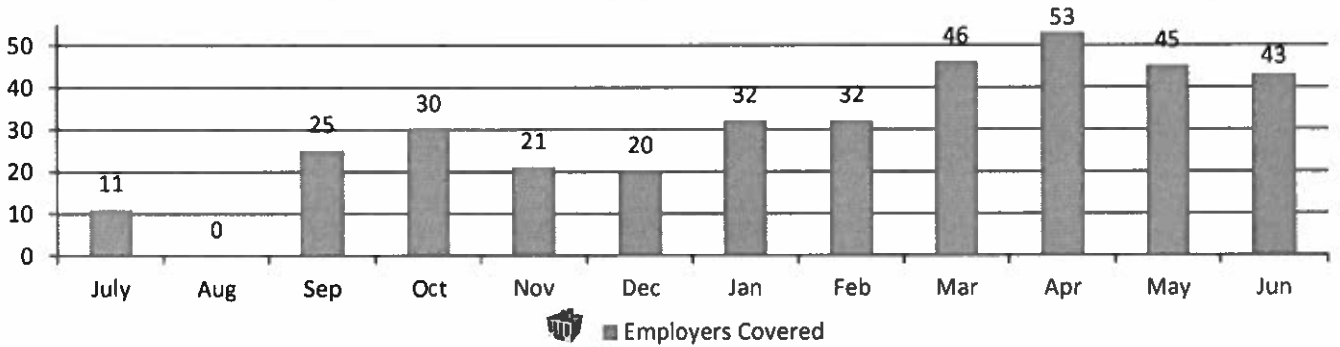
Penalties Waived

Although the Division has assessed \$10.5 m in fines, 83% of those fines (\$8.7 m) have been waived or rescinded as employers have either obtained insurance coverage or were found not to be subject to the Act.

RTSC Cases

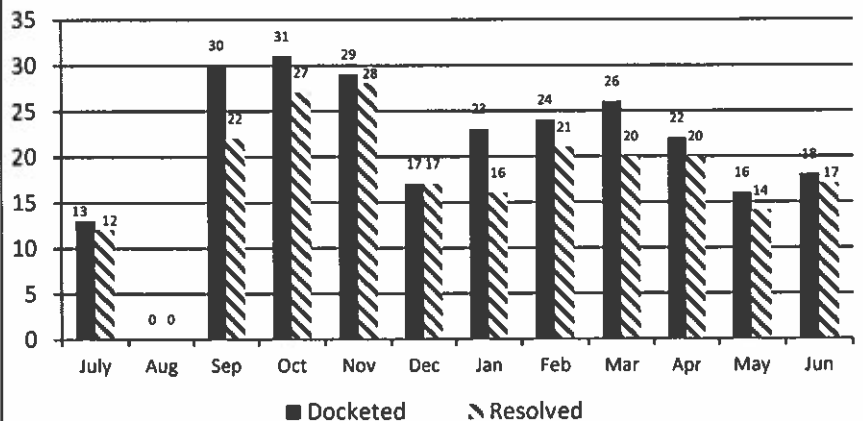


Fines and Penalties



Carrier Rule to Show Cause Hearings

The Compliance Division manages the Rule to Show Cause process involving the recovery of outstanding carrier fines and penalties. In the month of June 2018, 18 carrier RTSC cases were docketed; 17 cases were resolved and \$7,200 was recovered. Year to date, 249 carrier RTSC cases have been docketed, 214 cases have resolved and \$109,373 has been recovered.



Carryover Caseload:

The Compliance Division closed June 2018 with 369 cases active, compared to an active caseload of 144 at the close of June 2017.

Cases Resolved:

For the month of June 2018, Compliance Division staff closed-out 109 cases.

Compliance Fines:

In June 2018, the Compliance Division collected \$115,350 in fines and penalties. Year to Date, the Compliance Division has collected \$1,507,751 in fines.

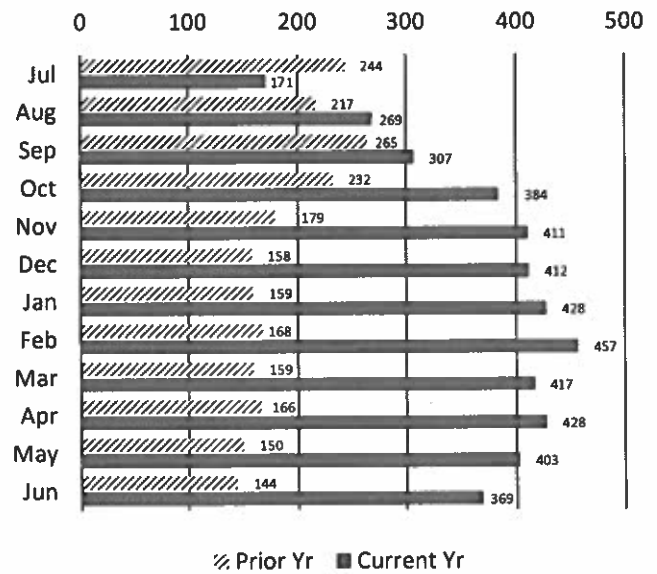
Year to Date vs Prior Year Total (\$382,199): 394%

June 2018 vs. June 2017: 758%

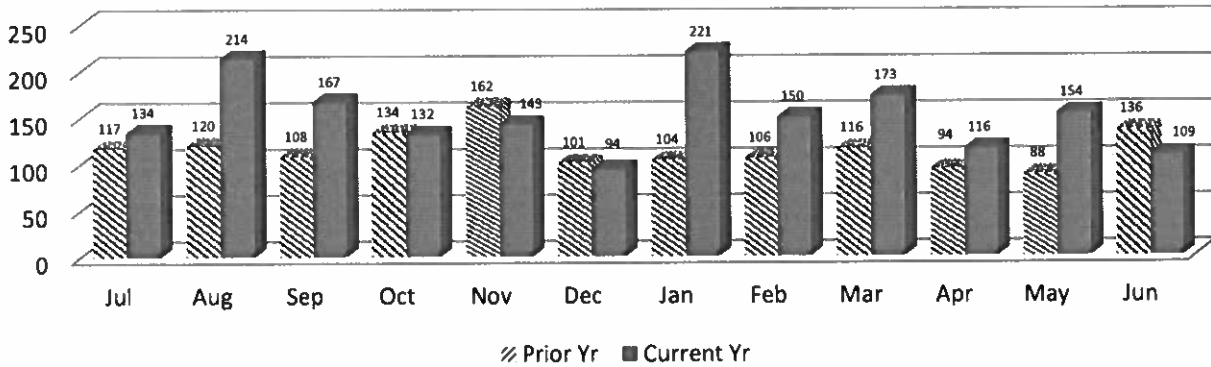
Current Year End trend is 394% of 2016-2017

YTD 2017-18 (July - June) vs YTD 2016-2017: 394%

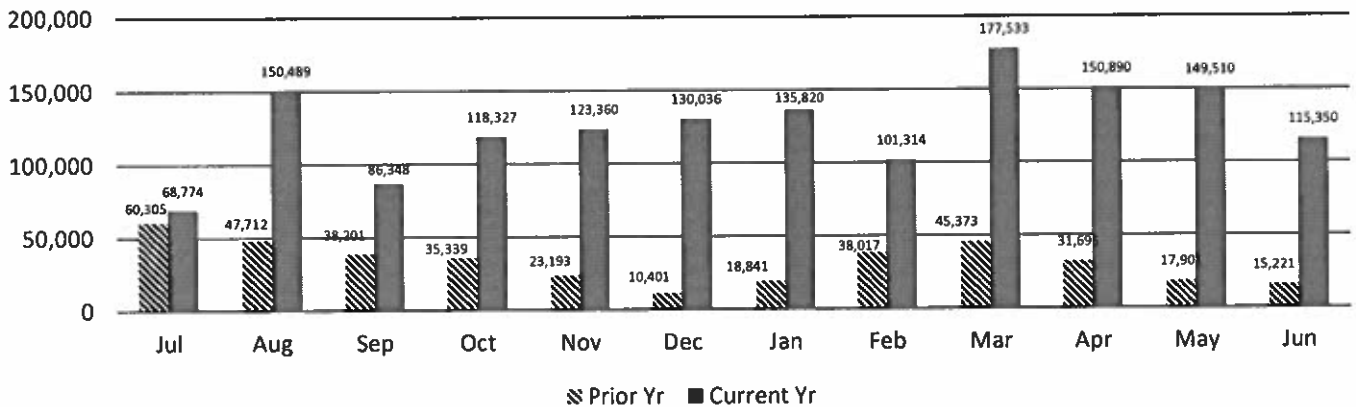
Caseload Pending v. Prior Year



Cases Resolved v. Prior Year

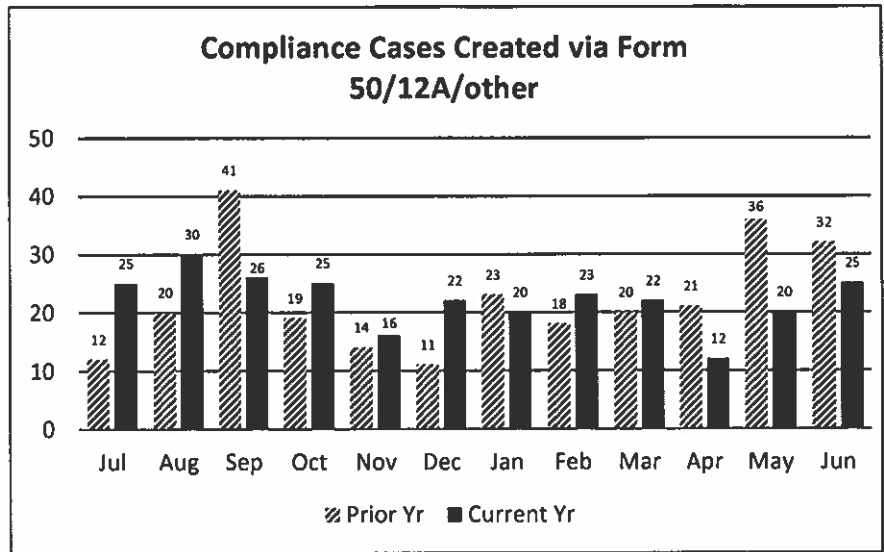


Compliance Fines Collected v. Prior Year



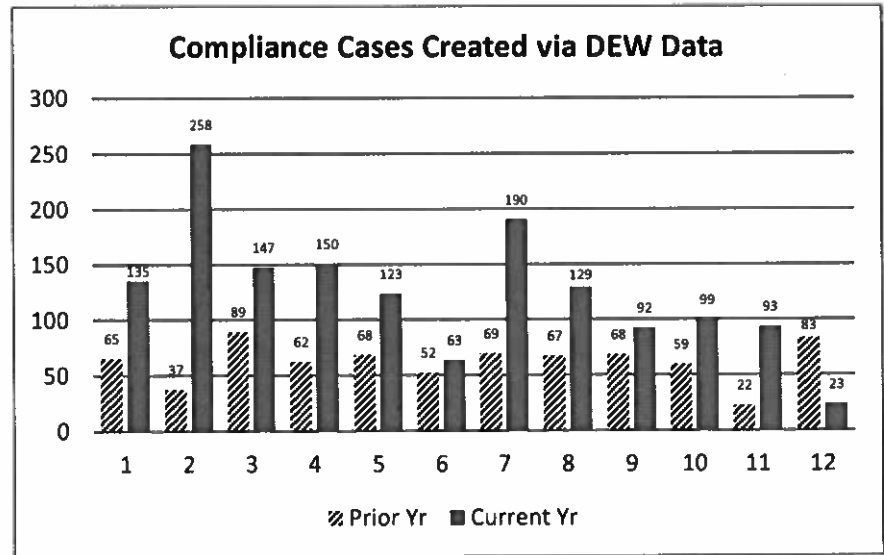
In June 2018, 25 compliance files were created from the combined filings of Form 50's, 12A's, and stakeholder reporting involving uninsured employers.

YTD vs. Prior Year total (267): 100%
 June 2018 to June 2017: 78%
 Current Yr End trend: 100% of 2016-2017
 YTD 2017-2018 v. YTD 2016-2017: 100%



In June 2018, 23 compliance files were created from the DEW data process.

YTD vs. Prior Year total (741): 203%
 June 2018 to June 2017: 28%
 Current Yr End trend: 203% of 2016-2017
 YTD 2017-2018 v. YTD 2016-2017: 203%

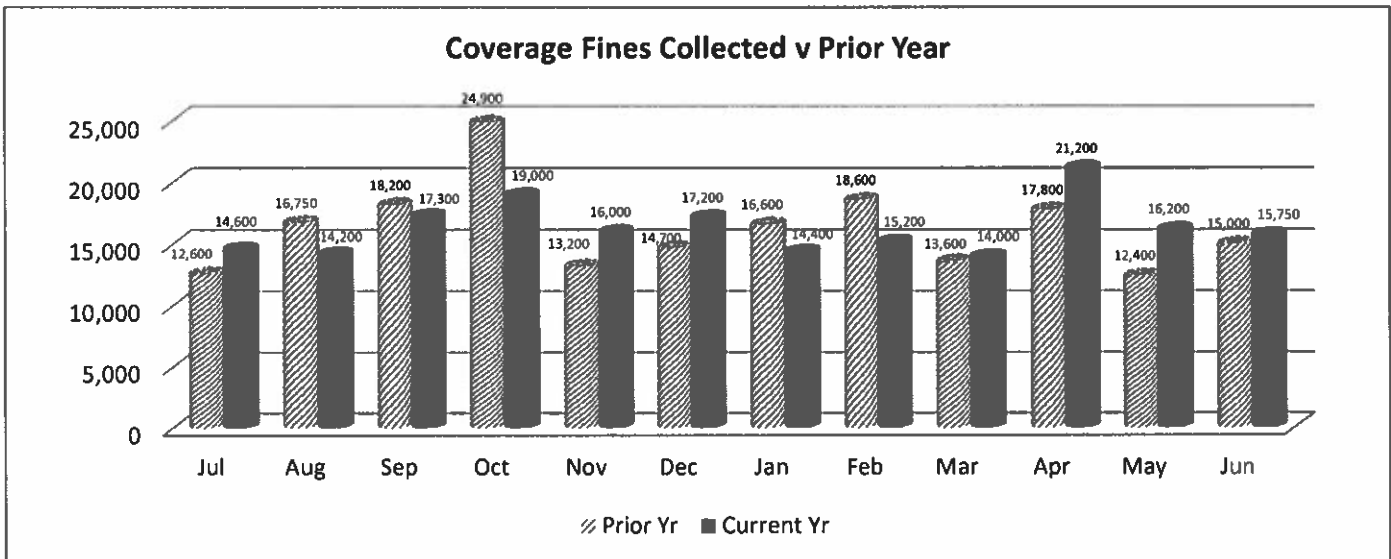



WCC Claim Files:

In June 2018, the Coverage Division received a total of 2,081 WCC Claim files. Of these, 1,773 were created through proper carrier filing of a 12A, and 308 were generated as a result of a Form 50 claim filing. Year to Date 24,494 Claim files have been created which is 101% of claim file volume prior year (24,350).

Coverage Fines:

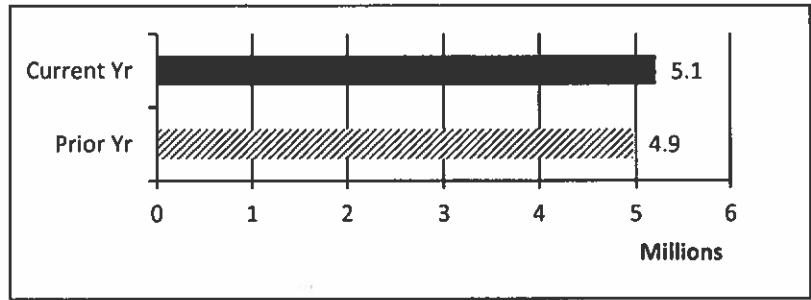
The Coverage Division collected \$15,750 in fine revenue in June 2018, as compared to \$15,000 in Coverage fines/penalties accrued during June 2017. Year on Year, Coverage fines are at 100% of collections for prior year.



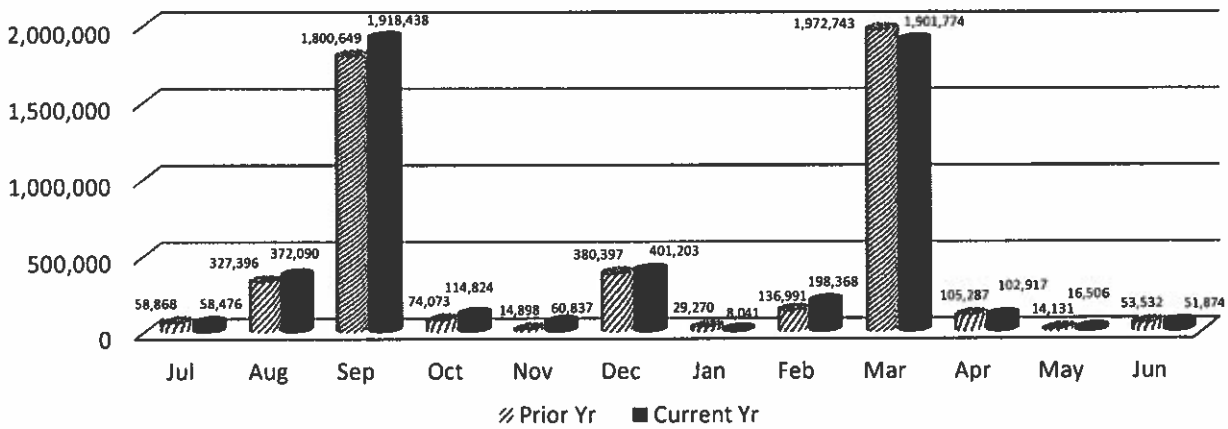
IMS SELF INSURANCE DIVISION

June 2018

During the month of June 2018, the Self Insurance Division:
 * collected \$51,874 in self-insurance tax.
 * added 8 new self-insurers.
 * conducted 3 Self Insurance audits.
 Year to Date, Self Insurance tax revenue is trending at 105% of prior year and 40 Self Insurance audits have been completed.



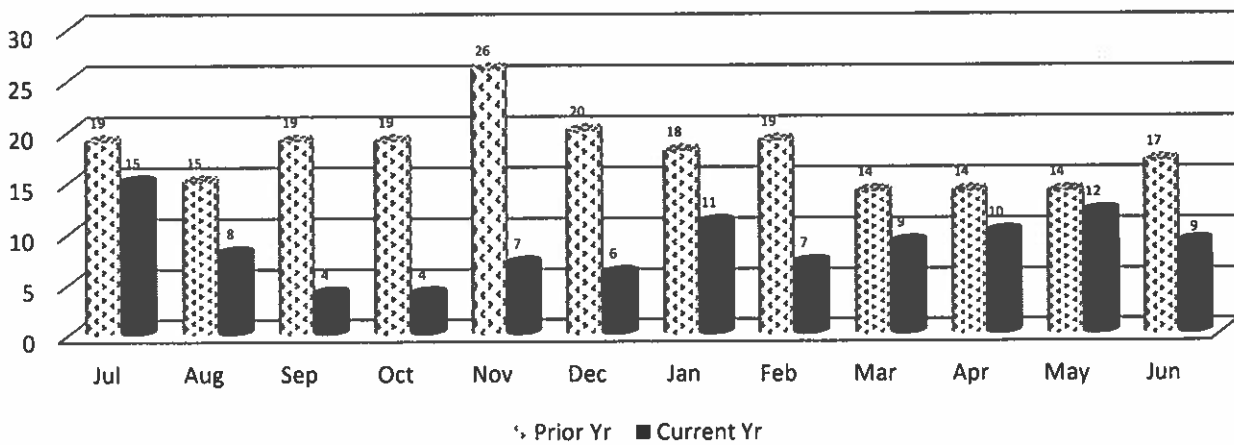
Self Insurance Tax Collections v. Prior Year



IMS MEDICAL SERVICES DIVISION

In June 2018, the Medical Services Division began the month with 12 bills pending review, received an additional 8 bills for review, conducted 11 bill reviews and ended the month with 9 bills pending.

Medical Bills Pending Review v. Prior Year



State of South Carolina

1333 Main Street, 5th Floor
P.O. Box 1715
Columbia, S.C. 29202-1715



TEL: (803) 737-5700
www.wcc.sc.gov

Workers' Compensation Commission

MEMORANDUM

To: Gary Cannon, Executive Director
From: Sonji Spann, Claims Director
Date: July 6, 2018
Re: Claims Department – July 2018 Full Commission Report

Attached is Claims Department activity for the period ending June 30, 2018. The format of the Claims Department report highlights the key workflow benchmarks and compare to same month last fiscal year.

During the month of June, Claims processed 15,392 items. This reflects a 1% decrease in the number of items compared to the previous month. This includes 2,429 closed files and reviewed 3,393 files. When compared to the previous month, the number of Claims closed increased 61 and the number cases reviewed decreased by 98. When compared to the same period in FY 16/17, the department closed 432 less cases and reviewed 246 more cases.

In our efforts to reduce the number of carriers' open files, we reviewed 1665 open files of 9 carriers. This resulted in 79 cases being closed, assessing fines on 4 cases, and made 5 requests for additional information.

The Claims Department collected \$39,200 in fine revenue, an increase of \$4,500 compared to the previous month. When compared to the same period in FY 16/17, the department collected \$42,000 in fine revenue, a decrease of \$2,800.

The Claims Department assessed 295 fines, an increase of 25 compared to the previous month. Two-hundred thirty seven of the number of fines assessed were for the Form 18, an increase of 27 compared to the previous month. When compared to the same period in FY 16/17, the department assessed 240 fines of which 219 were for the Form 18.

The Claims Department encourages the stakeholders to submit the forms electronically and/or by email. During the month of June, the department received 1,796 Form 18s via SROI/EDI, 1630 via email, and 481 via USPS. When compared to the same period in FY 16/17, the number of Form 18s submitted via SROI/EDI increased 540, or 43%; the number of Form 18s submitted via email decreased 331, or 17%, and the number of Form 18s mailed via USPS decreased 820, or 63%.

The Claims Department received 837 Form 61s and approved 835. When compared to the same period in FY 16/17, the department received 760 Form 61s, an increase of 77, and approved 716, an increase of 119. The department received 2 Third Party Settlements and approved 2. Compared to the same period in FY 16/17, the department received 44 Third Party Settlements and approved 31.

CLAIMS DEPARTMENT REPORT													
STATISTICS FOR FISCAL YEAR 2017-2018													
July 12, 2018													
	July	August	Sept	Oct	Nov	Dec	Jan	Feb	March	April	May	June	Total
I. Claims Services Division													
Forms 15-I	1,177	1,330	1,071	1,246	1,251	1,075	1,209	1,200	1,263	1,246	1,188	1,250	14,506
Forms 15-III/Forms 17	892	1,098	932	1,052	974	835	1,157	962	1,032	1,037	1,019	1,034	12,024
Forms 16 for PP/Disf	217	242	314	269	161	278	203	210	268	265	236	265	2,928
Forms 18	4,479	4,768	4,486	4,850	4,432	4,094	4,667	4,840	4,467	4,521	4,487	4,150	54,241
Forms 20	747	828	707	759	673	599	696	716	777	738	677	680	8,597
Form 50 Claims Only	319	293	233	368	259	234	255	235	321	260	256	243	3,276
Form 61	739	798	653	796	791	750	754	697	792	786	728	837	9,121
Letters of Rep	139	145	129	221	189	182	189	155	210	180	182	184	2,105
Clinchers	685	959	821	838	807	795	816	665	977	829	781	866	9,839
Third Party Settlements	32	32	33	39	43	25	12	4	0	0	1	2	223
SSA Requests for Info	56	85	74	54	84	45	100	100	89	76	124	59	946
Cases Closed	2,126	2,457	2,292	2,482	2,314	2,143	2,386	2,259	2,576	2,499	2,368	2,429	28,331
Cases Reviewed	2,517	2,821	3,317	4,767	3,277	2,838	3,850	3,216	4,355	4,060	3,491	3,393	41,902
Total	14,125	15,856	15,062	17,741	15,255	13,893	16,294	15,259	17,127	16,497	15,538	15,392	188,039

STATISTICS FOR FISCAL YEAR 2017-2018													
July 12, 2018												Total	
	July	August	Sept	Oct	Nov	Dec	Jan	Feb	March	April	May	June	
II. Total Fines Assessed by Claims Department													
# Assessed	239	222	259	547	325	307	339	324	319	329	270	295	3,775
# Rescinded	13	19	22	46	99	50	121	55	81	137	72	94	809
# Reduced	0	0	0	0	0	0	0	0	0	1	0	3	4
# Paid	176	189	155	280	324	274	238	229	253	192	175	196	2,681
# Outstanding*	176	314	375	582	477	446	396	446	431	398	421	388	4,850
Total Amt. Assessed	\$47,800	\$44,400	\$51,050	\$109,100	\$64,700	\$61,400	\$67,500	\$64,500	\$63,050	\$65,650	\$54,000	\$58,700	\$751,850
Total Amt. Rescinded	\$2,600	\$3,800	\$4,250	\$9,050	\$19,650	\$9,850	\$24,200	\$10,850	\$16,050	\$33,850	\$14,400	\$18,650	\$167,200
Total Amt. Reduced	\$0	\$0	\$0	\$0	\$0	\$0	\$0	\$0	\$0	\$150	\$0	\$0	\$450
Net Assessed			46,800	100,050	45,050	51,550	43,300	53,650	47,000	31,650	39,600	39,750	\$498,400
Total Amt. Paid	\$35,400	\$37,800	\$30,850	\$55,700	\$64,800	\$54,650	\$47,600	\$45,650	\$50,300	\$37,800	\$34,700	\$39,200	\$534,450
Total Outstanding*	\$35,200	\$62,800	\$74,700	\$116,100	\$94,950	\$89,050	\$78,750	\$88,750	\$85,450	\$79,300	\$84,200	\$77,350	

State of South Carolina

1333 Main Street
P.O. Box 1715
Columbia, S.C. 29202-1715



Tel: (803) 737-5700
Fax: (803) 737-1234
www.wcc.sc.gov

Workers' Compensation Commission

July 11, 2018

To: Gary M. Cannon
Executive Director

From: Amy A. Bracy
Judicial Director

RE: **Monthly Judicial Report for June 2018**

During the month of June, the Judicial Department processed one thousand twelve (1012) requests for hearings, one hundred twenty-seven (127) Motions and one hundred forty-five (145) clincher conference requests that were sent to the Jurisdictional Commissioners.

There were eighty-four (84) Single Commissioner Hearings conducted during the past month, twenty-eight (28) pre-hearing conferences held and six (6) Full Commission hearings held. A total of five hundred fifty-five (555) Orders were served at the single Commissioner level, sixty-five (65) of those were Decision and Orders that resulted from hearings that went on the record and one hundred forty-five (145) were Motion Orders that were a result of Motions ruled upon by Commissioners.

The Informal Conference system conducted two hundred fifty-five (255) hearings during the last month.

There were fifty-seven (57) regulatory mediations scheduled and fifty-six (56) requested mediations. The Judicial Department was notified of fifty-eight (58) matters resolved in mediation, with the receipt of Forms 70.

In the month of May, Judicial received seven (7) Notices of Intent to Appeal to the Court of Appeals and zero (0) to the Circuit Court.

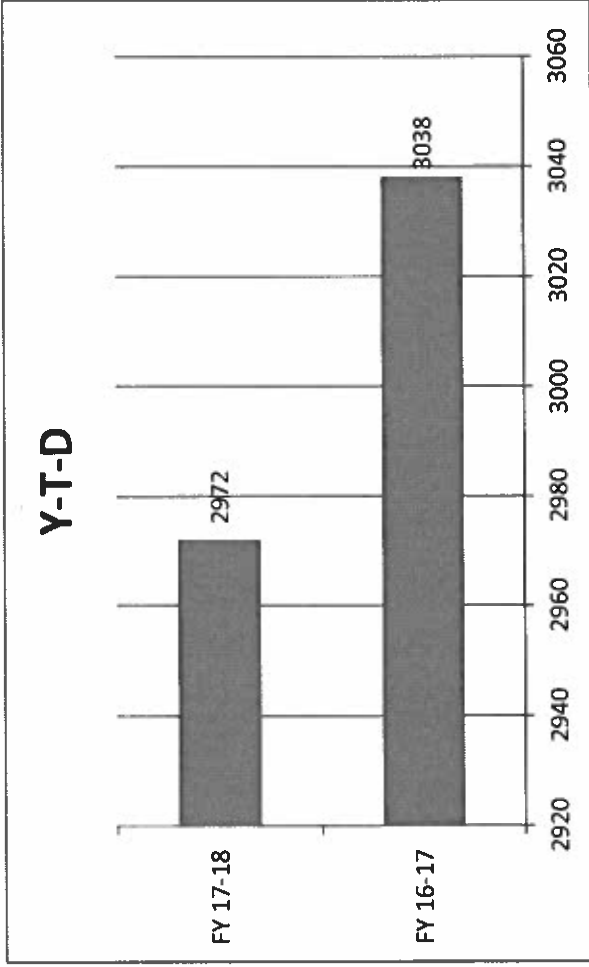
Judicial Department Statistical Report
Statistics For Fiscal Year 2017-2018

	July	August	Sept	Oct	Nov	Dec	Jan	Feb	March	April	May	June	Totals YTD 2017-2018	Totals YTD 2016-2017	YTD Diff + (-)	FY17-18 Mth Avg	FY16-17 Mth Avg
Claimant Pleadings	536	653	570	636	526	454	530	593	693	533	588	685	6,997	7,222	(225)	583	602
Defense Response to Pleadings	450	499	492	450	482	487	438	416	549	520	531	532	5,846	6,042	(196)	487	504
Defense Pleadings	316	320	256	315	288	255	291	291	367	314	294	327	3,634	3,662	(28)	303	305
Motions	114	108	121	140	108	137	167	87	165	140	123	127	1,537	1,422	115	128	119
Form 30	22	14	24	15	23	17	22	19	20	22	49	21	268	231	37	22	19
FC Hearings Held	16	11	18	10	15	9	15	10	14	4	8	6	136	131	5	11	11
FC Orders Served	11	12	20	14	16	18	12	10	23	17	13	26	192	184	8	16	15
Single Comm. Hearings Held	57	69	73	90	56	94	75	73	83	64	84	84	902	902	0	75	75
Single Comm. Orders Served	198	191	199	231	181	195	231	220	270	251	268	240	2,675	2,358	317	223	197
Single Comm. Pre-Hearing Conf Held	13	28	16	45	25	36	29	41	30	45	25	28	361	280	81	30	23
Consent Orders	235	276	270	255	265	230	357	349	435	244	325	302	3,543	3,439	104	295	287
Administrative Orders	16	23	18	14	16	21	25	20	17	12	29	13	224	286	(62)	19	24
Clincher Conference Requested	161	149	132	141	137	130	117	154	172	136	135	145	1,709	1,634	75	142	136
Informal Conference Requested	334	472	418	391	322	288	405	349	387	330	307	396	4,399	4,623	(224)	367	385
Informal Conference Conducted	243	236	325	286	164	294	194	205	253	280	237	255	2,972	3,028	(66)	248	253
Regulatory Mediations	49	62	44	73	47	48	49	41	79	68	58	57	675	783	(108)	56	65
Requested Mediations	50	40	38	39	41	37	35	38	44	45	46	56	509	412	97	42	34
Ordered Mediations	1	2	0	0	0	2	2	3	0	1	0	3	14	27	(13)	1	2
Mediation Resolved	47	56	46	57	37	58	32	61	70	52	57	58	631	645	(14)	53	54
Mediation Impasse	16	18	21	31	15	25	26	19	18	20	15	22	246	247	(1)	21	21
Mediation Held; Issues Pending	0	0	0	1	0	1	0	0	0	0	3	1	6	8	(2)	1	1
Claim Settled Prior to Mediation	13	14	14	12	9	16	17	4	12	11	13	16	151	196	(45)	13	16
Mediation Not Complete in 60 days	11	9	4	1	2	2	6	2	5	8	8	4	68	91	(23)	6	8

Informal Conf. Conducted

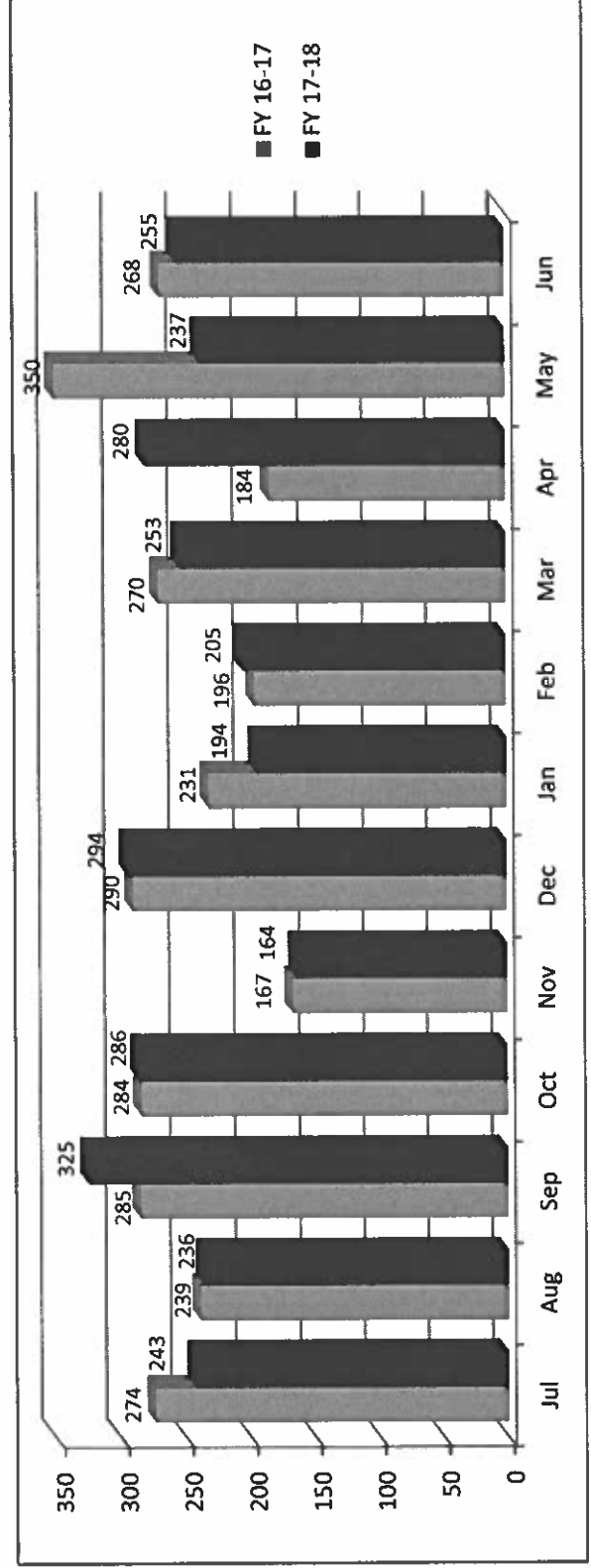
	FY 16-17	FY 17-18
Jul	274	243
Aug	239	236
Sep	285	325
Oct	284	286
Nov	167	164
Dec	290	294
Jan	231	194
Feb	196	205
Mar	270	253
Apr	184	280
May	350	237
Jun	268	255
Total	3038	2972

Y-T-D



FY 16-17 3038
FY 17-18 2972

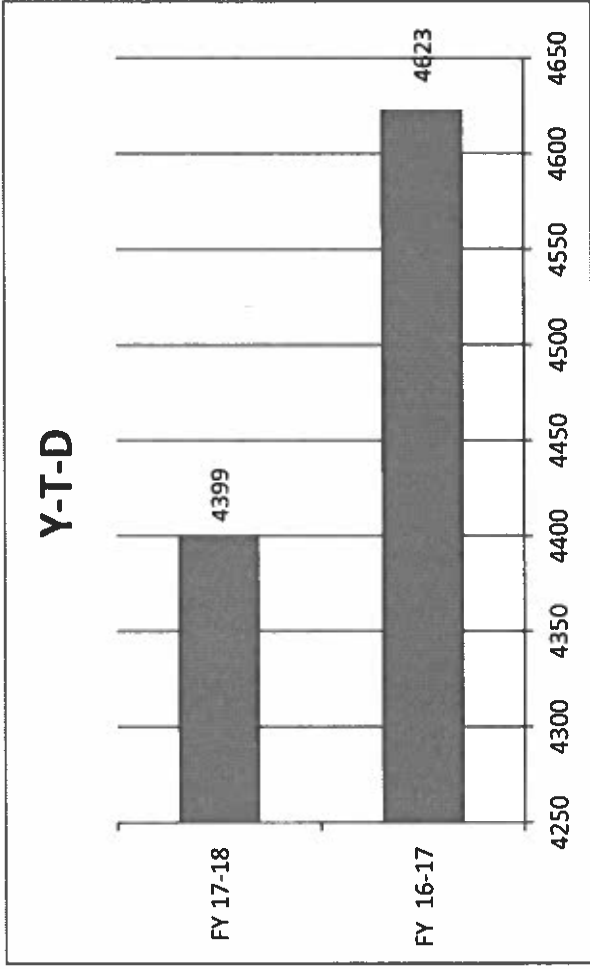
Y-T-D



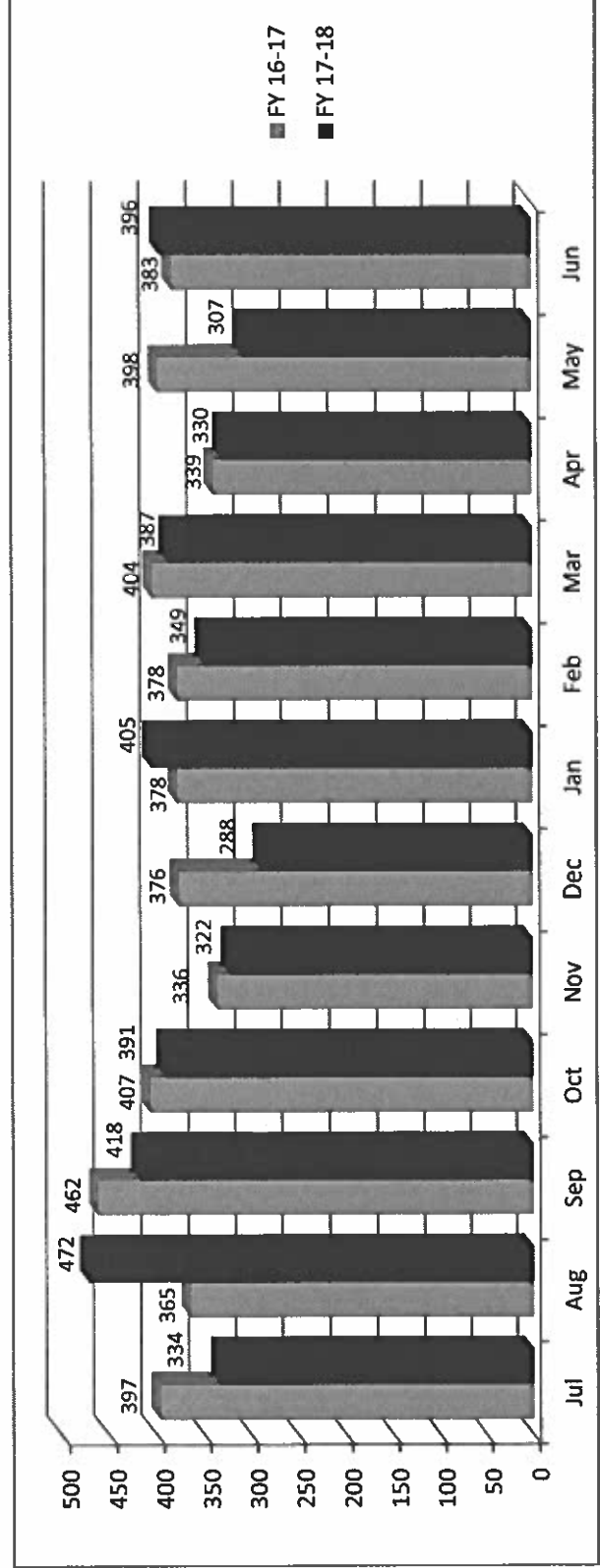
Informal Conf. Requested

	FY 16-17	FY 17-18
Jul	397	334
Aug	365	472
Sep	462	418
Oct	407	391
Nov	336	322
Dec	376	288
Jan	378	405
Feb	378	349
Mar	404	387
Apr	339	330
May	398	307
Jun	383	396
Total	4623	4399

Y-T-D



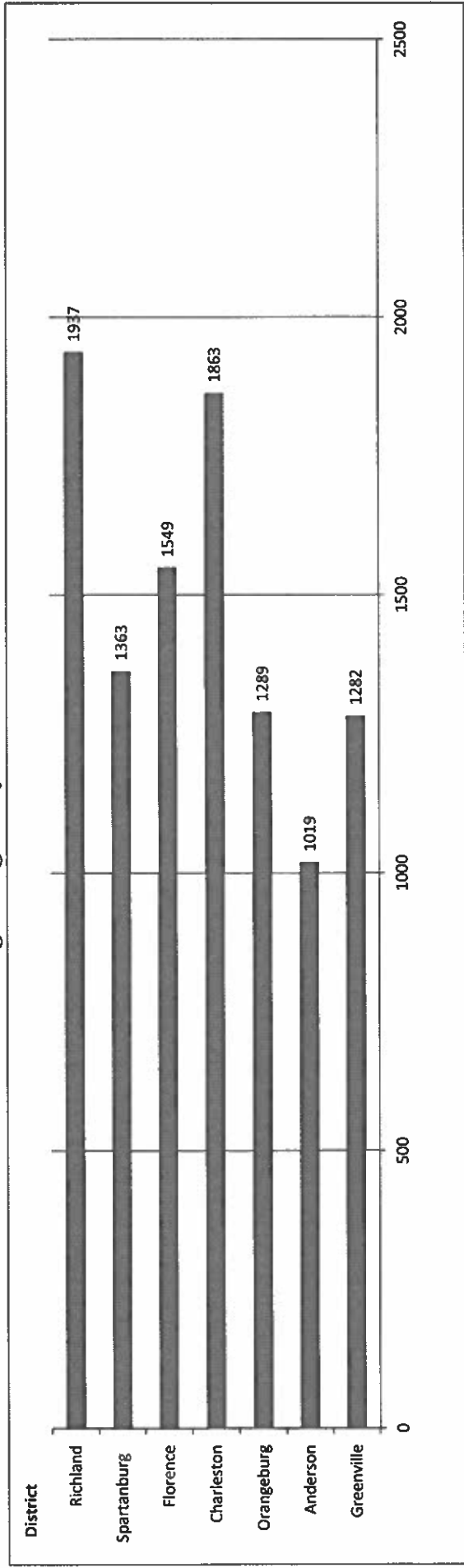
Y-T-D	FY 16-17	FY 17-18
	4623	4399



Pleadings Assigned - Three Year Comparison by Month

	District 1 Greenville			District 2 Anderson			District 3 Orangeburg			District 4 Charleston			District 5 Florence			District 6 Spartanburg			District 7 Richland		
	17-18	16-17	15-16	17-18	16-17	15-16	17-18	16-17	15-16	17-18	16-17	15-16	17-18	16-17	15-16	17-18	16-17	15-16	17-18	16-17	15-16
Jul	97	98	107	79	82	90	104	108	118	127	158	181	121	131	144	107	92	130	139	149	166
Aug	113	92	110	97	97	76	120	93	109	172	176	171	134	164	122	107	115	122	159	157	138
Sep	100	144	102	100	92	88	110	121	132	156	183	198	136	140	154	103	142	110	164	141	167
Oct	97	104	106	68	74	101	86	93	119	135	172	172	107	115	171	113	119	96	177	142	170
Nov	116	92	72	83	98	62	92	89	88	159	169	145	131	131	133	120	114	81	148	164	129
Dec	122	90	101	81	86	105	113	72	103	150	135	160	108	100	148	113	85	99	172	129	162
Jan	87	93	75	72	92	84	88	97	113	138	184	113	112	157	110	94	119	97	166	160	158
Feb	75	96	90	84	74	88	88	76	84	125	142	125	139	117	129	119	85	144	163	136	117
Mar	120	91	122	96	108	124	122	124	134	179	188	214	138	150	140	126	122	117	188	175	174
Apr	119	111	100	87	80	92	113	94	93	174	142	154	128	156	129	120	103	90	155	146	138
May	125	125	106	88	101	103	127	121	116	157	188	186	126	148	146	112	122	111	166	167	150
Jun	111	134	120	84	120	75	126	142	110	191	183	141	169	154	151	129	125	114	140	169	150
Totals	1282	1270	1211	1019	1104	1088	1289	1230	1319	1863	2020	1960	1549	1663	1677	1363	1343	1311	1937	1835	1819

Pleadings Assigned by District Year to Date





Vocational Rehabilitation

Let's go to work

July 2018 Workers Compensation Update

- 42 letters mailed
 - 5 responses from letters
 - 1 application taken
 - 2 emailed for appointment requests
 - 1 meeting – not appropriate for services
 - 1 not quite ready for services but interested
 - 9 letters returned
- 1 Referral from a law firm

Felicia W. Johnson, Interim Commissioner

The South Carolina Vocational Rehabilitation Department prepares and assists
eligible South Carolinians with disabilities to achieve and maintain competitive employment

Richland Area Office • 516 Percival Road • Columbia, South Carolina 29206 • scvrd.net
803-782-4239 (Office) • 866-206-5280 (Toll free) • 803-782-3573 (Fax) • richland@scvrd.net

State of South Carolina

1333 Main Street, 5th Floor
P.O. Box 1715
Columbia, S.C. 29202-1715



TEL: (803) 737-5700
www.wcc.sc.gov

Workers' Compensation Commission

Executive Director's Report Gary M. Cannon

July 19, 2018

Budget FY2018-19

The Commission's FY18-19 budget was approved by the General Assembly. We have not received the official budget documents, however, preliminary reports the following changes were approved. Proviso 74.2 (WCC: Retention of Filing Fees) increased the filing fee from \$25.00 to \$50.00. Based on the historical data of filing fees collected, we anticipate this will increase the total revenues from this source by approximately \$600,000. The General Fund portion of our budget will be funded at \$ 2,087,167 the same level for this year. The Earmarked Fund expenditure budget was approved at \$7,695,012 which includes an increase of \$600,000 for the IT Legacy Modernization Project.

Filing Fees

Staff will notify the stakeholders of the increase in filing fees by email and posting the notice on the Commission's website. Chairman Beck asked that the increase be effective August 1 in order to give the stakeholders time to prepare for the change.

Agency Administrative Policies

On May 17, 2018, Henry McMaster signed the South Carolina Pregnancy Accommodation Act. It requires that we notify employees of their right to be free of discrimination on the basis of pregnancy, childbirth or related medical conditions. DSHR has instructed the agencies to update these policies and distribute a notice to all employees of this change. A copy of the amended policies are attached.

Self-Insurance Tax Fund

The Commission collected \$5,205,353 Self-Insurance Taxes for FY2018. Pursuant to §42-5-190 we transferred \$2,359,447 to the General Fund. The transfer includes fifty percent of \$13,542 of the interest earned during the fiscal year.

Security Access Control System

The panic buttons and strobe lights are scheduled to be installed by July 19.

Office Construction

The offices have been completed. Staff is getting quotes on furniture from Prison Industries.

Meetings/Activities

The Executive Director participated in the following meetings/activities:

- June 13- Various meetings to handle personnel issues
- June 13- Judicial Conference Agenda Meeting
- June 14- Loretta Dykes and I met with Anaji Griffin and Kendra Hunt to discuss fiscal year reporting requirements
- June 14- Attended ICap Sprint Review Meeting
- June 15- Completed review and submitted articles for SCWCEA
- June 18- Attended Appellate Docket Review
- June 20 – Meeting with Executive Director of the SC Automobile Dealers Association
- June 25- Conference call with Chairman Beck regarding legal matter.
- June 26- Met with staff to discuss copy requests fees
- June 27 – Wayne Ducote and I met with Margaret Wallace, Executive Director of the SC Broadcasters Association with regards to participating in their Public Education Program
- July 9 – Participated in conference call with IT staff regarding the Statement of Work for the next phase of the IT Legacy Modernization Project.
- July 10 – With Alexa Stuart conducted final inspection of newly constructed offices
- July 11 – Judicial Conference Agenda review meeting

Constituent /Public Information Services

For the period June 13, 2018 July 10, 2018, the Executive Director's Office and the General Counsel's office had 256 contacts with various system constituents and stakeholders. The contacts included telephone communications; electronic and personal contacts with claimants or constituents, state agencies, federal agencies, attorneys, service providers, business partners; and letters with congressional offices.

Financial Transactions Activity

The Executive Director's office has assumed the direct responsibility for budget, financial and purchasing transactions. The Department of Administration continues to provide assistance with procurement services, accounting and budgetary support. The following activities occurred in the Executive Director's office for the period June 9, 2018 through July 11, 2018: approved and processed 8 travel expense reimbursement payment related activities, 47 invoices, and 22 deposits. Procurement and purchasing activities included the entries of 35 goods received.

SCWCC Stakeholder Electronic Distribution List

For the period June 13, 2018 through July 10, 2018, we added three (3) individuals to the distribution list. Due to the receipt of email delivery failures, a total of six (6) email addresses were deleted. A total of 766 individuals currently receive notifications from the Commission.

STATE OF SOUTH CAROLINA
WORKERS' COMPENSATION COMMISSION

Administrative Policies and Procedures

Subject: Equal Employment Opportunity		Revision Number: 1.0
Policy Number: 1.02	Date: July 10, 2018	Page 1 of 1

THE LANGUAGE USED IN THIS DOCUMENT DOES NOT CREATE AN EMPLOYMENT CONTRACT BETWEEN THE EMPLOYEE AND THE SOUTH CAROLINA WORKERS' COMPENSATION COMMISSION. THIS DOCUMENT DOES NOT CREATE ANY CONTRACTUAL RIGHTS OR ENTITLEMENTS. THE SOUTH CAROLINA WORKERS' COMPENSATION COMMISSION RESERVES THE RIGHT TO REVISE THE CONTENT OF THIS DOCUMENT, IN WHOLE OR IN PART, NO PROMISES OR ASSURANCES, WHETHER WRITTEN OR ORAL, WHICH ARE CONTRARY TO OR INCONSISTENT WITH THE TERMS OF THIS PARAGRAPH CREATE ANY CONTRACT OF EMPLOYMENT.

The South Carolina Workers' Compensation Commission provides affirmative action and equal opportunity in employment for all qualified persons regardless of race, color, sex, national origin, age, religion, physical disability, or on the basis of pregnancy, childbirth or related medical conditions.


Executive Director Date

STATE OF SOUTH CAROLINA
WORKERS' COMPENSATION COMMISSION

Administrative Policies and Procedures

Subject: Affirmative Action/Equal Employment Opportunity Policy		Revision Number: 2.0
Policy Number: 2.01	Date: July 10, 2018	Page 1 of 1


THE LANGUAGE USED IN THIS DOCUMENT DOES NOT CREATE AN EMPLOYMENT CONTRACT BETWEEN THE EMPLOYEE AND THE SOUTH CAROLINA WORKERS' COMPENSATION COMMISSION. THIS DOCUMENT DOES NOT CREATE ANY CONTRACTUAL RIGHTS OR ENTITLEMENTS. THE SOUTH CAROLINA WORKERS' COMPENSATION COMMISSION RESERVES THE RIGHT TO REVISE THE CONTENT OF THIS DOCUMENT, IN WHOLE OR IN PART. NO PROMISES OR ASSURANCES, WHETHER WRITTEN OR ORAL, WHICH ARE CONTRARY TO OR INCONSISTENT WITH THE TERMS OF THIS PARAGRAPH CREATE ANY CONTRACT OF EMPLOYMENT.

Affirmative Action Policy Statement

It is the policy of the South Carolina workers' Compensation Commission recruit, hire, train and promote employees without discrimination because of race, color, sex, national origin, age, religion, physical disability, or on the basis of pregnancy, childbirth or related medical conditions.. This policy applies to all levels and phases of personnel administration including, but not limited to recruiting, hiring, training, promotion, transfers, employee benefits, rates of pay selection for supervisory positions, layoff, recall of layoff and education, social or recreational programs of the Commission. It is the policy of the Commission to take affirmative action to remove the disparate effects of past discrimination, if any, because of race, color, sex, national origin, age, religion, physical disability, or on the basis of pregnancy, childbirth or related medical conditions.

The Commission has developed an affirmative action plan to facilitate the achievement of our goal of equal employment opportunity. The Executive Director and all Commission management personnel will be responsible for the implementation of our Affirmative Action Plan including development of specific goals and timetables. The Human Resources Director will have overall responsibility for administering and for reporting progress to the Executive Director.

The affirmative action plan will remain in effect until such goals are achieved, and we expect the full cooperation of all levels of management and employees within the Commission.


Executive Director Date 7/10/18

State of South Carolina

1333 Main Street, 5th Floor
P.O. Box 1715
Columbia, S.C. 29202-1715



TEL: (803) 737-5700
www.wcc.sc.gov

Workers' Compensation Commission

MEMORANDUM

TO: COMMISSIONERS

**FROM: Gary Cannon
Executive Director**

DATE: July 16, 2018

RE: FINANCIAL REPORT - Period ending June 30, 2018

Attached is the Budget vs. Actual Report for the General Fund and Earmarked Fund for the one month period ending June 30, 2018. The benchmark for this period is 100%.

The expenditures are on pages 1-10 of the "Budget vs. Actual Report FY 2018. The General Fund (10010000) total expenditure is 88% of budget. Details are on pages 1-2. The Earmarked Fund (38440000) total expenditure is 74% of budget. Details are on pages 3-10.

The total Commitments (Purchase Orders) total \$373,459 found on page 3 of 3 behind the Budget vs. Actual report.

As reflected on the Earmarked Fund Revenues page located behind the Commitments report, we have received 121 % of budgeted operating revenues and 98% of budgeted Self-Insurance Tax funds.

The Earmarked Fund Balance Sheet may be found behind the Revenues report. It reflects a Net Income of \$1,198,388 when comparing year-to-date Operating Revenues and Self-Insurance Tax receipts to the year-to-date Expenditures and Commitments for the stated period.

South Carolina Workers' Compensation Commission
Budget vs. Actual Report
FY 2018 As of 6/30/2018
100% of year elapsed

Fund 10010000 - GENERAL FUND

Administration

Commitment Item	Commitment Item Description	Current Budget	YTD Expenditures	% Used	Commitments	Remaining Balance
501015	DIRECTOR	102,129	102,129	100%		0
501058	CLASSIFIED POS	47,092	33,583	71%		13,509
5020077100	SERVICES- APP SUP				75,000	
5050041000	HR-IN ST-AUTO MILES		348			
	Total OTHER OPERATING:		348		75,000	-75,348
	Total Administration:	149,221	136,060	91%	75,000	-61,839

Inform. services

Commitment Item	Commitment Item Description	Current Budget	YTD Expenditures	% Used	Commitments	Remaining Balance
512001	OTHER OPERATING	220,104				
5230010000	PETTY CASH FD-EST/CH		13			
	Total OTHER OPERATING:	220,104	13	0%	0	220,091
	Total Inform. services:	220,104	13	0%	0	220,091

Claims

Commitment Item	Commitment Item Description	Current Budget	YTD Expenditures	% Used	Commitments	Remaining Balance
501058	CLASSIFIED POS	78,986	78,986	100%		0
501070	OTH PERS SVC	2,000	2,000	100%		0
	Total Claims:	80,986	80,986	100%		0

Commissioners

Commitment Item	Commitment Item Description	Current Budget	YTD Expenditures	% Used	Commitments	Remaining Balance
501026	CHAIRMAN	125,208	120,153	96%		5,055
501033	COMMISSIONER	725,972	725,972	100%		0
501058	CLASSIFIED POS	330,031	330,031	100%		0
501070	OTH PERS SVC	35,719	35,719	100%		0
	Total Commissioners:	1,216,930	1,211,875	100%	0	5,055

South Carolina Workers' Compensation Commission
Budget vs. Actual Report
FY 2018 As of 6/30/2018
100% of year elapsed

Fund 10010000 - GENERAL FUND

Insurance & Medical

Commitment Item	Commitment Item Description	Current Budget	YTD Expenditures	% Used	Commitments	Remaining Balance
501058	CLASSIFIED POS	27,875	27,875	100%		0
Total Insurance & Medical:		27,875	27,875	100%		0

Judicial

Commitment Item	Commitment Item Description	Current Budget	YTD Expenditures	% Used	Commitments	Remaining Balance
501058	CLASSIFIED POS	10,067				10,067
Total Judicial:		10,067				10,067

Employer Contributions

Commitment Item	Commitment Item Description	Current Budget	YTD Expenditures	% Used	Commitments	Remaining Balance
513000	EMPLOYER CONTRIB	527,087	498,266	95%		28,821
Total Employer Contributions:		527,087	498,266	95%		28,821
Total GENERAL FUND:		2,232,271	1,955,075	88%	75,000	202,196

South Carolina Workers' Compensation Commission
Budget vs. Actual Report
FY 2018 As of 6/30/2018
100% of year elapsed

Fund 38440000 - EARMARKED FUND

Administration

Commitment Item	Commitment Item Description	Current Budget	YTD Expenditures	% Used	Commitments	Remaining Balance
501058	CLASSIFIED POS	599,548	212,801	35%		386,747
501070	OTH PERS SVC	37,614	3,000	8%		34,614
512001	OTHER OPERATING	1,218,438				
5020010000	OFFICE EQUIP SERVICE		525			
5020030000	PRINT / BIND / ADV		5,351		3,992	
5020077100	SERVICES- APP SUP				-75,000	
5020077130	SERVICES- EUC		5,361			
5020080000	FREIGHT EXPRESS DELV		1,351		13	
5020090000	TELEPHONE & TELEGRPH		-202			
5020120000	CELLULAR PHONE SVCS		3,797		442	
5021020000	ATTORNEY FEES		-8,962			
5021329000	BUILDING RENOVATION				5,184	
5021410000	EDUC & TRNG-STATE		573			
5021469302	CARPENTRY (SERVICES)				150	
5021469311	HVAC MAINTENANCE		417			
5021479208	LOCKSMITH SERVICES				169	
5021490000	AUDIT ACCT FINANCE		126			
5021530000	CATERED MEALS		2,593			
5021540000	NON-IT OTHER PRO SRV		1,234		1,334	
5024990000	OTH CNT-NON-IT & REA		1,110			
5030010000	OFFICE SUPPLIES		12,568		1,073	
5030010002	OFF SUP - MIN OFF EQ		1,546			
5030010004	SUBSCRIPTIONS		4,920			
5030020000	COPY EQUIP SUPP		4,456			
5030067101	PRGM LIC - APP SUPP		27,495			
5030067170	EQUIP&SUPP- PRINT EU		3,801			
5030070000	POSTAGE		24,611		49,140	
5031010000	LAUNDRY SUPPLIES		490			
5031010001	FURNISHINGS		150			
5031029000	BLDG RENOVATION SUPP				5,424	
5031469309	PLUMBING SUPPLIES		199			
5031479203	JANITORIAL SUPPLIES		45			

South Carolina Workers' Compensation Commission
Budget vs. Actual Report
FY 2018 As of 6/30/2018
100% of year elapsed

Fund 38440000 - EARMARKED FUND

5032410000	MED/SCIENT/LAB SUPP		1,417			
5033090000	EMPLOYEE RECOG AWARD		1,469		551	
5033990000	OTHER SUPPLIES		5			
5040010000	RENT-OFFICE EQUIP		2,956			
5040027000	IT-RENT COPYNG EQUIP		856			
5040050000	NON IT-RENT-CONT REN		0			
5040057000	IT- RENTAL-CONT RENT		1,004		1,023	
5040060000	RENT-NON ST OWN PROP		418,049		239,449	
5040490000	RENT-OTHER		17,112		11,448	
5040510000	INSURANCE-STATE		100			
5041010000	DUES & MEMBER FEES		4,840			
5050010000	IN ST-MEALS-NON-REP		370			
5050020000	IN ST-LODGING		3,295			
5050031000	HR-IN ST-AIR TRANS		424			
5050040000	IN ST-AUTO MILEAGE		92			
5050041000	HR-IN ST-AUTO MILES		1,398			
5050070000	IN ST-REGISTR FEES		206			
5050510000	OUT ST-MEALS-NON-REP		96			
5050570000	OUT ST-REGISTR FEES		554			
5051520000	REPORTABLE MEALS		39			
5051540000	LEASED CAR-ST OWNED		45,080			
5060325000	Other Eq Acq (MA)		9,310		10,054	
Total OTHER OPERATING:		1,218,438	602,226	49%	254,447	361,768
Total Administration:		1,855,600	818,027	44%	254,447	783,126

South Carolina Workers' Compensation Commission
Budget vs. Actual Report
FY 2018 As of 6/30/2018
100% of year elapsed

Fund 38440000 - EARMARKED FUND

Executive director

Commitment Item	Commitment Item Description	Current Budget	YTD Expenditures	% Used	Commitments	Remaining Balance
501070	OTH PERS SVC		8,051			-8,051
512001	OTHER OPERATING	6,335				
5050010000	IN ST-MEALS-NON-REP		75			
5050020000	IN ST-LODGING		273			
5051520000	REPORTABLE MEALS		91			
	Total OTHER OPERATING:	6,335	439	7%	0	5,896
	Total Executive director:	6,335	8,490	134%	0	-2,155

General counsel

Commitment Item	Commitment Item Description	Current Budget	YTD Expenditures	% Used	Commitments	Remaining Balance
	Total General counsel:		0		0	0

Inform. services

Commitment Item	Commitment Item Description	Current Budget	YTD Expenditures	% Used	Commitments	Remaining Balance
501058	CLASSIFIED POS	87,850	242,825	276%		-154,975
501070	OTH PERS SVC		5,500			-5,500
512001	OTHER OPERATING	755,512				
5020040000	MICROFILM PROCESSING		71,928		13,647	
5020077100	SERVICES- APP SUP		169,515		30,809	
5020077110	SERVICES- DATA NET		250		3,240	
5020077170	SERVICES- PRINT EU		158			
5020077222	NCV- VOICENET				21,677	
5020077240	DP SERVICES - STATE		199,471			
5020080000	FREIGHT EXPRESS DELV		78		1	
5020090000	TELEPHONE & TELEGRPH		19,172		4,320	
5020120000	CELLULAR PHONE SVCS		4,246		495	
5021489316	SECURITY ALARM SRVC		17,855		2,468	
5030010000	OFFICE SUPPLIES		698		3,596	
5030010002	OFF SUP - MIN OFF EQ		740			
5030010003	OFF SUP&EQ-NON-IT PL		435			

**South Carolina Workers' Compensation Commission
 Budget vs. Actual Report
 FY 2018 As of 6/30/2018
 100% of year elapsed**

Fund 38440000 - EARMARKED FUND

5030020000	COPY EQUIP SUPP		1,223			
5030030000	PRINTED ITEMS		367			
5030067101	PRGM LIC - APP SUPP		15,495			
5030067130	EQUIP&SUPP- EUC		4,069			
5030067170	EQUIP&SUPP- PRINT EU		3,468		7,969	
5030087210	EQUIP&SUPP- STORAGE		92			
5030090000	COMMUNICATION SUPP		7,412		492	
5031010000	LAUNDRY SUPPLIES		532			
5040010000	RENT-OFFICE EQUIP		1,281			
5040027000	IT-RENT COPYNG EQUIP		1,067			
5040057000	IT- RENTAL-CONT RENT		1,927		4,691	
5041010000	DUES & MEMBER FEES		159			
5050010000	IN ST-MEALS-NON-REP		100			
5050020000	IN ST-LODGING		537			
5050041000	HR-IN ST-AUTO MILES		407			
5050060000	IN ST-MISC TR EXP		8			
5050510000	OUT ST-MEALS-NON-REP		137			
5050520000	OUT ST-LODGING		997			
5050541000	HR-OUT ST-AUTO MILES		245			
5050560000	OUT ST-MISC TR EXPEN		112			
5050570000	OUT ST-REGISTR FEES		300			
Total OTHER OPERATING:		755,512	524,479	69%	93,405	137,628
Total Inform. services:		843,362	772,804	92%	93,405	-22,847

**South Carolina Workers' Compensation Commission
 Budget vs. Actual Report
 FY 2018 As of 6/30/2018
 100% of year elapsed**

Fund 38440000 - EARMARKED FUND

Claims

Commitment Item	Commitment Item Description	Current Budget	YTD Expenditures	% Used	Commitments	Remaining Balance
501058	CLASSIFIED POS	280,850	257,966	92%		22,884
501070	OTH PERS SVC	5,500	5,500	100%		0
512001	OTHER OPERATING	19,700				
5020020000	COPYING EQUIP SVC		-463			
5020080000	FREIGHT EXPRESS DELV				86	
5020090000	TELEPHONE & TELEGRPH		-191			
5020120000	CELLULAR PHONE SVCS		650		76	
5030010000	OFFICE SUPPLIES		373		384	
5030070000	POSTAGE		2,458			
5033990000	OTHER SUPPLIES		5			
5040027000	IT-RENT COPYNG EQUIP		525			
5050010000	IN ST-MEALS-NON-REP		31			
5050020000	IN ST-LODGING		470			
5050041000	HR-IN ST-AUTO MILES		172			
	Total OTHER OPERATING:	19,700	4,030	20%	546	15,124
	Total Claims:	306,050	267,496	87%	546	38,008

South Carolina Workers' Compensation Commission
Budget vs. Actual Report
FY 2018 As of 6/30/2018
100% of year elapsed

Fund 38440000 - EARMARKED FUND

Commissioners

Commitment Item	Commitment Item Description	Current Budget	YTD Expenditures	% Used	Commitments	Remaining Balance
501050	TAXABLE SUBS	70,000	57,193	82%	0	12,807
512001	OTHER OPERATING	230,700				
5020077100	SERVICES- APP SUP		1,560			
5020080000	FREIGHT EXPRESS DELV		105		4	
5020090000	TELEPHONE & TELEGRPH		-257			
5020120000	CELLULAR PHONE SVCS		10,006		1,134	
5021010000	LEGAL SERVICES		117,476			
5021410000	EDUC & TRNG-STATE		225			
5021450002	MOTOR VEH REP -WRECK		200			
5021540000	NON-IT OTHER PRO SRV		220		1,706	
5021540001	PROF SRV-LANG INTER		150			
5030010000	OFFICE SUPPLIES		402		376	
5030020000	COPY EQUIP SUPP		81			
5030067130	EQUIP&SUPP- EUC		242			
5030070000	POSTAGE		1,849			
5033990000	OTHER SUPPLIES		5			
5040027000	IT-RENT COPYNG EQUIP		516			
5041010000	DUES & MEMBER FEES		420			
5050010000	IN ST-MEALS-NON-REP		358			
5050020000	IN ST-LODGING		2,267			
5050041000	HR-IN ST-AUTO MILES		23,869			
5050080000	IN ST-SUBSIST ALLOW		9,839			
5050510000	OUT ST-MEALS-NON-REP		96			
5050570000	OUT ST-REGISTR FEES		347			
5051520000	REPORTABLE MEALS		190			
	Total OTHER OPERATING:	230,700	169,966	74%	3,221	57,514
	Total Commissioners:	300,700	227,159	76%	3,221	70,321

South Carolina Workers' Compensation Commission
Budget vs. Actual Report
FY 2018 As of 6/30/2018
100% of year elapsed

Fund 38440000 - EARMARKED FUND

Information Services FY18

Commitment Item	Commitment Item Description	Current Budget	YTD Expenditures	% Used	Commitments	Remaining Balance
561000	Special Item	60,944	10,373	17%	19	50,552
Total Information Services FY18:		60,944	10,373	17%	19	50,552

Insurance & Medical

Commitment Item	Commitment Item Description	Current Budget	YTD Expenditures	% Used	Commitments	Remaining Balance
501058	CLASSIFIED POS	459,463	458,954	100%		509
501070	OTH PERS SVC	22,881	17,424	76%		5,457
512001	OTHER OPERATING	59,500				
5020080000	FREIGHT EXPRESS DELV		0		86	
5020090000	TELEPHONE & TELEGRPH		-201			
5020120000	CELLULAR PHONE SVCS		458		54	
5021540000	NON-IT OTHER PRO SRV	5,300	31,150		19,712	
5024990000	OTH CNT-NON-IT & REA		1,840			
5030010000	OFFICE SUPPLIES		1,418		373	
5030010004	SUBSCRIPTIONS		198			
5030070000	POSTAGE		1,535			
5033990000	OTHER SUPPLIES		15			
5040027000	IT-RENT COPYNG EQUIP		548			
5050010000	IN ST-MEALS-NON-REP		155			
5050020000	IN ST-LODGING		3,623			
5050041000	HR-IN ST-AUTO MILES		1,192			
5050070000	IN ST-REGISTR FEES		1,397			
5051520000	REPORTABLE MEALS		13			
Total OTHER OPERATING:		64,800	43,341	67%	20,224	1,235
Total Insurance & Medical:		547,144	519,719	95%	20,224	7,201

**South Carolina Workers' Compensation Commission
Budget vs. Actual Report
FY 2018 As of 6/30/2018
100% of year elapsed**

Fund 38440000 - EARMARKED FUND

Judicial

Commitment Item	Commitment Item Description	Current Budget	YTD Expenditures	% Used	Commitments	Remaining Balance
501058	CLASSIFIED POS	413,108	413,108	100%		0
501070	OTH PERS SVC	52,005	52,005	100%		0
512001	OTHER OPERATING	12,800				
5020010000	OFFICE EQUIP SERVICE		1,019		1,053	
5020080000	FREIGHT EXPRESS DELV				86	
5020090000	TELEPHONE & TELEGRPH		-120			
5020120000	CELLULAR PHONE SVCS		642		75	
5021010000	LEGAL SERVICES		3,450			
5021540000	NON-IT OTHER PRO SRV		210			
5030010000	OFFICE SUPPLIES		544		384	
5030070000	POSTAGE		2,085			
5040027000	IT-RENT COPYNG EQUIP		549			
5050010000	IN ST-MEALS-NON-REP		294			
5050020000	IN ST-LODGING		884			
5050040000	IN ST-AUTO MILEAGE		74			
5050080000	IN ST-SUBSIST ALLOW		208			
5051520000	REPORTABLE MEALS		709			
	Total OTHER OPERATING	12,800	10,547	82%	1,598	655
	Total Judicial:	477,912	475,659	100%	1,598	655

Employer Contributions

Commitment Item	Commitment Item Description	Current Budget	YTD Expenditures	% Used	Commitments	Remaining Balance
513000	EMPLOYER CONTRIB	670,741	670,741	100%	0	0
	Total Employer Contributions:	670,741	670,741	100%	0	0
	Total EARMARKED FUND:	5,068,789	3,770,469	74%	373,459	924,862

**South Carolina Workers' Compensation Commission
Commitments
FY 2018 As of 6/30/2018**

Fund 10010000 - GENERAL FUND

Administration

Commitment Item	Commitment Item Description	Vendor	Commitment
5020077100	SERVICES- APP SUP	Not assigned	75,000
Total Administration:			75,000
Total GENERAL FUND:			75,000

Fund 38440000 - EARMARKED FUND

Administration

Commitment Item	Commitment Item Description	Vendor	Commitment
5020030000	PRINT / BIND / ADV	PINE PRESS PRINTING	3,992
5020077100	SERVICES- APP SUP	Not assigned	-75,000
5020120000	CELLULAR PHONE SVCS	VERIZON WIRELESS	442
5021329000	BUILDING RENOVATION	SPRINGHILL CONSTRUCTION LLC	5,184
5021469302	CARPENTRY (SERVICES)	ALBANY ROAD - 1333 MAIN LLC	150
5021479208	LOCKSMITH SERVICES	ALBANY ROAD - 1333 MAIN LLC	169
5021540000	NON-IT OTHER PRO SRV	1-800-GOT-JUNK?	1,334
5030010000	OFFICE SUPPLIES	NEOPOST USA INC	1,073
5030070000	POSTAGE	NEOFUNDS BY NEOPOST	1,620
5030070000	POSTAGE	US POSTAL SERVICE	47,520
5031029000	BLDG RENOVATION SUPP	SPRINGHILL CONSTRUCTION LLC	5,424
5033090000	EMPLOYEE RECOG AWARD	LITTLE PIGS BARBECUE	551
5040057000	IT- RENTAL-CONT RENT	XEROX CORPORATION	1,023
5040060000	RENT-NON ST OWN PROP	ALBANY ROAD - 1333 MAIN LLC	239,449
5040490000	RENT-OTHER	PARKSIMPLE LLC	11,448
5060325000	Other Eq Acq (MA)	NEOPOST USA INC	10,054
Total Administration:			254,434

Inform. services

Commitment Item	Commitment Item Description	Vendor	Commitment
5020040000	MICROFILM PROCESSING	PALMETTO MICROFILM SYSTEMS INC	13,647

Any items with vendor "Not assigned" are pending financial adjustments. Any commitment on the Budget vs. Actual Report that is missing from this list is a travel commitment.

**South Carolina Workers' Compensation Commission
Commitments
FY 2018 As of 6/30/2018**

Fund 38440000 - EARMARKED FUND

5020077100	SERVICES- APP SUP	BIS DIGITAL, INC.	842
5020077100	SERVICES- APP SUP	TAPFIN PROCESS SOLUTIONS	29,966
5020077110	SERVICES- DATA NET	MCWATERS INC	3,240
5020077222	NCV- VOICENET	VERIZON WIRELESS	21,677
5020080000	FREIGHT EXPRESS DELV	FEDEX	1
5020120000	CELLULAR PHONE SVCS	VERIZON WIRELESS	495
5021469316	SECURITY ALARM SRVC	SONITROL SECURITY SYSTEMS	2,468
5030010000	OFFICE SUPPLIES	FORMS & SUPPLY INC	426
5030010000	OFFICE SUPPLIES	STAPLES BUSINESS ADVANTAGE	3,170
5030067170	EQUIP&SUPP- PRINT EU	FORMS & SUPPLY INC	7,263
5030067170	EQUIP&SUPP- PRINT EU	XEROX	706
5030090000	COMMUNICATION SUPP	VERIZON WIRELESS	492
5040057000	IT- RENTAL-CONT RENT	XEROX	2,844
5040057000	IT- RENTAL-CONT RENT	XEROX CORPORATION	1,847
Total Inform. services:			89,085

Claims

Commitment Item	Commitment Item Description	Vendor	Commitment
5020080000	FREIGHT EXPRESS DELV	FEDEX	86
5020120000	CELLULAR PHONE SVCS	VERIZON WIRELESS	76
5030010000	OFFICE SUPPLIES	FORMS & SUPPLY INC	384
Total Claims:			546

Commissioners

Commitment Item	Commitment Item Description	Vendor	Commitment
5020120000	CELLULAR PHONE SVCS	VERIZON WIRELESS	1,134
5021540000	NON-IT OTHER PRO SRV	NICHOLAS ANTONIO GUNTER	756
5021540000	NON-IT OTHER PRO SRV	RICHLAND COUNTY SHERIFFS DEPT	950
5030010000	OFFICE SUPPLIES	FORMS & SUPPLY INC	376
Total Commissioners:			3,217

Information Services FY18

Any items with vendor "Not assigned" are pending financial adjustments. Any commitment on the Budget vs. Actual Report that is missing from this list is a travel commitment.

**South Carolina Workers' Compensation Commission
Commitments
FY 2018 As of 6/30/2018**

Fund 38440000 - EARMARKED FUND

Commitment Item	Commitment Item Description	Vendor	Commitment
5030067130	EQUIP&SUPP- EUC	HP INC	19
Total Information Services FY18:			19

Insurance & Medical

Commitment Item	Commitment Item Description	Vendor	Commitment
5020080000	FREIGHT EXPRESS DELV	FEDEX	86
5020120000	CELLULAR PHONE SVCS	VERIZON WIRELESS	54
5021540000	NON-IT OTHER PRO SRV	A WOMANS TOUCH LLC	497
5021540000	NON-IT OTHER PRO SRV	BNG PROCESS SERVICE	2,106
5021540000	NON-IT OTHER PRO SRV	J & J INVESTIGATIONS LLC	1,458
5021540000	NON-IT OTHER PRO SRV	MILLIGAN & ASSOCIATES	154
5021540000	NON-IT OTHER PRO SRV	NTHRIVE INC	11,880
5021540000	NON-IT OTHER PRO SRV	TPT INVESTIGATIONS LLC	480
5021540000	NON-IT OTHER PRO SRV	UPSTATE LEGAL SUPPORT SERVICES L	2,862
5021540000	NON-IT OTHER PRO SRV	WHITESSELL INVESTIGATIVE SERVICES	275
5030010000	OFFICE SUPPLIES	FORMS & SUPPLY INC	373
Total Insurance & Medical:			20,224

Judicial

Commitment Item	Commitment Item Description	Vendor	Commitment
5020010000	OFFICE EQUIP SERVICE	AMERICAN TIME DATA INC	1,053
5020080000	FREIGHT EXPRESS DELV	FEDEX	86
5020120000	CELLULAR PHONE SVCS	VERIZON WIRELESS	75
5030010000	OFFICE SUPPLIES	FORMS & SUPPLY INC	384
Total Judicial:			1,598

Total EARMARKED FUND: 373,459

Any items with vendor "Not assigned" are pending financial adjustments. Any commitment on the Budget vs. Actual Report that is missing from this list is a travel commitment.

Financial Report for June 2018
3844 Revenue Report

SC Workers' Compensation Commission Financial Report FY 2017-2018 Period Ending: June 30, 2018 Earmarked Fund Revenues				
			Benchmark	100%
Account	Acct No.	Budget	YTD Actual Received	% of Budget
Workers Comp Hearing Fee	4110090000	\$ 565,000	\$ 593,400	105%
Self Insurance App Fee	4160040000	\$ 26,577	\$ 6,975	26%
Violations and Penalties	4223030000	\$ 1,750,000	\$ 2,252,574	129%
Parking Fee	4350040000	\$ 6,060	\$ 5,460	90%
Workers Comp Award Review Fee	4350140000	\$ 36,575	\$ 35,500	97%
Training Conference Registration Fee	4380020000	\$ 3,500	\$ 6,337	181%
Sale of Goods	4480010000		\$ 1,134	
Sales of Photocopies	4380050000	\$ 67,500	\$ 75,600	112%
Sale of Services	4480020000		\$ 1,260	0%
Sale of Publication & Brochure	4480040000			0%
Sale of Listings Labels	4480060000	\$ 16,500	\$ 3,100	19%
Freedom of Information Act Refunds	4520020006		\$ 20	0%
Unclaimed Property	4511020000		\$ 540	0%
Returned Checks	4530010000		\$ (400)	0%
Adj To Agency Deposit	4530020000		\$ (50)	0%
Misc Revenue	4530030000		\$ 1,420	0%
Dep By Private Entities	4530070000			0%
				0%
Total Revenues		\$ 2,471,712	\$ 2,982,869	121%
Self Insurance Tax		\$ 2,400,467	\$ 2,359,447	98%
Total		\$ 4,872,179	\$ 5,342,316	110%

**SC Workers' Compensation Commission
BALANCE SHEET**

EARMARKED FUND

FY 2017-2018

Period Ending: June 30, 2018

	Budget	YTD	% of budget
Total Revenues	\$ 2,471,712	\$ 2,982,869	121%
Self-Insurance Tax	\$ 2,400,467	\$ 2,359,447	98%
Total Revenues	<u>\$ 4,872,179</u>	<u>\$ 5,342,316</u>	110%
Total Expenditures	<u>\$ 5,068,789</u>	<u>\$ 3,770,469</u>	74%
Total Commitments		<u>\$ 373,459</u>	
Net Income/Expenditures		<u><u>\$ 1,198,388</u></u>	