

A G E N D A

SOUTH CAROLINA WORKERS' COMPENSATION COMMISSION

1333 Main Street, 5th Floor
Columbia, South Carolina 29201

April 16, 2018 – 10:30 a.m.

Commission Hearing Room A

This meeting agenda was posted prior to the meeting and proper advance notice was made to all concerned parties in compliance with requirements in the Freedom of Information Act.

- | | |
|---|---|
| 1. CALL TO ORDER | <i>CHAIRMAN BECK</i> |
| 2. APPROVAL OF AGENDA OF BUSINESS MEETING
OF APRIL 16, 2018 | <i>CHAIRMAN BECK</i> |
| 3. APPROVAL OF MINUTES OF THE BUSINESS MEETING
OF MARCH 19, 2018 (Tab 1) | <i>CHAIRMAN BECK</i> |
| 4. GENERAL ANNOUNCEMENTS | <i>MR. CANNON</i> |
| 5. APPLICATIONS FOR APPROVAL TO SELF-INSURE (Tab 2) | <i>MR. BERTHELETTE</i> |
| 6. DEPARTMENT DIRECTORS' REPORTS
Human Resources (Tab 3)
Information Services (Tab 4)
Insurance and Medical Services (Tab 5)
Claims (Tab 6)
Judicial (Tab 7) | <i>MS. STUART
MS. SPRANG
MR. DUCOTE
MS. SPANN
MS. BRACY</i> |
| 7. Vocational Rehabilitation (Tab 8) | <i>MS. DRAWDY</i> |
| 8. EXECUTIVE DIRECTOR'S REPORT (Tab9)
Administration – Financial Report (Tab 10) | <i>MR. CANNON
Mr. Cannon</i> |
| 9. OLD BUSINESS | <i>CHAIRMAN BECK</i> |
| 10. NEW BUSINESS | <i>CHAIRMAN BECK</i> |
| 11. ADJOURNMENT | <i>CHAIRMAN BECK</i> |

Table of Contents

1	Approval of Minutes of the Business Meeting of March 19, 2018
2	Self-Insurance
3	Human Resources
4	Information Services
5	Insurance and Medical Services
6	Claims
7	Judicial
8	Vocational Rehabilitation
9	Executive Director's Report
10	Financial Report

THE
SOUTH CAROLINA WORKERS' COMPENSATION COMMISSION
BUSINESS MEETING
March 19, 2018

A Business Meeting of the South Carolina Workers' Compensation Commission was held in Hearing Room A of the Workers' Compensation Commission on Monday, March 19, 2018 at 10:30 a.m. The meeting agenda was posted prior to the meeting and proper advance notice was made to all concerned parties in compliance with requirements in the Freedom of Information Act. The following Commissioners were present:

T. SCOTT BECK, CHAIRMAN
SUSAN S. BARDEN, VICE CHAIR
R. MICHAEL CAMPBELL, II, COMMISSIONER
MELODY L. JAMES, COMMISSIONER
GENE MCCASKILL, COMMISSIONER
AISHA TAYLOR, COMMISSIONER
AVERY B. WILKERSON, JR., COMMISSIONER

Present also were: Gary Cannon, Executive Director; Bryan Berthelette, Self-Insurance Director; Amy Bracy, Judicial Director; Keith Roberts, General Counsel; Wayne Ducote, Insurance & Medical Services Director; Loretta Dykes, Financial Technician; Kim Falls, Business Analyst; Sonji Spann, Claims Director; Sandee Sprang, IT Director; and Alexa Stuart, HR Manager. Bonnie Anzelmo, Injured Workers' Advocates, Ivey Drawdy, Vocational Rehabilitation were also present.

Chairman Beck called the meeting to order at 11:44 a.m.

AGENDA

Commissioner Barden moved that the agenda be approved. Commissioner McCaskill seconded the motion, and the motion was approved.

APPROVAL OF MINUTES – BUSINESS MEETING OF FEBRUARY 20, 2018

Commissioner Barden moved that the minutes of the Business Meeting of February 20, 2018, be approved. Commissioner Taylor seconded the motion, and the motion was approved.

GENERAL ANNOUNCEMENTS

There were no general announcements.

APPLICATIONS FOR APPROVAL TO SELF-INSURE

Self-insurance applications were presented by Bryan Berthelette, Self-Insurance Director. **Eighteen (18)** prospective members of **three (3)** funds were presented to the Commission for approval. The applications were:

Palmetto Timber Fund

Carter Land & Timber, LLC
Outlaw Forestry Products, LLC

South Carolina Home Builders SIF

Artis Construction, LLC
Billings Irrigation and Landscaping, Inc.
Coponen Construction, LLC
Crew Plumbing Heating & Air LLC
J. Clark Construction, LLC
Landscape, LLC
Lindler Construction Co. Inc. dba Homeowners Services
M & C Masonry LLC
MLT, Inc.
Penny Nivens dba Dependable Drywall of the Upstate
PNP Construction
RAS Contracting LLC
Rhodes & Thompson Cleaning Services, Inc.
Southern Construct, LLC
Trent Johnson Construction Co. LLC

McDonald's Self Insurance Trust

Ice Age Management, Inc. dba McDonald's Restaurants

After examination of the applications, it was determined that each complied with the Commission's requirements and each was recommended for approval. Commissioner Wilkerson made the motion to approve the applications to self-insure, and Commissioner Barden seconded the motion. The motion was unanimously approved.

DEPARTMENT DIRECTORS' REPORTS

The Department Directors presented their reports which were also submitted to the Commission in written form.

Human Resources

Alexa Stuart presented the Human Resources report. Ms. Stuart pointed out the following highlights from the report:

- In February, there were no new hires or separations.
- There were 15 transactions for benefits, 12 SCEIS time transaction issues and 12 Payroll related inquiries.
- Ms. Stuart approved 11 travel reports, handled 7 building issues with CBRE and 8 parking related issue.
- Ms. Stuart attended several meeting related to the PO and procurement process.
- Ms. Stuart also met with each director on various employee performance related issues and time related issues. Discussed ways to make improvements.

Information Technology Department

Sandee Sprang presented the Information Services Department's report. Ms. Sprang pointed out the following highlights from the report.

- EDI- There is an issue that is not reported, only because it happened after the reports were completed. EDI is down and the team worked through weekend, and the problems was fixed at the time of the meeting.
- Reporting and Standardization – Several requests for new reports, those requests have been completed. The new system should be able to accommodate these type of requests.
- System Support- Jason has been working some new projects, inventory and asset management.
- OnBase-the problems that have been reported, have been corrected as of Friday, March 16, 2018.
- Contract Management and Procurement- Working to develop proper and complete procurement procedures with the Executive Director.
- Hardware Updates – New copiers were installed and operating well. The new iPhones have arrived; waiting on cases to deliver them. Next roll out with be scanners and iPads.
- System Virtualization- based on the Legacy Modernization project, we decommissioned 3 production servers and will see a reduction in our costs about \$200.00-\$300.00 a month.
- Legacy Modernization- Conducting project in what's called an agile project approach, which means there is a lot of new terminology. Meetings are held daily. Ms. Sprang states that there has been an overwhelming amount of participation and it has been amazing, she is very excited that progress that has been made in 1 month.

Commissioner McCaskill said that he wanted to share that he was trying to work from home on the previous Sunday and could not get into the system. Ms. Sprang called DTO and requested assistance. DTO gave some push back about us needed into the system on a Sunday night. Commissioner McCaskill was extremely impressed with Ms. Sprang's instance on getting the problem solved.

Insurance and Medical Services Department

Wayne Ducote presented the Insurance and Medical Services Department's report. Mr. Ducote pointed out the following highlights from the report:

- In February, the Compliance Division compelled 32 employers to come into compliance with the Act. Year to date, the Compliance Division has compelled 171 employers to come into compliance with the Act. Approximately 1,590 previously uninsured workers are now properly covered.
- 24 Carrier Rule to Show Cause cases were docketed. 21 cases were resolved and \$15,568 was recovered.
- The Compliance Division collected \$101,314 in fines and penalties. Year to date, the Compliance Division has collected \$914,468 in fines.
- The Coverage Division received 1,883 claim files and collected \$15,200 in fine revenue.

- The Self- Insurance Division collected \$198,368 in self-insurance tax. Year to date, Self-Insurance tax revenue is trending at 111% of prior fiscal year.
- Mr. Ducote wanted to note that there was a coding error, in the tax from last month. The report said that there was \$466.00 it was actually, \$8,041 in taxes.
- As part of the Commission's vision develop an outreach program, for WCC stakeholders, Mr. Ducote's division reached out to Independent Insurance Agents & Brokers of South Carolina. A short article was written and it will be published in the IIABSC spring edition titled: "*Workers' Compensation Insurance, Know Your Market*".
- The SC Small Business Chamber already posted our article "*What Business owners need to know about Workers' Compensation Insurance*" on their website.
- Mr. Ducote acknowledged Emily Boggs hard work on putting the articles together and what an asset she is to his team.
- Mr. Ducote attended all pharmaceutical meeting with SC Pharmacy Meeting. They did not ask Mr. Ducote any questions.
- Mr. Ducote and Mr. Cannon will be attending 3 upcoming SCAGC meetings.

Commissioner Beck inquired as to the goal of attending the meetings and the outreach. Mr. Ductote indicated they are attempting to educate about compliance. There was discussion.

Claims Department

Sonji Spann presented the Claims Department's report. She reported the following for the month of February:

- Claims processed 15,259 items during the month of February.
- Claims closed 2,259 files a decrease of 127.
- Claims reviewed 3,216 files, a decrease of 634 from last month.
- Fine Revenue collected during the month of February was \$37,000, a decrease of \$1,600 in comparison to January 2018. When compared to the same period in FY 16/17, the department collected \$36,900 in fine revenue, an increase of \$100.00
- Claims Department assessed 324 fines, a decrease of 15 compared to January 2018. Of the fines assessed, 249 were for the Form 18.
- Received 2,109 Form 18s via SROI/EDI.
- Received 1,784 Form 18s via email.
- More 18s were received through email and EDI than previous year.
- Received 705 Form 18s via USPS.
- Received 697 Form 61s; approved 622 Form 61s.
- Received 12 Third Party Settlements and approved 2. Last year, claims received 24 and approved 20.

Examiners are cleaning up files. They are reviewing them to either issue a fine or close the file. They are also doing carrier reviews, and trying to resolve pending files. They have completed all of 2017, and now only 60 days out. Ms. Spann states that the word is getting out that the fines are coming, and the claims department is receiving calls to inquire on how to file the forms correctly so stakeholders are not issued fines.

Judicial Department

Amy Bracy presented the Judicial Department's report. Ms. Bracy reported the following for the month of February 2017:

Judicial Department

- 884 requests for Hearings
- 87 Motions
- 154 Clincher Conference requests sent to Jurisdictional Commissioners

Commissioners

- 73 Single Commissioner Hearings conducted
- 41 pre-hearing conferences held
- 10 Full Commission Hearings conducted
- 613 Orders served at single Commissioner level; 53 of those were Decision and Orders that resulted from hearings that went on record; 146 of those were Motion Orders ruled upon by Commissioners

Informal Conference

- 205 informal conferences conducted

Mediation

- 41 regulatory mediations scheduled
- 38 requested mediations
- 61 matters resolved in mediation with the receipt of Forms 70

Appeals to SC Court of Appeals (New Section)

- January, Judicial received 5 Notices of Intent to Appeal
- February, there was 1 Notice of Intent to Appeal

Ms. Bracy reported that on February 26, 2018, the stay was lifted from Guarantee Insurance Company. Pleadings that were filed prior to during the stay are now being sent to May/June Commission schedule.

Finally, Ms. Bracy discussed the venues. Mt. Pleasant has been added back to the list, it will be a conference room on the 3rd floor. Ms. Bracy is going to try to visit the site in the upcoming weeks. The site has a metal detector and x-ray machine. They are strict and do not allow knives, guns, etc., and do not have a way to secure them, so they will need to be left in your car. Ms. Bracy discussed location in Ninety-six. There was discussion about the location.

EXECUTIVE DIRECTOR'S REPORT

Gary Cannon, Executive Director, presented his report which was also submitted to the Commission in written form. He pointed out the following highlights from the report:

- Commission's FY 18-19 Budget Request was approved by the House Ways and Means Committee with no changes to the General Fund.
- The House Ways and Means did not approve the new Proviso requested the remainder of the Self-Insurance Tax funds collected by the Commission to be retained by WCC for The IT Legacy Modernization Project.
- On March 20, 2018, WCC will be meeting with the Senate Sub-Committee on the proviso.

ADMINISTRATION – FINANCIAL REPORT

Mr. Cannon reported the benchmark for period ending February 31, 2017 is 67%. The General Fund expenditure to date is 52%. The Earmarked Fund expenditure to date is 47%. The budgeted operating revenues received is 63% and the budgeted Self-Insurance Tax funds received is 52%. The Earmarked Fund Balance has a net income/expenditures of \$704,298.

OLD BUSINESS

Fee Schedule (Mr. Cannon)

In August 2017 the Commission approved the annual update the MSPM approving a Conversion Factor of \$50 and the use of the CMS 2017 CPT/HICPCS codes. At that time, the stakeholders recommended the MSPM be updated to utilize the most recent Relative Values established by the Center for Medicare and Medicaid Studies (CMS).

The Commission directed the consultants to calculate several Conversion Factors and their respective financial impact on the system using the 2018 Relative Values; claims medical data in terms of frequency and amount paid to the provider reported to NCCI for the calendar year 2016.

Commissioner Wilkerson moved for the commission to approve the conversion factor of \$50.00 and approve the CPT/HICPCS code approved by CMS for 2018 for the Commission's Medical Service manual, effective April 1, 2018. Commissioner Taylor seconded the motion and the motion was approved.

NEW BUSINESS

Department of Vocational Rehabilitation. Ivey Drawdy, counselor with DOVR will be on site at SC Worker's Compensation Commission, weekly. Ms. Drawdy briefly introduced herself and discussed a few of her goals. Ms. Drawdy goals include mainstreaming the communication, increase referrals and participation.

Commissioner Beck asked about some of the processes. There was discussion.

Commissioner Barden inquired about key cards, and Mr. Cannon stated that CBE has issues new cards, but we were not included since we are in the process of purchasing and installing our own security system.

ADJOURNMENT

Commissioner Barden made the motion to adjourn. Commissioner McCaskill seconded the motion, and the motion was approved.

The March 19, 2018, meeting of the South Carolina Workers' Compensation Commission adjourned at 11:23 a.m.

Reported March 27, 2018
Amy Proveaux
Office of the Executive Director

<p style="text-align: center;">SCWCC Human Resources Monthly Report March 2018</p>
--

STAFFING

In March, the Commission had 53 FTEs and 1 part-time contract employee and 1 part-time temporary employee and 2 part-time unpaid legal interns.

- **New Hires:** None
- **Separations:** None
- **Retirements:** None
- **Leaves:** One and she returned to work on March 12, 2018
- **Recruitment:** None

BENEFITS

- Performed 8 transactions related to benefits.
- Started preparations for two upcoming retirements. Carol Busbee is scheduled to retire on April 30th and Sallie Wider is scheduled to retire on June 30th.

EMPLOYEE RELATIONS

- Met with managers about various employee related issues.

MEETINGS

- Attended United Way Campaign Wrap Up Meeting.
- Completed helping the Department of Commerce staff with their HR initiative.

ADMINISTRATIVE

- Sent 12 "All Agency" emails out on various topics such as SCEIS, fire drill, benefits, discounts and other miscellaneous events.
- Performed 16 SCEIS time related transactions and 11 payroll related transactions.

FISCAL RESPONSIBILITIES

- Processed/approved 8 travel expense reports.

FACILITIES

- Notified CBRE of 8 new issues.
- Cleared two rooms to be used as offices for the representative from Voc. Rehab and one for the interns.
- Arranged for Corporate Concepts to break down cubicles and move into offices.

TRAINING

- Completed two on-line SCEIS training courses. The courses were SCEIS Reporting with Business Objects and Information Privacy Basics for State Employees.

State of South Carolina

1333 Main St, Suite 500
P.O. Box 1715
Columbia, S.C. 29202-1715



Tel: (803) 737-5700
Fax: (803) 737-1258
www.wcc.sc.gov

Workers' Compensation Commission

To: Gary Cannon
SCWCC Executive Director
From: Sandee Sprang, IT Director
Date: April 6, 2018
Subject: IT Department March 2018 Full Commission Report

This report summarizes the activities and accomplishments of departmental projects and initiatives for the IT department during March 2018.

I. Systems Operations, Maintenance and Support

EDI

The IT department continues support for EDI trading partners to research and resolve EDI transaction data and image processing errors. We also continue our work with the IAIABC EDI Claims Workgroup, reviewing and recommending standards changes. During March, EDI transactions froze and all processes aborted; Duane spent the majority of the March working on this issue.

Reporting and Standardization

The IT team furthered the new requirements for the data transmission and processing with DEW. We also generated several new statistical reports. We also completed the 6 month hearing status reports.

Systems Support

Jason worked with DTO to deploy new configuration files for OnBase. He is also working on a complete inventory and asset management manual.

OnBase

DTO inadvertently forgot to notify us of a major OnBase upgrade so the IT team has been scrambling to complete an Impact Assessment so we can determine if we can agree to proceed. Timing on this was less than good because the legacy modernization project schedule is very resource intensive.

Contract Management and Procurement

Sandee and Jason submitted the PO request forms for the new security system and several office supply vendors.

II. Projects, Enhancements and Development

Hardware Upgrades

The status of the hardware upgrade projects currently in process:

- Jason completed the majority of the phone replacements.
- We are working with OnBase and DTO to gather a list of compatible desktop scanners as we look to place a scanner on each AA's desk.

System Virtualization

In order to create an adequate development and test environment for the Legacy Modernization project, we replicated our Progress production environment.

Microfilm Conversion

The 5th group of cartridges is completed, and the last group has been sent to Palmetto Microfilm. We will begin developing a test plan for importing the images into OnBase; the estimated completion date of the project is June 2018.

Legacy Modernization

We have completed 3 Sprints and have developed stories and workflows for all claim related areas of the agency. We are now beginning to focus on modules which transcend all departments (security, contact management, global communication, data integration, finance, etc...). We have defined 17 Epics and refined the stories down to 354. We've had a total 36 Scrum meetings, 26 meetings with agency departments and continue to be very enthused by the participation from all staff.

Video Conference Hearings

We have another round of video conference hearings with PPP and DOC scheduled in April.

Trainings and Meetings

Kim received a waiver for the OnBase System Administration class and will enroll in the Workflow class in the near future.

Sandee continues work on a statewide HIPAA training program.

Sandee attended several budget meetings, a DIS security meeting and the monthly Agency Relationship Management meeting.

State of South Carolina



Workers' Compensation Commission

To: Mr. Gary Cannon
SCWCC Executive Director

From: Wayne Ducote, Jr.
IMS Director

Date: 11-Apr-18

Subj: Insurance and Medical Services Department
February 2018 Full Commission Report

Please find attached information provided to summarize the status and workflow of initiatives currently underway within the Insurance and Medical Services (IMS) Department.

In addition to the statistical data provided, please be advised of the following:

- | | |
|---------------------|---|
| Compliance Division | <ol style="list-style-type: none">1. Reviewing revenue metrics / projections.2. Working with staff to review workflow processes and additional training opportunities.3. Initiating outreach opportunities with stakeholders. |
| Coverage Division | <ol style="list-style-type: none">1. Working with staff to review workflow processes and explore opportunities to enhance service provision.2. Lapse in Coverage: 60 new registrants; 0 notifications sent. |
| Medical Services | <ol style="list-style-type: none">1. Working with Medical Bill Reviewers on certification renewals.2. 2018 Medical Services Provider Manual is now available via online purchase through Optum. |

While this summary is in no way all-inclusive, it may serve to assist you and our Commissioners in understanding the key initiatives underway in the IMS Department and provide measures by which the Department's effectiveness can be gauged. IMS welcomes any guidance that you and/or our Commissioners can provide concerning our performance and direction.

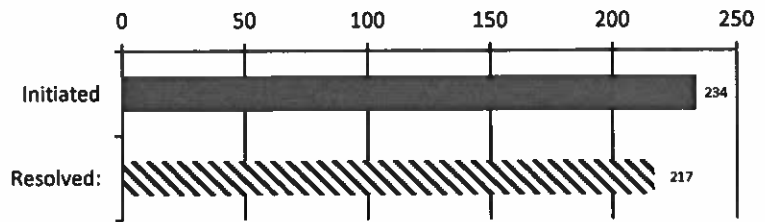
Employers Obtaining Coverage

The Compliance Division works with great diligence to help uninsured employers become compliant with the South Carolina Workers' Compensation Act. Year to date, the Compliance Division has compelled 171 employers in South Carolina to come into compliance with the Act. In so doing, approximately 1,590 previously uninsured workers are now properly covered.

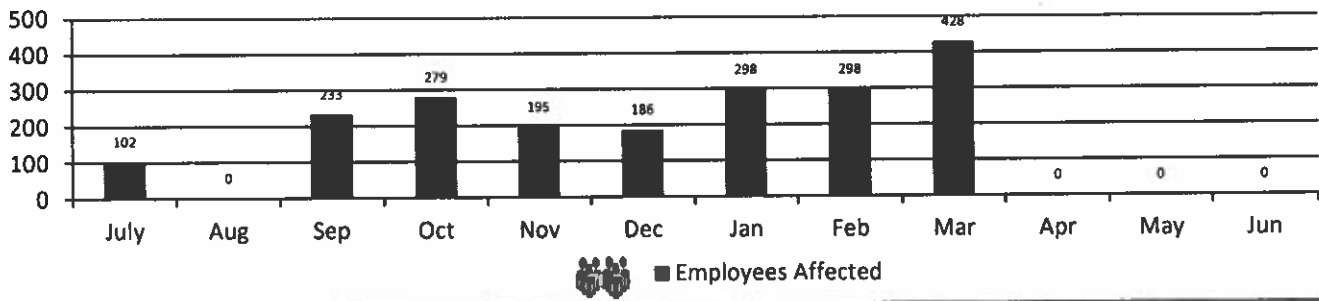
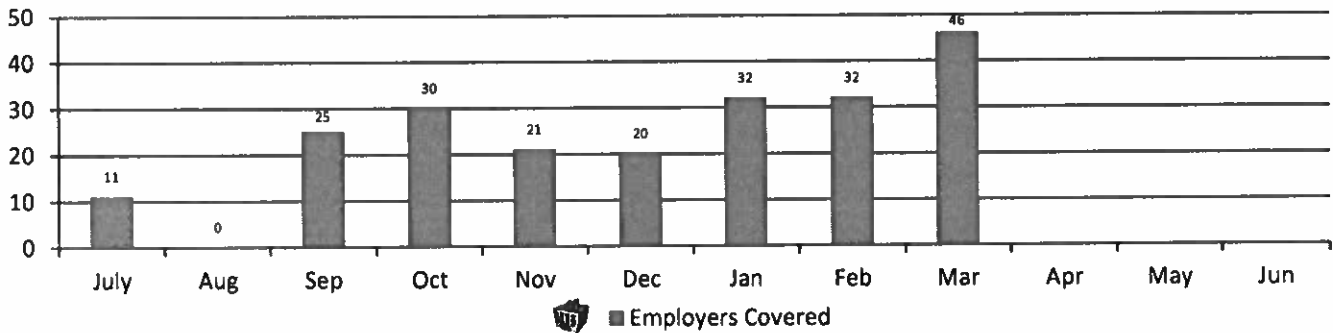
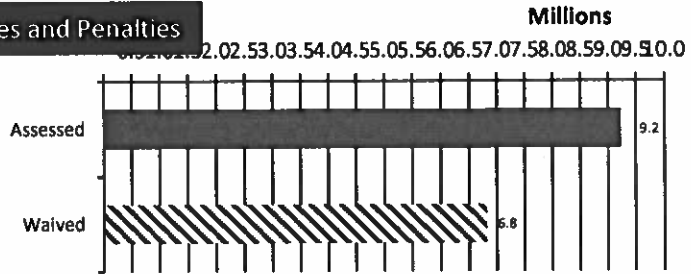
Penalties Waived

Although the Division has assessed \$9.2 m in fines, 74% of those fines (\$6.8 m) have been waived or rescinded as employers have either obtained insurance coverage or were found not to be subject to the Act.

RTSC Cases

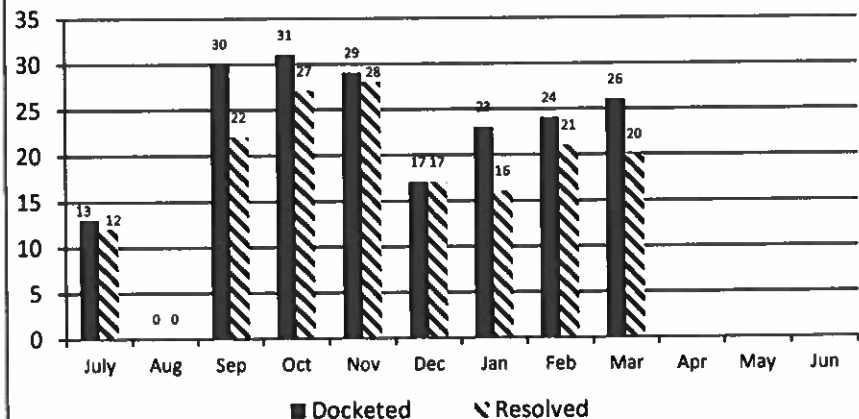


Fines and Penalties



Carrier Rule to Show Cause Hearings

The Compliance Division manages the Rule to Show Cause process involving the recovery of outstanding carrier fines and penalties. In the month of February 2018, 26 carrier RTSC cases were docketed; 20 cases were resolved and \$10,429 was recovered. Year to date, 193 carrier RTSC cases have been docketed, 163 cases have resolved and \$89,604 has been recovered.



Carryover Caseload:

The Compliance Division closed March 2018 with 417 cases active, compared to an active caseload of 159 at the close of March 2017.

Cases Resolved:

For the month of March 2018, Compliance Division staff closed-out 173 cases.

Compliance Fines:

In March 2018, the Compliance Division collected \$177,533 in fines and penalties. Year to Date, the Compliance Division has collected \$1,092,001 in fines.

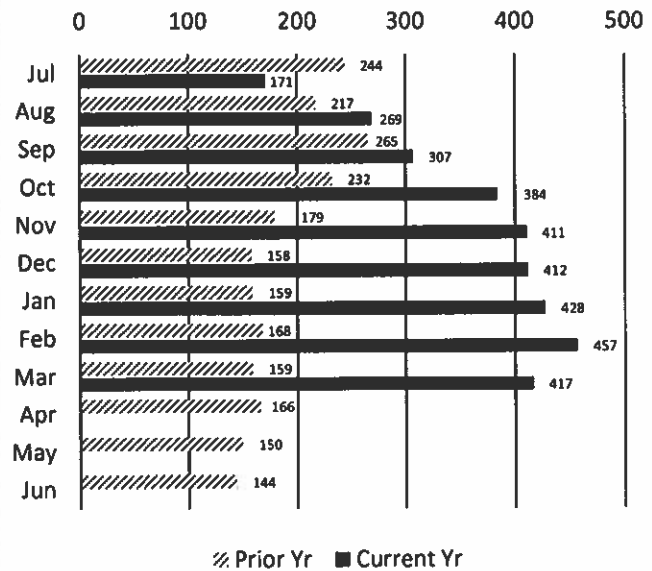
Year to Date vs Prior Year Total (\$382,199): 286%

March 2018 vs. March 2017: 391%

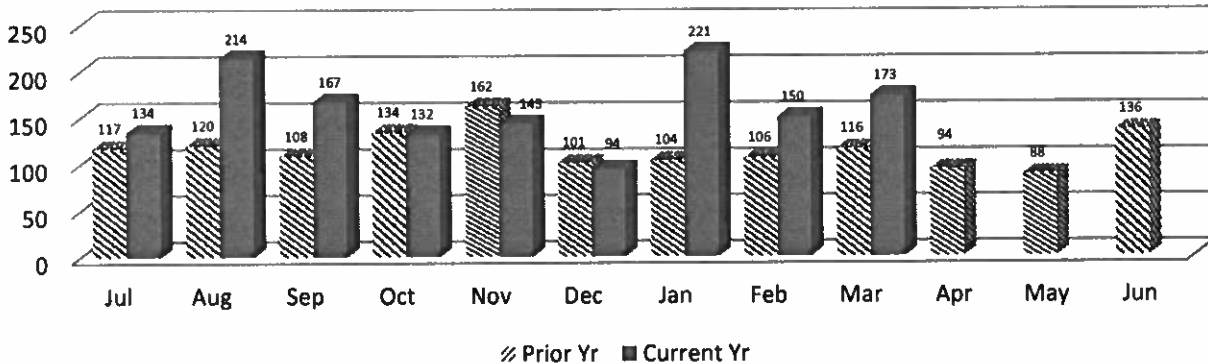
Current Year End trend is 381% of 2016-2017

YTD 2017-18 (July - March) vs YTD 2016-2017: 344%

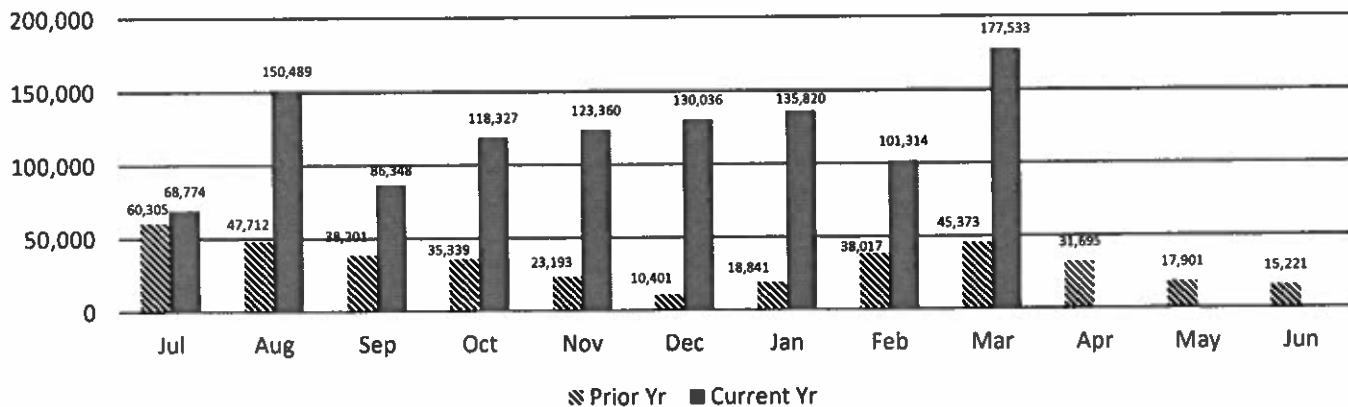
Caseload Pending v. Prior Year



Cases Resolved v. Prior Year

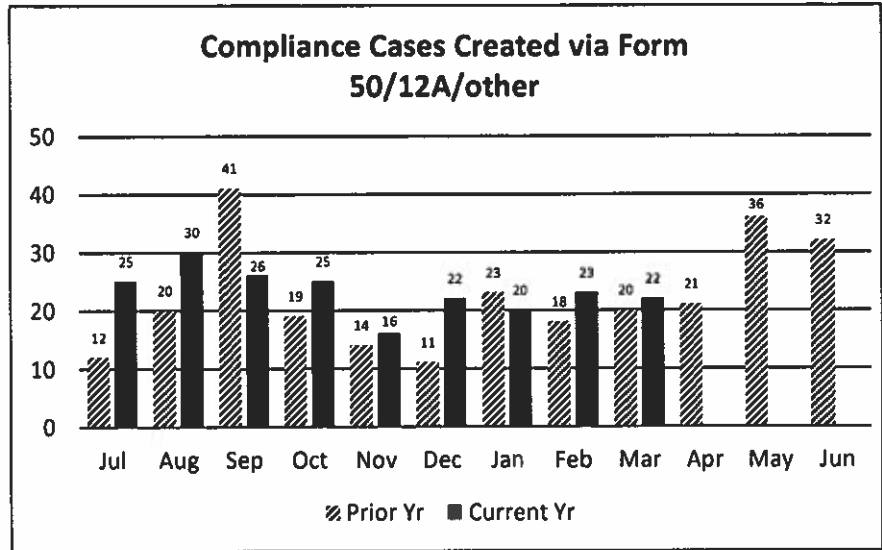


Compliance Fines Collected v. Prior Year



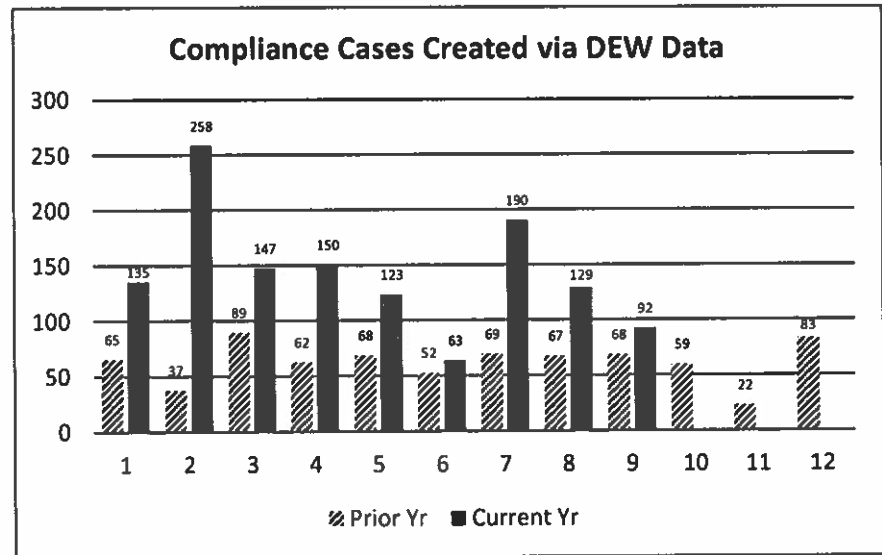
In March 2018, 22 compliance files were created from the combined filings of Form 50's, 12A's, and stakeholder reporting involving uninsured employers.

YTD vs. Prior Year total (267): 78%
 Mar 2018 to Mar 2017: 110%
 Current Yr End trend: 104% of 2016-2017
 YTD 2017-2018 v. YTD 2016-2017: 117%



In March 2018, 92 compliance files were created from the DEW data process.

YTD vs. Prior Year total (741): 174%
 Mar 2018 to Mar 2017: 135%
 Current Yr End trend: 232% of 2016-2017
 YTD 2017-2018 v. YTD 2016-2017: 223%

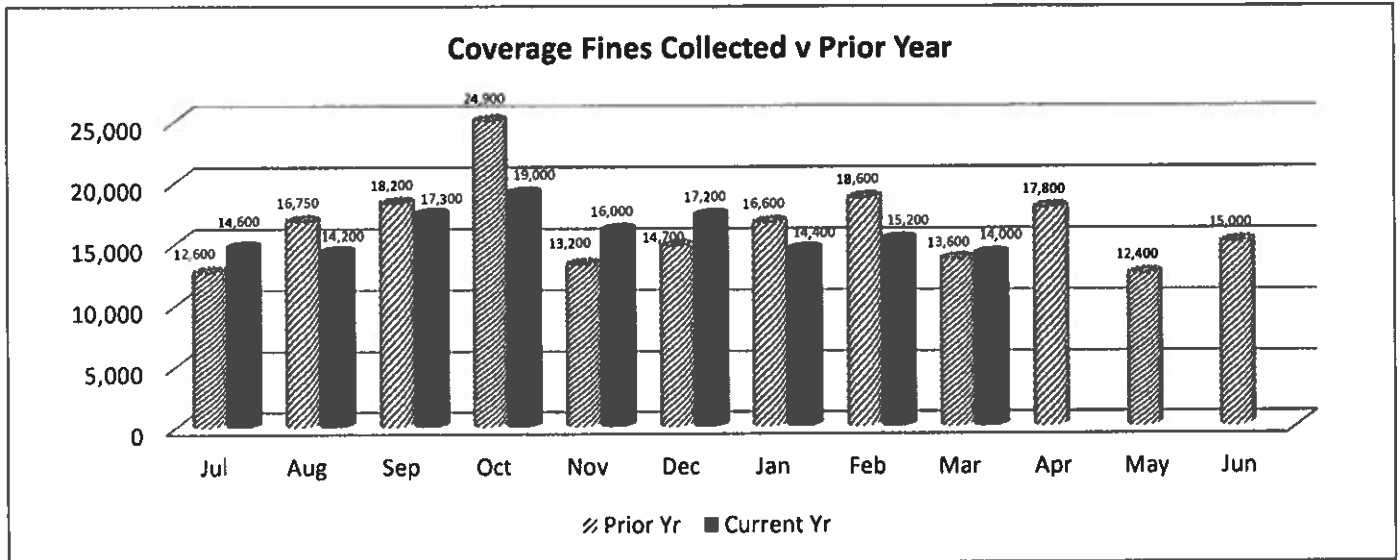



WCC Claim Files:

In March 2018, the Coverage Division received a total of 2,152 WCC Claim files. Of these, 1,789 were created through proper carrier filing of a 12A, and 363 were generated as a result of a Form 50 claim filing. Year to Date 18,228 Claim files have been created which is 75% of claim file volume prior year (24,350).

Coverage Fines:

The Coverage Division collected \$14,000 in fine revenue in March 2018, as compared to \$13,600 in Coverage fines/penalties accrued during March 2017. Year on Year, Coverage fines are at 73% of collections for prior year.



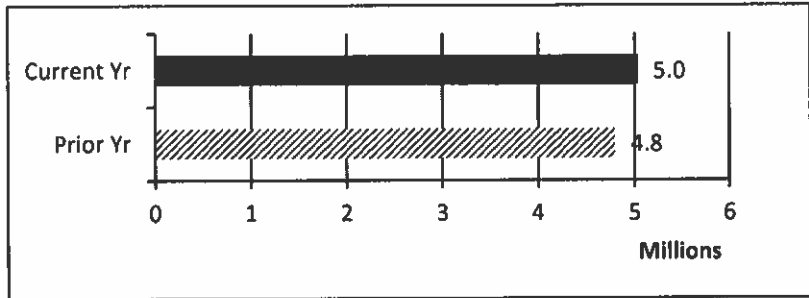
IMS SELF INSURANCE DIVISION

Mar 2018

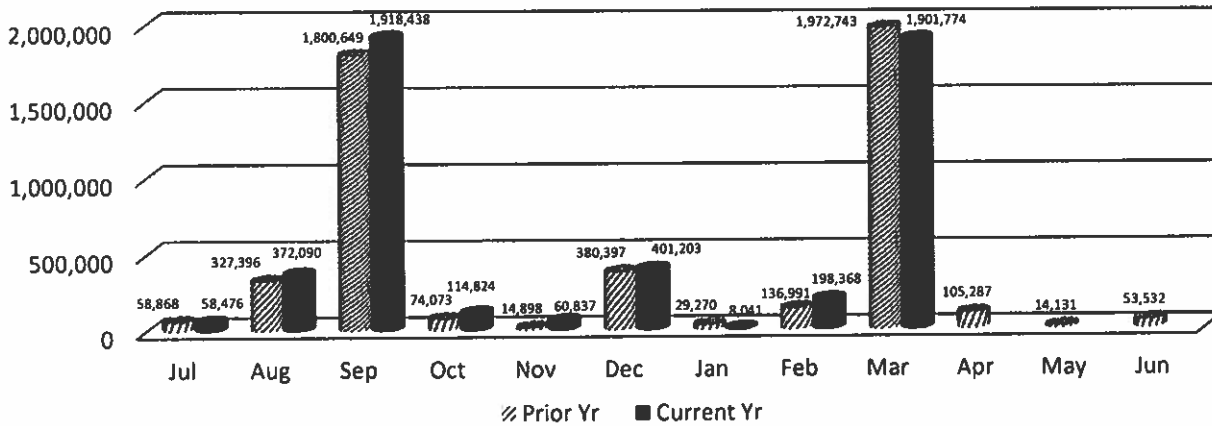
During the month of March 2018, the Self Insurance Division:

- * collected \$1,901,774 in self-insurance tax.
- * added 18 new self-insurers.
- * conducted 3 Self Insurance audits.

Year to Date, Self Insurance tax revenue is trending at 105% of prior year and 30 Self Insurance audits have been completed.



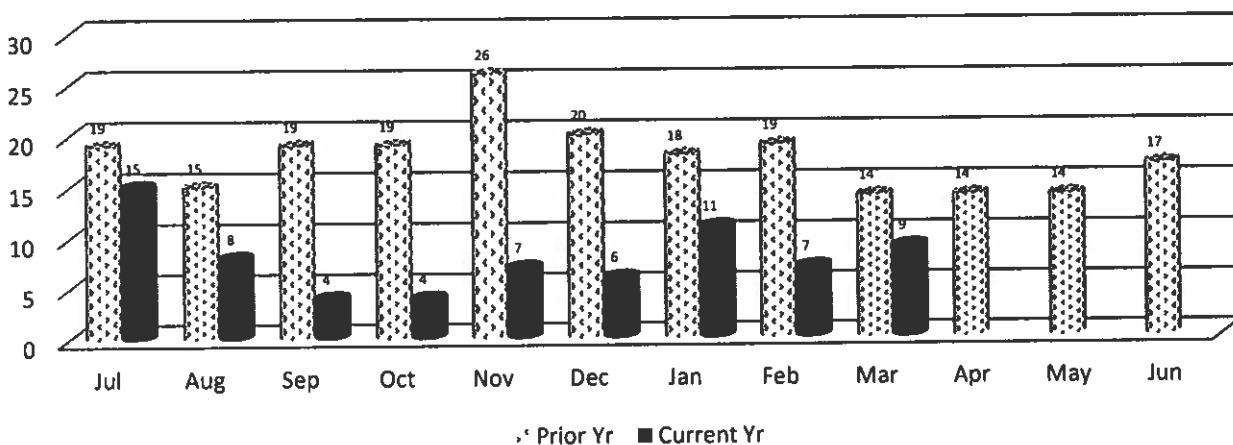
Self Insurance Tax Collections v. Prior Year



IMS MEDICAL SERVICES DIVISION

In March 2018, the Medical Services Division began the month with 7 bills pending review, received an additional 10 bills for review, conducted 8 bill reviews and ended the month with 9 bills pending.

Medical Bills Pending Review v. Prior Year



State of South Carolina

1333 Main Street, 5th Floor
P.O. Box 1715
Columbia, S.C. 29202-1715



TEL: (803) 737-5700
www.wcc.sc.gov

Workers' Compensation Commission

MEMORANDUM

To: Gary Cannon, Executive Director
From: Sonji Spann, Claims Director
Date: April 3, 2018
Re: Claims Department – April 2018 Full Commission Report

Attached is Claims Department activity for the period ending March 31, 2018. The format of the Claims Department report highlights the key workflow benchmarks and compare to same month last fiscal year.

During the month of March, Claims processed 17,127 items. This reflects a 12% increase in the number of items compared to the previous month. This includes 2,576 closed files and reviewed 4,355 files. When compared to the previous month, the number of Claims closed increased 317 and the number cases reviewed increased by 1,139. When compared to the same period in FY 16/17, the department closed 89 more cases and reviewed 1,797 more cases.

In our efforts to reduce the number of carriers' open files, we reviewed 1,754 open files of 21 carriers. This resulted in 187 cases being closed, assessing fines on 3 cases, and made 5 requests for additional information.

The Claims Department collected \$50,300 in fine revenue, an increase of \$4,650 compared to the previous month. When compared to the same period in FY 16/17, the department collected \$42,700 in fine revenue, an increase of \$7,600.

The Claims Department assessed 319 fines, a decrease of 5 compared to the previous month. Two-hundred fifty-four of the number of fines assessed were for the Form 18, an increase of 5 compared to the previous month. When compared to the same period in FY 16/17, the department assessed 290 fines of which 265 were for the Form 18.

The Claims Department encourages the stakeholders to submit the forms electronically and/or by email. During the month of February, the department received 1,477 Form 18s via SROI/EDI, 1,981 via email, and 714 via USPS. When compared to the same period in FY 16/17, the number of Form 18s submitted via SROI/EDI increased 241, or 19%; the number of Form 18s submitted via email decreased 211, or 11%, and the number of Form 18s mailed via USPS decreased 834, or 54%.

The Claims Department received 792 Form 61s and approved 772. When compared to the same period in FY 16/17, the department received 832 Form 61s, a decrease of 40, and approved 859, a decrease of 87. The department received 0 Third Party Settlements and approved 1. Compared to the same period in FY 16/17, the department received 38 Third Party Settlements and approved 41.

CLAIMS DEPARTMENT REPORT													
STATISTICS FOR FISCAL YEAR 2017-2018													
April 11, 2018													
	July	August	Sept	Oct	Nov	Dec	Jan	Feb	March	April	May	June	Total
I. Claims Services Division													
Forms 15-I	1,177	1,330	1,071	1,246	1,251	1,075	1,209	1200	1263				10,822
Forms 15-II/Forms 17	892	1,098	932	1,052	974	835	1,157	962	1032				8,934
Forms 16 for PP/Disf	217	242	314	269	161	278	203	210	268				2,162
Forms 18	4,479	4,768	4,486	4,850	4,432	4,094	4,667	4,840	4,467				41,083
Forms 20	747	828	707	759	673	599	696	716	777				6,502
Form 50 Claims Only	319	293	233	368	259	234	255	235	321				2,517
Form 61	739	798	653	796	791	750	754	697	792				6,770
Letters of Rep	139	145	129	221	189	182	189	155	210				1,559
Clinchers	685	959	821	838	807	795	816	665	977				7,363
Third Party Settlements	32	32	33	39	43	25	12	4	0				220
SSA Requests for Info	56	85	74	54	84	45	100	100	89				687
Cases Closed	2,126	2,457	2,292	2,482	2,314	2,143	2,386	2,259	2576				21,035
Cases Reviewed	2,517	2,821	3,317	4,767	3,277	2,838	3,850	3,216	4355				30,958
Total	14,125	15,856	15,062	17,741	15,255	13,893	16,294	15,259	17,127	0	0	0	140,612

CLAIMS DEPARTMENT REPORT													
STATISTICS FOR FISCAL YEAR 2017-2018													
April 11, 2018													
Fines per Form	July	August	Sept	Oct	Nov	Dec	Jan	Feb	March	April	May	June	Total
Assessed Form 15I	3	2	2	6	19	15	12	17	9	13			96
Assessed Form 15II	4	2	2	2	12	14	6	6	5	1			52
Assessed Form 15S	0	0	0	0	0	0	0	0	0	0			0
Assessed Form 17	0	2	2	10	18	13	8	12	8	7			78
Assessed Form 18	230	212	211	211	429	220	242	255	249	254			2302
Assessed Form 19	0	0	5	5	2	2	0	3	2	6			20
Assessed Denial Letter	2	0	2	2	2	4	2	3	3	5			23
Assessed Requests	0	4	4	23	65	57	37	43	48	33			310
Paid Form 15I	\$1,200	\$800	\$600	\$600	\$1,000	\$2,200	2400	\$2,000	\$1,200	\$2,600			\$ 14,000
Paid Form 15II	\$600	\$1,000	\$200	\$200	\$400	\$1,800	\$800	\$1,200	\$600	\$1,000			\$ 7,600
Paid Form 15S	\$0	\$0	\$0	\$0	\$0	\$0	\$0	\$0	\$0	\$0			\$ -
Paid Form 17	\$400	\$400	\$400	\$400	\$1,400	\$1,800	\$2,600	\$1,000	\$1,800	\$1,200			\$ 11,000
Paid Form 18	\$26,800	\$34,600	\$28,800	\$48,600	\$48,600	\$51,200	\$42,200	\$38,600	\$37,000	\$39,000			\$ 346,800
Paid Form 19	\$0	\$0	\$50	\$50	\$100	\$0	\$50	\$0.00	\$50	\$100			\$ -
Paid Denial Letter	\$400	\$400	\$400	\$400	\$400	\$400	\$400	\$400	\$400	\$400			\$ 3,600
Paid Request	\$600	\$600	\$400	\$400	\$3,800	\$7,400	\$4,400	\$4,400	\$4,600	\$6,000			\$ 34,000

CLAIMS DEPARTMENT REPORT													
STATISTICS FOR FISCAL YEAR 2017-2018													
April 11, 2018													
II. Total Fines Assessed by Claims Department													
	July	August	Sept	Oct	Nov	Dec	Jan	Feb	March	April	May	June	Total
# Assessed	239	222	259	547	325	307	339	324	319				2,881
# Rescinded	13	19	22	46	99	50	121	55	81				506
# Reduced	0	0	0	0	0	0	0	0	0				0
# Paid	176	189	155	280	324	274	238	229	253				2,118
# Outstanding*	176	314	375	582	477	446	396	446	431				3,643
Total Amt. Assessed	\$47,800	\$44,400	\$51,050	\$109,100	\$64,700	\$61,400	\$67,500	\$64,500	\$63,050				\$573,500
Total Amt. Rescinded	\$2,600	\$3,800	\$4,250	\$9,050	\$19,650	\$9,850	\$24,200	\$10,850	\$16,050				\$100,300
Total Amt. Reduced	\$0	\$0	\$0	\$0	\$0	\$0	\$0	\$0	\$0				\$0
Net Assessed			46,800	100,050	45,050	51,550	43,300	53,650	47,000	0	0	0	\$387,400
Total Amt. Paid	\$35,400	\$37,800	\$30,850	\$55,700	\$64,800	\$54,650	\$47,600	\$45,650	\$50,300				\$422,750
Total Outstanding*	\$35,200	\$62,800	\$74,700	\$116,100	\$94,950	\$89,050	\$78,750	\$88,750	\$85,450				

State of South Carolina

1333 Main Street
P.O. Box 1715
Columbia, S.C. 29202-1715



Tel: (803) 737-5700
Fax: (803) 737-5768
www.wcc.sc.gov

Workers' Compensation Commission

April 6, 2018

To: Gary M. Cannon
Executive Director

From: Amy A. Bracy
Judicial Director

RE: Monthly Judicial Report for March 2018

During the month of March, the Judicial Department processed one thousand sixty (1060) requests for hearings, one hundred sixty-five (165) Motions and one hundred seventy-two (172) clincher conference requests that were sent to the Jurisdictional Commissioners.

There were eighty-three (83) Single Commissioner Hearings conducted during the past month, thirty (30) pre-hearing conferences held and fourteen (14) Full Commission hearings held. A total of seven hundred twenty-two (722) Orders were served at the single Commissioner level, ninety-three (93) of those were Decision and Orders that resulted from hearings that went on the record and one hundred sixty (160) were Motion Orders that were a result of Motions ruled upon by Commissioners.

The Informal Conference system conducted two hundred fifty-three (253) hearings during the last month.

There were seventy-nine (79) regulatory mediations scheduled and forty-four (44) requested mediations. The Judicial Department was notified of seventy (70) matters resolved in mediation, with the receipt of Forms 70.

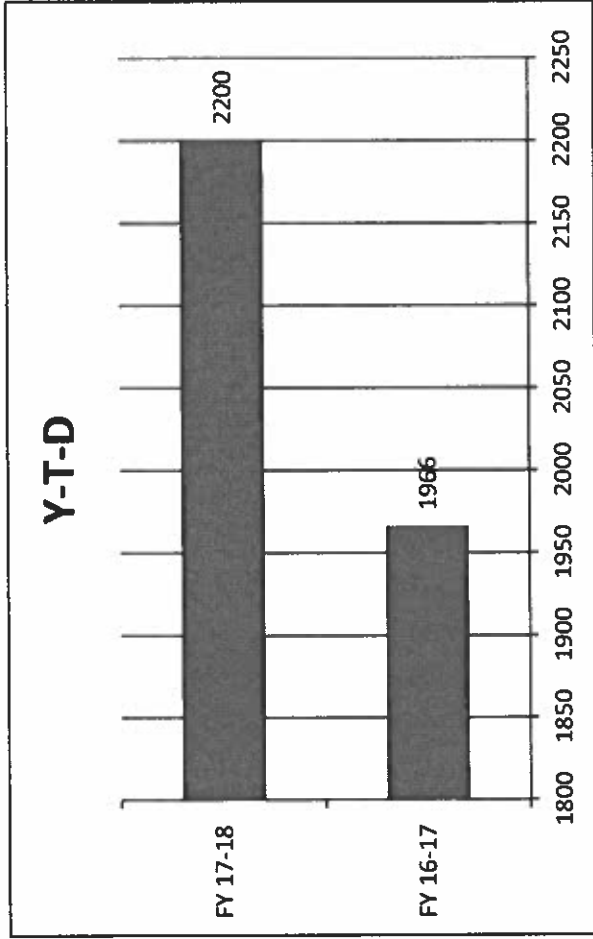
In the month of March, Judicial received four (4) Notices of Intent to Appeal to the Court of Appeals.

**Judicial Department Statistical Report
Statistics For Fiscal Year 2017-2018**

	July	August	Sept	Oct	Nov	Dec	Jan	Feb	March	April	May	June	Totals YTD 2017-2018	Totals YTD 2016-2017	YTD Diff + (-)	FY17-18 Mth Avg	FY16-17 Mth Avg
Claimant Pleadings	536	653	570	636	526	454	530	593	693				5,191	5,342	(151)	577	594
Defense Response to Pleadings	450	499	492	450	482	487	438	416	549				4,263	4,445	(182)	474	494
Defense Pleadings	316	320	256	315	288	255	291	291	367				2,699	2,700	(1)	300	300
Motions	114	108	121	140	108	137	167	87	165				1,147	1,074	73	127	119
Form 30	22	14	24	15	23	17	22	19	20				176	164	12	20	18
FC Hearings Held	16	11	18	10	15	9	15	10	14				118	100	18	13	11
FC Orders Served	11	12	20	14	16	18	12	10	23				136	135	1	15	15
Single Comm. Hearings Held	57	69	73	90	56	94	75	73	83				670	635	35	74	71
Single Comm. Orders Served	198	191	199	231	181	195	231	220	270				1,916	1,724	192	213	192
Single Comm. Pre-Hearing Conf Held	13	28	16	45	25	36	29	41	30				263	225	38	29	25
Consent Orders	235	276	270	255	265	230	357	349	435				2,672	2,564	108	297	285
Administrative Orders	16	23	18	14	16	21	25	20	17				170	220	(50)	19	24
Clincher Conference Requested	161	149	132	141	137	130	117	154	172				1,293	1,204	89	144	134
Informal Conference Requested	334	472	418	391	322	288	405	349	387				3,366	3,503	(137)	376	389
Informal Conference Conducted	243	236	325	286	164	294	194	205	253				2,200	2,236	(36)	244	248
Regulatory Mediations	49	62	44	73	47	48	49	41	79				492	601	(109)	55	67
Requested Mediations	50	40	38	39	41	37	35	38	44				362	273	89	40	30
Ordered Mediations	1	2	0	0	0	2	2	3	0				10	15	-5	1	2
Mediation Resolved	47	56	46	57	37	58	32	61	70				464	479	(15)	52	53
Mediation Impasse	16	18	21	31	15	25	26	19	18				189	153	36	21	17
Mediation Held; Issues Pending	0	0	0	1	0	1	0	0	0				2	7	(5)	0	1
Claim Settled Prior to Mediation	13	14	14	12	9	16	17	4	12				111	144	(33)	12	16
Mediation Not Complete in 60 days	11	9	4	4	1	2	6	8	5				48	65	(17)	5	7

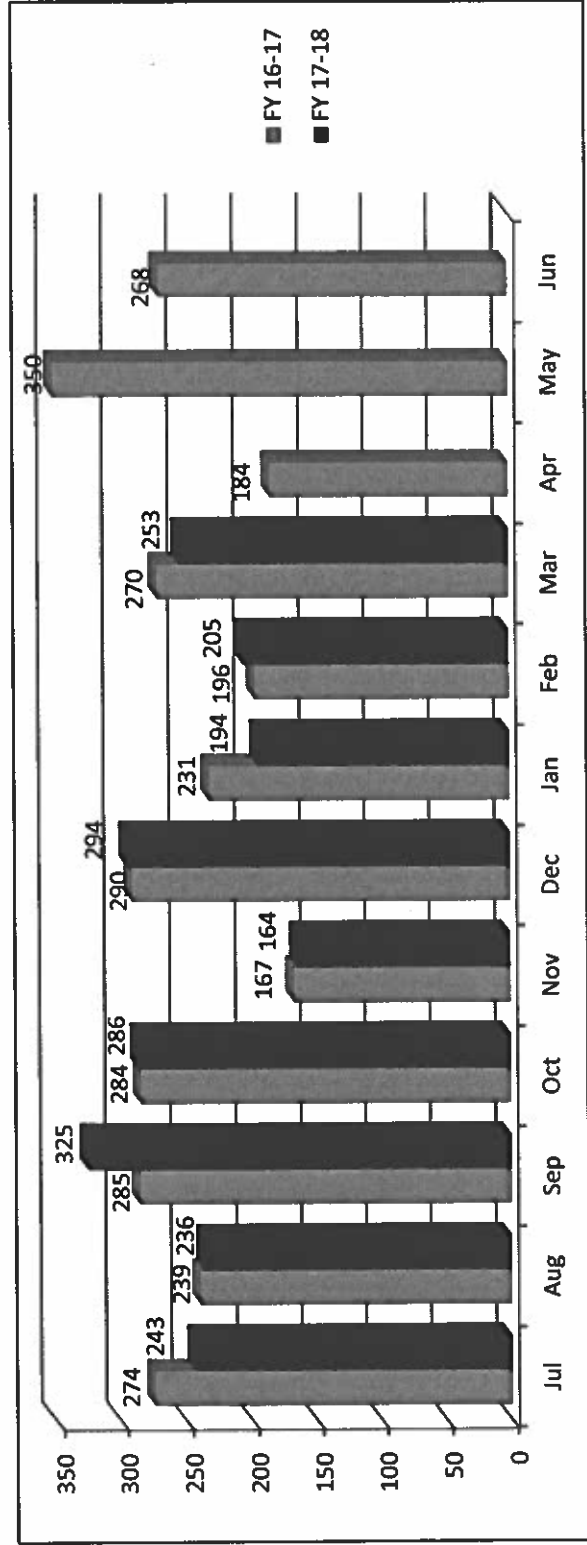
Informal Conf. Conducted

	FY 16-17	FY 17-18
Jul	274	243
Aug	239	236
Sep	285	325
Oct	284	286
Nov	167	164
Dec	290	294
Jan	231	194
Feb	196	205
Mar	270	253
Apr	184	
May	350	
Jun	268	
Total	2236	2200



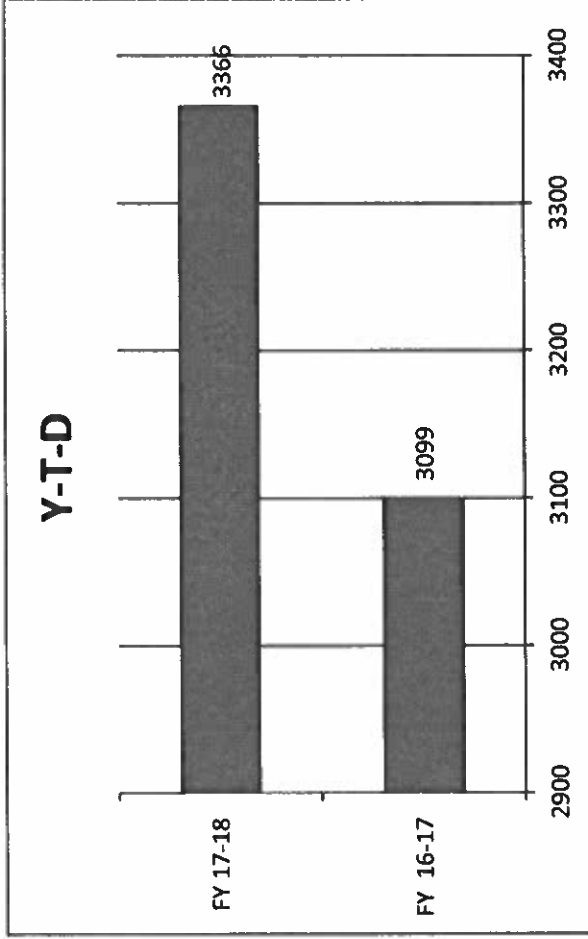
FY 16-17 1966
FY 17-18 2200

Y-T-D




Informal Conf. Requested

	FY 16-17	FY 17-18
Jul	397	334
Aug	365	472
Sep	462	418
Oct	407	391
Nov	336	322
Dec	376	288
Jan	378	405
Feb	378	349
Mar	404	387
Apr	339	
May	398	
Jun	383	
Total	3503	3366



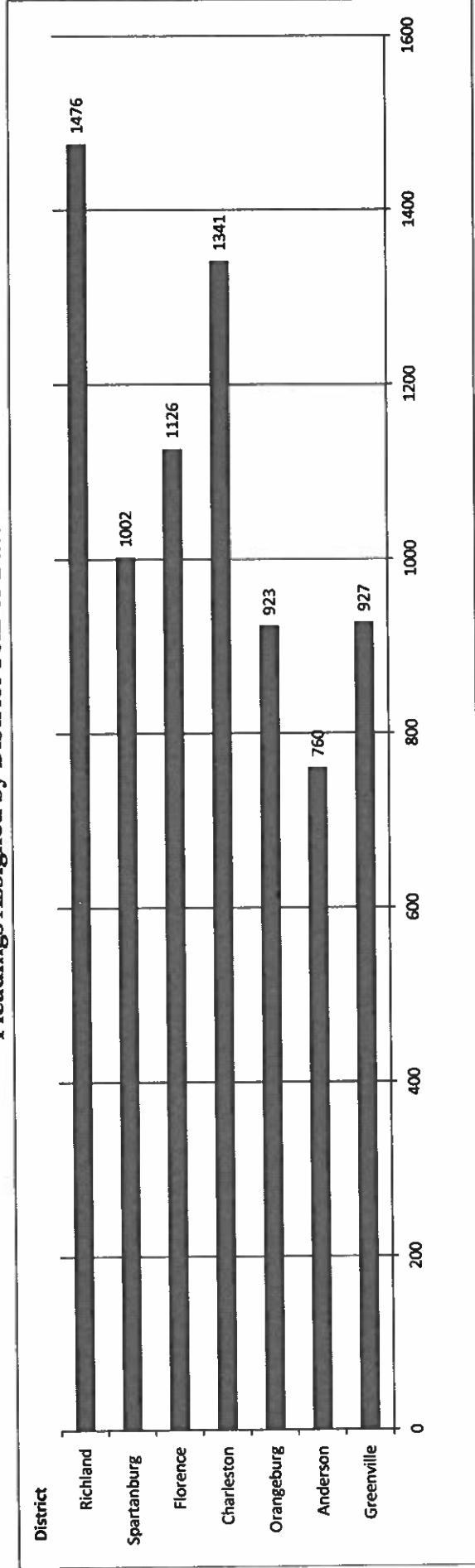
Y-T-D	FY 16-17	FY 17-18
Jul	397	334
Aug	365	472
Sep	462	418
Oct	407	391
Nov	336	322
Dec	376	288
Jan	378	405
Feb	378	349
Mar	404	387
Apr	339	
May	398	
Jun	383	
Total	3503	3366



Pleadings Assigned - Three Year Comparison by Month

	District 1 Greenville			District 2 Anderson			District 3 Orangeburg			District 4 Charleston			District 5 Florence			District 6 Spartanburg			District 7 Richland		
	17-18	16-17	15-16	17-18	16-17	15-16	17-18	16-17	15-16	17-18	16-17	15-16	17-18	16-17	15-16	17-18	16-17	15-16	17-18	16-17	15-16
Jul	97	98	107	79	82	90	104	108	118	127	158	181	121	131	144	107	92	130	139	149	156
Aug	113	92	110	97	97	76	120	93	109	172	176	171	134	164	122	107	115	122	159	157	138
Sep	100	144	102	100	92	88	110	121	132	156	183	198	136	140	154	103	142	110	164	141	167
Oct	97	104	106	68	74	101	86	93	119	135	172	172	107	115	171	113	119	96	177	142	170
Nov	116	92	72	83	98	62	81	86	88	159	169	145	131	131	133	120	114	81	148	164	129
Dec	122	90	101	81	86	105	113	72	103	150	135	160	108	100	148	113	85	99	172	129	162
Jan	87	93	75	72	92	84	88	88	76	125	142	113	139	117	129	94	119	97	166	160	158
Feb	75	96	90	84	74	88	88	76	84	179	188	214	138	150	140	126	122	117	188	175	174
Mar	120	91	122	96	108	124	122	124	134	142	142	154	138	150	140	126	122	117	188	175	174
Apr		111	100		80	92		94	93	188	186	186		156	129		103	90	146	167	150
May		125	106		101	103		121	116	183	141	141		148	146		122	111	167	169	150
Jun		134	120		120	75		142	110	1341	2020	1960		154	151		125	114	169	169	150
Totals	927	1270	1211	760	1104	1088	923	1230	1319	1341	2020	1960	1126	1663	1677	1002	1343	1311	1476	1835	1819

Pleadings Assigned by District Year to Date



State of South Carolina

1333 Main Street, 5th Floor
P.O. Box 1715
Columbia, S.C. 29202-1715



TEL: (803) 737-5700
www.wcc.sc.gov

Workers' Compensation Commission

Executive Director's Report Gary M. Cannon

April 16, 2018

Security Access Control System

The purchase order for the installation of the agency's security access and control system has been issued. We anticipate installation to begin the week of April 26.

Office Construction

The request for quotes for the construction of two offices 8' x 9' offices in the IT department has been issued to four contractors. Quotes are due no later than 2:00 PM April 23, 2018.

Meetings/Activities

The Executive Director participated in the following meetings/activities:

- March 15 – Judicial Conference Agenda meeting
- March 15 – Met with ICAP staff to discuss IT Legacy Modernization Project
- March 20 – Attended Senate Finance Subcommittee meeting
- March 21 – Attended Senate Subcommittee meeting
- March 21 – Met with W Ducote to discuss compliance fines
- March 21 – Submitted request to the Attorney General's Office to retain outside counsel
- March 22 – Met with Ivey Drawdy to discuss her work plan
- March 26 – Met representatives of the IWA to discuss budget and legislation
- March 26 – Met with Chairman Beck concerning a compliance file issue
- March 26 – Met with Amy Bracy concerning refund copy requests
- March 27 – Met with Alexa Stuart and Sonji Spann concerning an HR issue
- April 2 – Met with staff to discuss venue site issue in Rock Hill
- April 4 – Met with Alexa Stuart to discuss Employee of the Year Policy
- April 6 – Met with Chairman Beck concerning Self-Insurer's application review and LPT review process
- April 9 – Presented to the Carolina AGC in Greenville, SC
- April 10 – Met with staff concerning upcoming Regulation Seminar (4/13)

Constituent /Public Information Services

For the period March 14, 2018 through April 9, 2018, the Executive Director's Office and the General Counsel's office had 398 contacts with various system constituents and stakeholders. The contacts included telephone communications; electronic and personal contacts with claimants or constituents, state agencies, federal agencies, attorneys, service providers, business partners; and letters with congressional offices.

Financial Transactions Activity

The Executive Director's office has assumed the direct responsibility for budget, financial and purchasing transactions. Even though the Commission has a Memorandum of Understanding with the Department of Administration for assistance with procurement services and accounting and budgetary support, the following activities occurred in the Executive Director's office for the period March 1, 2018 through April 9, 2018: approved and processed 10 travel expense reimbursement payment related activities, 66 invoices, and 28 deposits. Procurement and purchasing activities included the entries of 26 goods received.

SCWCC Stakeholder Electronic Distribution List

For the period March 14, 2018 through April 9, 2018, we added nine (9) individuals to the distribution list. A total of 756 individuals currently receive notifications from the Commission.

State of South Carolina

1333 Main Street, 5th Floor
P.O. Box 1715
Columbia, S.C. 29202-1715



TEL: (803) 737-5700
www.wcc.sc.gov

Workers' Compensation Commission

MEMORANDUM

TO: COMMISSIONERS

**FROM: Gary Cannon
Executive Director**

DATE: April 16, 2018

RE: FINANCIAL REPORT - Period ending March 31, 2018

Attached is the Budget vs. Actual Report for the General Fund and Earmarked Fund for the one month period ending March 31, 2018. The benchmark for this period is 75%.

The expenditures are on pages 1-9 of the "Budget vs. Actual Report FY 2018 as of 3/31/2018.

The General Fund (10010000) total expenditure is 69% of budget. Details are on pages 1-2.

The Earmarked Fund (38440000) total expenditure is 56% of budget. Details are on pages 3-9.

The total Commitments (Purchase Orders) total \$707,092. Details are on page 1 of 1 behind the Budget vs. Actual.

As reflected on the Earmarked Fund Revenues page located behind the Commitments report, we have received 85% of budgeted operating revenues and 93% of budgeted Self-Insurance Tax funds.

The Earmarked Fund Balance Sheet may be found behind the Revenues report. It reflects a Net Income of \$817,217 when comparing year-to-date Operating Revenues and Self-Insurance Tax receipts to the year-to-date Expenditures and Commitments for the stated period.

South Carolina Workers' Compensation Commission
Budget vs. Actual Report
FY 2018 As of 3/31/2018
75% of year elapsed

Fund 10010000 - GENERAL FUND

Administration

Commitment Item	Commitment Item Description	Current Budget	YTD Expenditures	% Used	Commitments	Remaining Balance
501015	DIRECTOR	102,129	80,852	79%		21,277
501058	CLASSIFIED POS	47,092	33,583	71%		13,509
5050020000	IN ST-LODGING				394	
5050041000	HR-IN ST-AUTO MILES		121			
Total OTHER OPERATING:			121		394	-515
Total Administration:		149,221	114,557	77%	394	34,270

Inform. services

Commitment Item	Commitment Item Description	Current Budget	YTD Expenditures	% Used	Commitments	Remaining Balance
512001	OTHER OPERATING	220,104				
5230010000	PETTY CASH FD-EST/CH		13			
Total OTHER OPERATING:			13	0%	0	220,091
Total Inform. services:		220,104	13	0%	0	220,091

Claims

Commitment Item	Commitment Item Description	Current Budget	YTD Expenditures	% Used	Commitments	Remaining Balance
501058	CLASSIFIED POS	77,223	62,531	81%		14,692
501070	OTH PERS SVC	2,000	2,000	100%		0
Total Claims:		79,223	64,531	81%		14,692

Commissioners

Commitment Item	Commitment Item Description	Current Budget	YTD Expenditures	% Used	Commitments	Remaining Balance
501026	CHAIRMAN	125,208	95,121	76%		30,087
501033	COMMISSIONER	720,918	574,728	80%		146,190
501050	TAXABLE SUBS		4,898		0	-4,898
501058	CLASSIFIED POS	313,837	259,774	83%		54,063
501070	OTH PERS SVC	14,048	14,048	100%		0
Total Commissioners:		1,174,011	948,570	81%	0	225,442

South Carolina Workers' Compensation Commission
Budget vs. Actual Report
FY 2018 As of 3/31/2018
75% of year elapsed

Fund 10010000 - GENERAL FUND

Insurance & Medical

Commitment Item	Commitment Item Description	Current Budget	YTD Expenditures	% Used	Commitments	Remaining Balance
501058	CLASSIFIED POS	26,632	21,625	81%		5,007
Total Insurance & Medical:		26,632	21,625	81%		5,007

Judicial

Commitment Item	Commitment Item Description	Current Budget	YTD Expenditures	% Used	Commitments	Remaining Balance
501058	CLASSIFIED POS	29,267				29,267
Total Judicial:		29,267				29,267

Employer Contributions

Commitment Item	Commitment Item Description	Current Budget	YTD Expenditures	% Used	Commitments	Remaining Balance
513000	EMPLOYER CONTRIB	553,813	384,404	69%		169,409
Total Employer Contributions:		553,813	384,404	69%		169,409
Total GENERAL FUND:		2,232,271	1,533,698	69%	394	698,179

South Carolina Workers' Compensation Commission
Budget vs. Actual Report
FY 2018 As of 3/31/2018
75% of year elapsed

Fund 38440000 - EARMARKED FUND

Administration

Commitment Item	Commitment Item Description	Current Budget	YTD Expenditures	% Used	Commitments	Remaining Balance
501058	CLASSIFIED POS	607,790	181,564	30%		426,226
501070	OTH PERS SVC	41,000	3,000	7%		38,000
512001	OTHER OPERATING	1,224,866				
5020010000	OFFICE EQUIP SERVICE		525		1,053	
5020030000	PRINT / BIND / ADV		4,439		4,361	
5020077130	SERVICES- EUC		5,361			
5020077240	DP SERVICES – STATE		14,791			
5020080000	FREIGHT EXPRESS DELV		373			
5020090000	TELEPHONE & TELEGRPH		-202			
5020120000	CELLULAR PHONE SVCS		2,532			
5021020000	ATTORNEY FEES		-9,375			
5021410000	EDUC & TRNG-STATE		309			
5021469311	HVAC MAINTENANCE		417			
5021490000	AUDIT ACCT FINANCE		126			
5021530000	CATERED MEALS		2,236			
5021540000	NON-IT OTHER PRO SRV		1,344		2,103	
5024990000	NON-IT OTH CONTRACT		1,053			
5030010000	OFFICE SUPPLIES		9,611		1,073	
5030010002	OFF SUP - MIN OFF EQ		234			
5030010004	SUBSCRIPTIONS		3,211			
5030010005	CONTROLLABLE OFF SUP		440			
5030020000	COPY EQUIP SUPP		2,836			
5030067101	PRGM LIC - APP SUPP		17,550			
5030067170	EQUIP&SUPP- PRINT EU		3,801			
5030070000	POSTAGE		15,611		53,460	
5031010000	LAUNDRY SUPPLIES		490			
5031469309	PLUMBING SUPPLIES		199			
5031479203	JANITORIAL SUPPLIES		45			
5032410000	MED/SCIENT/LAB SUPP		1,385			
5033090000	EMPLOYEE RECOG AWARD		841			
5033990000	OTHER SUPPLIES		15			
5040010000	RENT-OFFICE EQUIP		2,956			

South Carolina Workers' Compensation Commission
Budget vs. Actual Report
FY 2018 As of 3/31/2018
75% of year elapsed

Fund 38440000 - EARMARKED FUND

5040027000	IT-RENT COPYNG EQUIP		856			
5040050000	NON IT-RENT-CONT REN		-175			
5040057000	IT- RENTAL-CONT RENT		1,004		1,023	
5040060000	RENT-NON ST OWN PROP		347,238		303,563	
5040490000	RENT-OTHER		13,237		15,741	
5041010000	DUES & MEMBER FEES		4,005			
5050010000	IN ST-MEALS-NON-REP		363			
5050020000	IN ST-LODGING		3,295			
5050031000	HR-IN ST-AIR TRANS		424			
5050040000	IN ST-AUTO MILEAGE		44			
5050041000	HR-IN ST-AUTO MILES		1,398			
5050070000	IN ST-REGISTR FEES		362			
5051520000	REPORTABLE MEALS		39			
5051540000	LEASED CAR-ST OWNED		34,121			
5060325000	Other Eq Acq (MA)		9,310		10,054	
Total OTHER OPERATING:		1,224,866	498,674	41%	392,432	333,760
Total Administration:		1,873,656	683,238	36%	392,432	797,986

Executive director

Commitment Item	Commitment Item Description	Current Budget	YTD Expenditures	% Used	Commitments	Remaining Balance
501070	OTH PERS SVC		8,051			-8,051
512001	OTHER OPERATING	6,335				
5050010000	IN ST-MEALS-NON-REP		75			
5050020000	IN ST-LODGING		273			
5051520000	REPORTABLE MEALS		91			
Total OTHER OPERATING:		6,335	439	7%	0	5,896
Total Executive director:		6,335	8,490	134%	0	-2,155

South Carolina Workers' Compensation Commission
Budget vs. Actual Report
FY 2018 As of 3/31/2018
75% of year elapsed

Fund 38440000 - EARMARKED FUND

General counsel

Commitment Item	Commitment Item Description	Current Budget	YTD Expenditures	% Used	Commitments	Remaining Balance
5021540000	NON-IT OTHER PRO SRV		120		648	
	Total OTHER OPERATING:		120		648	-768
Total General counsel:			120		648	-768

Inform. services

Commitment Item	Commitment Item Description	Current Budget	YTD Expenditures	% Used	Commitments	Remaining Balance
501058	CLASSIFIED POS	87,850	172,414	196%		-84,564
501070	OTH PERS SVC		5,500			-5,500
512001	OTHER OPERATING	755,512				
5020040000	MICROFILM PROCESSING		46,656		29,043	
5020077100	SERVICES- APP SUP		29,929		180,720	
5020077110	SERVICES- DATA NET		250		3,240	
5020077170	SERVICES- PRINT EU		158			
5020077220	SERVICES- VOICENET				9,612	
5020077222	NCV- VOICENET				21,677	
5020077240	DP SERVICES – STATE		144,055			
5020090000	TELEPHONE & TELEGRPH		11,365			
5020120000	CELLULAR PHONE SVCS		2,827			
5030010000	OFFICE SUPPLIES		380		15,876	
5030010002	OFF SUP - MIN OFF EQ		740			
5030010003	OFF SUP&EQ-NON-IT PL		435			
5030010006	OFFICE SUPP TELE				7,560	
5030020000	COPY EQUIP SUPP		1,223			
5030030000	PRINTED ITEMS		367			
5030067101	PRGM LIC - APP SUPP		15,495			
5030067130	EQUIP&SUPP- EUC		3,937			
5030067170	EQUIP&SUPP- PRINT EU				13,743	
5030067210	EQUIP&SUPP- STORAGE		92			
5030090000	COMMUNICATION SUPP		206			
5031010000	LAUNDRY SUPPLIES		114			
5040010000	RENT-OFFICE EQUIP		1,281			

South Carolina Workers' Compensation Commission
Budget vs. Actual Report
FY 2018 As of 3/31/2018
75% of year elapsed

Fund 38440000 - EARMARKED FUND

5040027000	IT-RENT COPYNG EQUIP		1,067			
5040050000	NON IT-RENT-CONT REN		175			
5040057000	IT- RENTAL-CONT RENT		1,009		6,167	
5041010000	DUES & MEMBER FEES		159			
5050010000	IN ST-MEALS-NON-REP		38			
5050041000	HR-IN ST-AUTO MILES		170			
Total OTHER OPERATING:		755,512	262,128	35%	287,638	205,746
Total Inform. services:		843,362	440,042	52%	287,638	115,681

Claims

Commitment Item	Commitment Item Description	Current Budget	YTD Expenditures	% Used	Commitments	Remaining Balance
501058	CLASSIFIED POS	280,850	202,122	72%		78,728
501070	OTH PERS SVC	5,500	5,500	100%		0
512001	OTHER OPERATING	19,700				
5020020000	COPYING EQUIP SVC		-463			
5020090000	TELEPHONE & TELEGRPH		-191			
5020120000	CELLULAR PHONE SVCS		433			
5030010000	OFFICE SUPPLIES		373			
5030070000	POSTAGE		2,458			
5040027000	IT-RENT COPYNG EQUIP		525			
5050010000	IN ST-MEALS-NON-REP		31			
5050020000	IN ST-LODGING		470			
5050041000	HR-IN ST-AUTO MILES		172			
Total OTHER OPERATING:		19,700	3,808	19%	0	15,892
Total Claims:		306,050	211,430	69%	0	94,620

South Carolina Workers' Compensation Commission
Budget vs. Actual Report
FY 2018 As of 3/31/2018
75% of year elapsed

Fund 38440000 - EARMARKED FUND

Commissioners

Commitment Item	Commitment Item Description	Current Budget	YTD Expenditures	% Used	Commitments	Remaining Balance
501050	TAXABLE SUBS	70,000	37,905	54%	0	32,095
512001	OTHER OPERATING	230,700				
5020077100	SERVICES- APP SUP		780		842	
5020080000	FREIGHT EXPRESS DELV		29			
5020090000	TELEPHONE & TELEGRPH		-257			
5020120000	CELLULAR PHONE SVCS		6,804			
5021010000	LEGAL SERVICES		85,480			
5021410000	EDUC & TRNG-STATE		225			
5021540000	NON-IT OTHER PRO SRV		150			
5030010000	OFFICE SUPPLIES		328			
5030020000	COPY EQUIP SUPP		81			
5030067130	EQUIP&SUPP- EUC		242			
5030070000	POSTAGE		1,649			
5040027000	IT-RENT COPYNG EQUIP		516			
5050010000	IN ST-MEALS-NON-REP		358			
5050020000	IN ST-LODGING		2,267			
5050041000	HR-IN ST-AUTO MILES		15,880			
5050080000	IN ST-SUBSIST ALLOW		6,837			
5050570000	OUT ST-REGISTR FEES		-107			
5051520000	REPORTABLE MEALS		190			
	Total OTHER OPERATING:	230,700	121,452	53%	842	108,405
	Total Commissioners:	300,700	159,357	53%	842	140,500

Information Services FY18

Commitment Item	Commitment Item Description	Current Budget	YTD Expenditures	% Used	Commitments	Remaining Balance
561000	Special Item	60,944	10,373	17%	19	50,552
	Total Information Services FY18:	60,944	10,373	17%	19	50,552

South Carolina Workers' Compensation Commission
Budget vs. Actual Report
FY 2018 As of 3/31/2018
75% of year elapsed

Fund 38440000 - EARMARKED FUND

Insurance & Medical

Commitment Item	Commitment Item Description	Current Budget	YTD Expenditures	% Used	Commitments	Remaining Balance
501058	CLASSIFIED POS	459,463	364,756	79%		94,707
501070	OTH PERS SVC	22,881	15,845	69%		7,037
512001	OTHER OPERATING	54,500				
5020080000	FREIGHT EXPRESS DELV		571			
5020090000	TELEPHONE & TELEGRPH		-201			
5020120000	CELLULAR PHONE SVCS		305			
5021540000	NON-IT OTHER PRO SRV	5,300	22,525		25,513	
5024990000	NON-IT OTH CONTRACT		1,420			
5030010000	OFFICE SUPPLIES		1,261			
5030010004	SUBSCRIPTIONS		198			
5030070000	POSTAGE		1,535			
5033990000	OTHER SUPPLIES		15			
5040027000	IT-RENT COPYNG EQUIP		548			
5050010000	IN ST-MEALS-NON-REP		155			
5050020000	IN ST-LODGING		3,287			
5050041000	HR-IN ST-AUTO MILES		1,035			
5050070000	IN ST-REGISTR FEES		999			
5051520000	REPORTABLE MEALS		13			
	Total OTHER OPERATING:	59,800	33,665	56%	25,513	622
	Total Insurance & Medical:	542,144	414,265	76%	25,513	102,366

South Carolina Workers' Compensation Commission
Budget vs. Actual Report
FY 2018 As of 3/31/2018
75% of year elapsed

Fund 38440000 - EARMARKED FUND

Judicial

Commitment Item	Commitment Item Description	Current Budget	YTD Expenditures	% Used	Commitments	Remaining Balance
501058	CLASSIFIED POS	404,866	324,713	80%		80,153
501070	OTH PERS SVC	48,619	41,654	86%		6,965
512001	OTHER OPERATING	12,800				
5020010000	OFFICE EQUIP SERVICE		975			
5020090000	TELEPHONE & TELEGRPH		-120			
5020120000	CELLULAR PHONE SVCS		427			
5021010000	LEGAL SERVICES		2,748			
5021540000	NON-IT OTHER PRO SRV		210			
5030010000	OFFICE SUPPLIES		425			
5030070000	POSTAGE		2,085			
5040027000	IT-RENT COPYNG EQUIP		549			
5050010000	IN ST-MEALS-NON-REP		120			
5050020000	IN ST-LODGING		697			
5050040000	IN ST-AUTO MILEAGE		74			
5050080000	IN ST-SUBSIST ALLOW		208			
5051520000	REPORTABLE MEALS		501			
	Total OTHER OPERATING:	12,800	8,898	70%	0	3,902
	Total Judicial:	466,285	375,265	80%	0	91,020

Employer Contributions

Commitment Item	Commitment Item Description	Current Budget	YTD Expenditures	% Used	Commitments	Remaining Balance
513000	EMPLOYER CONTRIB	669,314	518,378	77%	0	150,936
	Total Employer Contributions:	669,314	518,378	77%	0	150,936
	Total EARMARKED FUND:	5,068,789	2,820,958	56%	707,092	1,540,738

South Carolina Workers' Compensation Commission

Commitments

FY 2018 As of 3/31/2018

Fund 38440000 - EARMARKED FUND

Administration

Commitment Item	Commitment Item Description	Vendor	Commitment
5020010000	OFFICE EQUIP SERVICE	AMERICAN TIME DATA INC	1,053
5020030000	PRINT / BIND / ADV	PINE PRESS PRINTING	4,361
5021540000	NON-IT OTHER PRO SRV	1-800-GOT-JUNK?	1,334
5021540000	NON-IT OTHER PRO SRV	MILLIGAN & ASSOCIATES	770
5030010000	OFFICE SUPPLIES	NEOPOST USA INC	1,073
5030070000	POSTAGE	NEOFUNDS BY NEOPOST	1,620
5030070000	POSTAGE	US POSTAL SERVICE	51,840
5040057000	IT- RENTAL-CONT RENT	XEROX CORPORATION	1,023
5040060000	RENT-NON ST OWN PROP	ALBANY ROAD - 1333 MAIN LLC	303,563
5040490000	RENT-OTHER	PARKSIMPLE LLC	15,741
5060325000	Other Eq Acq (MA)	NEOPOST USA INC	10,054
Total Administration:			392,432

General counsel

Commitment Item	Commitment Item Description	Vendor	Commitment
5021540000	NON-IT OTHER PRO SRV	A WOMANS TOUCH LLC	648
Total General counsel:			648

Inform. services

Commitment Item	Commitment Item Description	Vendor	Commitment
5020040000	MICROFILM PROCESSING	PALMETTO MICROFILM SYSTEMS INC	29,043
5020077100	SERVICES- APP SUP	TAPFIN PROCESS SOLUTIONS	180,720
5020077110	SERVICES- DATA NET	MCWATERS INC	3,240
5020077220	SERVICES- VOICENET	NWN CORPORATION	9,612
5020077222	NCV- VOICENET	VERIZON WIRELESS	21,677
5030010000	OFFICE SUPPLIES	FORMS & SUPPLY INC	3,240
5030010000	OFFICE SUPPLIES	STAPLES BUSINESS ADVANTAGE	3,240
5030010000	OFFICE SUPPLIES	VERIZON WIRELESS	9,396
5030010006	OFFICE SUPP TELE	VERIZON WIRELESS	7,560

Any items with vendor "Not assigned" are pending financial adjustments. Any commitment on the Budget vs. Actual Report that is missing from this list is a travel commitment.

**South Carolina Workers' Compensation Commission
Commitments
FY 2018 As of 3/31/2018**

Fund 38440000 - EARMARKED FUND

5030067170	EQUIP&SUPP- PRINT EU	FORMS & SUPPLY INC	7,263
5030067170	EQUIP&SUPP- PRINT EU	US INK AND TONER INC	6,480
5040057000	IT- RENTAL-CONT RENT	XEROX	4,320
5040057000	IT- RENTAL-CONT RENT	XEROX CORPORATION	1,847
Total Inform. services:			287,638

Commissioners

Commitment Item	Commitment Item Description	Vendor	Commitment
5020077100	SERVICES- APP SUP	BIS DIGITAL, INC.	842
Total Commissioners:			842

Information Services FY18

Commitment Item	Commitment Item Description	Vendor	Commitment
5030067130	EQUIP&SUPP- EUC	HP INC	19
Total Information Services FY18:			19

Insurance & Medical

Commitment Item	Commitment Item Description	Vendor	Commitment
5021540000	NON-IT OTHER PRO SRV	BNG PROCESS SERVICE	2,106
5021540000	NON-IT OTHER PRO SRV	J & J INVESTIGATIONS LLC	1,458
5021540000	NON-IT OTHER PRO SRV	NTHRIVE INC	16,500
5021540000	NON-IT OTHER PRO SRV	UPSTATE LEGAL SUPPORT SERVICES L	4,736
5021540000	NON-IT OTHER PRO SRV	WHITESELL INVESTIGATIVE SERVICES	713
Total Insurance & Medical:			25,513

Total EARMARKED FUND: 707,092

Any items with vendor "Not assigned" are pending financial adjustments. Any commitment on the Budget vs. Actual Report that is missing from this list is a travel commitment.

Financial Report for March 2018 (002)
3844 Revenue Report

SC Workers' Compensation Commission Financial Report FY 2017-2018 Period Ending: March 31, 2018 Earmarked Fund Revenues				
			Benchmark	75%
Account	Acct No.	Budget	YTD Actual Received	% of Budget
Workers Comp Hearing Fee	4110090000	\$ 565,000	\$ 419,500	74%
Self Insurance App Fee	4160040000	\$ 26,577		0%
Violations and Penalties	4223030000	\$ 1,750,000	\$ 1,586,362	91%
Parking Fee	4350040000	\$ 6,060	\$ 4,278	71%
Workers Comp Award Review Fee	4350140000	\$ 36,575	\$ 25,025	68%
Training Conference Registration Fee	4380020000	\$ 3,500	\$ 6,687	191%
Sale of Goods	4480010000		\$ 1,134	
Sales of Photocopies	4380050000	\$ 67,500	\$ 55,661	82%
Sale of Services	4480020000		\$ 875	0%
Sale of Publication & Brochure	4480040000			0%
Sale of Listings Labels	4480060000	\$ 16,500	\$ 2,275	14%
Freedom of Information Act Refunds	4520020006		\$ 20	0%
Unclaimed Property	4511020000			0%
Returned Checks	4530010000		\$ (50)	0%
Adj To Agency Deposit	4530020000		\$ (25)	0%
Misc Revenue	4530030000		\$ 1,029	0%
Dep By Private Entities	4530070000			0%
				0%
Total Revenues		\$ 2,471,712	\$ 2,102,771	85%
Self Insurance Tax		\$ 2,400,467	\$ 2,242,496	93%
Total		\$ 4,872,179	\$ 4,345,267	89%

**SC Workers' Compensation Commission
BALANCE SHEET**

EARMARKED FUND

FY 2017-2018

Period Ending: March 31, 2018

	Budget	YTD	% of budget
Total Revenues	\$ 2,471,712	\$ 2,102,771	85%
Self-Insurance Tax	\$ 2,400,467	\$ 2,242,496	93%
Total Revenues	<u>\$ 4,872,179</u>	<u>\$ 4,345,267</u>	89%
Total Expenditures	<u>\$ 5,068,789</u>	<u>\$ 2,820,958</u>	56%
Total Commitments		\$ 707,092	
Net Income/Expenditures		<u><u>\$ 817,217</u></u>	